



Southern Miss

2016-17 Tennis Almanac





2016-17 Southern Miss Tennis

Table of Contents

Contents/Credits.....	1
Quick Facts/Media Contact	2

Women's Tennis

Head Coach.....	3-4
Support Staff	4
Women's Player Profiles.....	5-7
2015-16 Statistics and Results	8
Women's Tennis Records	9-11
All-Time Letterwinners.....	12
Year-by-Year Results	13-16

Men's Tennis

Men's Head Coach.....	17
Support Staff	18
Men's Player Profiles	19-21
2015-16 Statistics and Results	22
Men's Tennis Records.....	23-25
All-Time Letterwinners.....	26-27
Year-by-Year Results	28-31
Facilities.....	32
Conference USA.....	33-34

Athletic Phone Numbers

Athletics Department

(601) 266-5017

Ticket Office

(601) 266-5418

Women's Tennis Office

(601) 266-5017

Men's Tennis Office

(601) 266-5017

Assistant Athletic Director/ Media Relations

Jack Duggan

Tennis SID

Ashleigh Young

Office Phone

(601) 266-5517

Office Fax

(601) 266-4507

Cell Phone

714-721-6816

ashleigh.young@usm.edu

Web Page Address

www.SouthernMiss.com

Credits

The 2016-17 Southern Miss Men's and Women's Tennis Guide has been published by The University of Southern Mississippi Department of Intercollegiate Athletics, writing and design coordination by the Office of Athletic Media Relations.

Editor: Ashleigh Young

Assistant Editors: Jack Duggan

Photography: Joe Harper, Steve Coleman,
King Photography, Patrick Lowery

Cover Design and Layout: Provations Group, Nicholasville, Ky.
Digital Online Edition: Provations Group (www.provations.com)

The University of Southern Mississippi is an EEO/AA/Title VI/Title IX/Section 504/ADA/ADEA institution in the provision of its education and employment programs and services. Inquiries regarding compliance of these areas should be directed to:

Linda Rasmussen, 310 McLemore Hall -
Southern Miss Main Campus at 601-266-6618

Women's Golden Eagle Tennis Roster

Name	Cl.	Ht.	Hometown (Last School)
Claudia Castella	Jr.	5-5	Barcelona, Spain (IES Matadepera)
Tzu-Hui Chen	Fr.	5-7	Tainana, Taiwan (National Shan-Hua HS)
Carolyn Drescher	Sr.	5-5	Esfstadt, Germany (Ville-Gymnasium)
Tjasa Jerse	So.	5-6	Medvode, Slovenia (Gimnazija AiAika)
Alex Kitchen	So.	5-8	Palm Harbor, Fla. (Courtryside HS)
Rikeetha Pereira	So.	5-4	Dubai, U.A.E (HS)
Gabrielle Robinson	So.	5-8	Dunwoody, Georgia (Kennesaw State Univ.)
Elena Roca	Jr.	5-4	Barcelona, Spain (Canigo)
Sophie Torcello	Fr.	5-3	Melbourne, Australia (Bacchus March College)

Head Coach: Dominic Modise (University of Hawaii-Manoa, 1999)

Men's Golden Eagle Tennis Roster

Name	Cl.	Ht.	Hometown (Last School)
Mikhail Esipov	Jr.	6-2	Tashkent, Uzbekistan (Lyeeun N5 Techical)
Chao-Yu Huang	Sr.	6-0	Nantou City, Taiwan (Taipei Municipal lianguo HS)
Daniel Merker	Jr.	6-0	Guayaquil, Ecuador (Unidad Educativa)
Jorman Reyes	So.	5-8	Manabi, Ecuador (San Jose HS)
Rakshit Rishi	Sr.	5-10	New Delhi, India (Drake)
Teeradon Tortrakul	So.	5-10	Bangkok, Thailand (Bangkok Christian College)
Wen-Po Tseng	So.	6-0	Taipei, Taiwan (Taipei Municipal HS)
Chris Wilkins	Fr.	5-11	Hattiesburg, Miss. (Hattiesburg HS)

Head Coach: Zubin Engineer (Loyola University-New Orleans, 2013)



Media Information

Southern Miss Quick Facts

General

Name of School: The University of Southern Mississippi
City/Zip: Hattiesburg, MS 39406-0001
Founded: 1910
Enrollment: 14,544
Nickname: Golden Eagles
School Colors: Black and Gold
Tennis Facilities: Southern Miss Tennis Complex
Capacity: 250
Affiliation: NCAA Division I
Conference: Conference USA
President: Dr. Rodney Bennett
Director of Athletics: Jon Gilbert
Athletic Dept. Phone: (601) 266-5017

Athletic Media Relations

Assistant Director of Athletics: Jack Duggan
AMR Office Phone: (601) 266-4503
Director of Communications: David Cohen
AMR Office Phone: (601) 266-4503
Email Address: david.cohen@usm.edu
Graduate Assistant: Ashleigh Young
Email Address: ashleigh.young@usm.edu
Fax: (601) 266-4507
Mailing Address: 118 College Dr.,
 # 5161 Hattiesburg, MS 39406-0001
Overnight Address: 2609 West 4th St.
 Hattiesburg, MS 39401
Web Address: www.SouthernMiss.com

Men's Tennis

Head Coach: Zubin Engineer
Alma Mater/Year: Loyola University-New Orleans, 2013
Record at School (Years): 40-24 (Three Years)
Career Record (Years): Same
Best Time/Day to Reach Coach: Through SID
Graduate Assistant Coach: Brad Marriot

2015-16 Record: 16-8

2015-16 Conference Record/Finish: 11-11

2016 Conference Tournament Finish: T5th

Final Ranking Last Year (Poll): None

Letterwinners Returning/Lost: 8/1

Newcomers: 1

Top Returnees: Chao Yu-Huang, Wen-Po Tseng, Rakshit Rishi

History

Tennis: Since 1951

Overall All-Time Record: 727-535-2**

No. Years in NCAA Tournament/Last: 1997

Last Postseason Opponent/Results: 1997/Alabama, L, 2-4

**25 wins vacated due to NCAA Infractions

Women's Tennis

Head Coach: Dominic Modise

Alma Mater/Year: University of Hawaii at Manoa, 1999

Record at School (Years): 38-50-1(Four Years)

Tennis Office: 601-266-5017

Best Time/Day to Reach Coach: Contact SID

Graduate Assistant: Marina Bohrer

2015-16: Record: 17-4-1

2015-16: Conference Record/Finish: 4-6

2016 Conference Tournament Finish: Tied for 5th

Final Ranking Last Year (Poll): None

Letterwinners Returning/Lost: 6/1

Newcomers: 2

Top Returnees: Carolin Drescher, Alex Kitchen, Tjasa Jerse

History

Tennis: Since 1978

No. Yrs. in NCAA Tournament/Last: 0

Last Postseason Opponent/Results: None

NCAA Individual in Postseason: 1996, Kati Kocsis (Round 32)

NCAA Doubles: 1996 Kati Kocsis/Susie Kocsis (Round 16)

Southern Miss Athletic Media Relations Department



Jack Duggan
 Assistant Director of
 Athletics/Media Relations



David Cohen
 Director of
 Communications



Ashleigh Young
 Communications
 Grad Assistant



Josie Copley
 Communications
 Grad Assistant



Sterling Randle
 Communications
 Grad Assistant



Coaching Staff



Dominic Modise

Tennis Coach

Fourth Year

Hawai'i at Manoa, 1999

Dominic Modise completed his fourth season at the helm of the Golden Eagle women's tennis program.

Modise's Golden Eagles improved to 16-3-1 overall with three players posting 20 wins or more in the season. The Golden Eagles won seven of their nine away matches with a win at #15 Xavier. Modise placed three players on an All-Conference teams with Carolin Drescher on the 1st team and Rikeetha Pereira and Alex Kitchen on the 3rd team. This was the third consecutive year Modise placed a player on an all-conference team.

Modise's team had an impressive singles season with all seven players posting a winning season. Drescher and Kitchen finished 22-6 in doubles action and held a 10 match win streak in the season.

After another successful season, four Golden Eagles claimed All-Academic and ITA Scholar Athlete awards.

Modise's Golden Eagles finished the season 9-12 overall with a five players posting double digit wins during the season including one with 20 or more wins. For the second consecutive season, Modise placed a player on the all-conference team.

Modise took a talented freshmen-laden squad and produced a plus-12 turnover over the 2013 season.

Prior to coming to Southern Miss, Modise was named the

head coach of the North Carolina Wesleyan men's and women's tennis programs in 2007. The 2012 season saw Modise's teams continue to raise the expectations of North Carolina Wesleyan men's tennis after capturing a fourth-straight USA South regular season title, tournament crown and NCAA berth. The Bishops were ranked as high as No. 5 in the nation earlier in the season after defeating Kenyon College, which recently made a national championship appearance. This season also saw Wesleyan's women's team turn the corner with a third straight winning season and a share of the program's first USA South regular season championship.

His five-year tenure at NCWC saw Modise produce 44 All-Conference performers (29 male, 15 female), four USA South Rookies of the Year (three males, one female), ITA Player of the Year to Watch, ITA Rookie of the Year, ITA Regional Doubles Champions, All-American (three males), NCAA Elite 8 and three Sweet 16 finishes, a Top 10 national rankings and one USA South Player of the Year. His Bishops combined for nine conference regular season and/or tournament championships, and he exits as the all-time winningest coach in the history of both programs. For his efforts, Modise earned the league's Coach of the Year award on four occasions.

Previous to NCWC, Modise helped the Buffaloes earn an NCAA Tournament berth and a third-place finish in the Big 12 Conference. Both overall records during the dual season (16-8) and in the conference (9-2) were school-bests since 1999.

Among his responsibilities, Modise assisted the CU success on the singles court at the No. 4, 5, and 6 positions. All three slots were a combined overall mark of 65-26 (.714), 47-21 (.691) in dual play, and 22-10 (.688) against the conference. He also coached the No. 3 doubles tandem of Melisa Esposito and Martina Sedivec to position champion conference honors with a perfect 9-0 record.

Before joining the Buffalo staff, Modise spent two years as head coach at Nicholls State University (Thibodaux, La.) rebuilding the men's tennis program after a 15-year absence. He guided NSU to the conference tournament for the first time in school history and coached the team to a top-five league finish with only two scholarship student-athletes.

Prior to his successful efforts at Nicholls State, Modise was the assistant men's and women's tennis coach at the University of New Orleans. There he coached a pair of women to national recognition among the elite Intercollegiate Tennis Association





Coaching Staff

(ITA) Top-100 rankings and guided both programs to top-five finishes in the Sun Belt Conference. Additionally, Modise helped raise \$15,000 to benefit the tennis programs and assisted with Children's Wish and the Privateers fundraising tournament. He has also been involved with fundraising through Legg Mason and the ATP Tour Futures Tournaments.

From 2000-02, Modise was the interim head coach University of Louisiana at Lafayette. At UL, he helped the Lady Cajuns reach a Top-75 national ranking and led the team to its best finish in school history. During his tenure, he coached one of his women's players to a national ranking of No. 111, the highest ranking of any UL tennis student-athlete in school history.

During his collegiate playing days at Central Alabama Community College, Modise ranked among the Top-20 in the NJCAA singles rankings and was nominated as a NJCAA Player to Watch. He was also voted the Most Inspirational and the Most Valuable Player by his teammates. In the classroom, Modise was named an All-WAC scholar athlete before completing his associate's degree in 1997. He went on to earn his bachelor's degree in business administration with a concentration in marketing from the

University of Hawaii at Manoa in December of 1999. In 2003, he completed his master's degree in human performance with a concentration in sport management from the University of New Orleans.

Originally from South Africa, Modise speaks four languages: English, Dutch, Tswana and Zulu.



Marina Bohrer

Graduate Assistant
Michigan State, 2015

Marina Bohrer begins her first season as a graduate assistant coach for the Southern Miss women's tennis program.

Prior to joining the Golden Eagles, Bohrer was a student assistant coach at Michigan State University, where she displayed leadership in motivating and training players in a competitive environment. Bohrer also gained valuable coaching experience in developing and correcting player skills through her work as camp assistant at the MSU Nike Tennis Camp.

Bohrer was an exceptional student-athlete at Michigan State University, where she is the all-time career leader in singles wins with 73. Bohrer was named a unanimous selection to the All-Big Ten First Team in her senior year, and emerged in multiple national singles polls, reaching a career-high ranking of No. 112. She also appeared in the national doubles rankings with teammate Erin Faulkner during the 2015 season, reaching a high of No. 57. In her time at MSU, Bohrer received the Spartan Academic Excellence Award, the Intercollegiate Tennis Association Scholar-Athlete Award, and the Academic All-Big Ten Award.

The Porto Alegre, Brazil native earned a bachelor's degree in supply chain management from Michigan State in 2015. She is the daughter of Andre and Cristina Bohrer.





2016-17 Women's Profiles



Claudia Castella

5-7, Junior
Barcelona, Spain/IES Matadepera

2015-16 (So.): Finished her second season with the Golden Eagles 19-8 in singles action ... Recorded a big win knocking off the #15 seeded team from Xavier ... Switched from Tjasa Jerse, Marta Ruszczynska and Rikeetha Pereira in doubles play but more than half the spring season with Pereira ... The pair went 7-7 with 7 of the matches going unfinished ... Castella got her second win against the #15 Xavier team in doubles action with a 8-0 win. **2014-15 (Fr.):** Finished the season with an 8-21 record playing at No. 2, No. 3 and No. 4 singles while playing primarily at the No. 3 ... Alternated between No. 2 and No. 3 over the last nine matches ... Teamed with Lisa Schneider and Karina Gurgyenyan in doubles to post a 7-15 record ... Solid fall campaign, finishing with a 5-6 record ... **Prep:** Attended IES Matadepera ... Ranked as high as No. 74 in the Spain national rankings ... Won a country title ... **Personal:** Daughter of Silvia and Ricard Castella ... A tourism major.


SINGLES	Total	1	2	3	4	5	6	Dual	Tour
2014-15	8-21	—	0-5	3-8	0-2	—	—	3-15	5-6
2015-16	19-8	—	—	—	2-0	7-5	5-0	14-5	5-3

DOUBLES	Total	1	2	3	Dual	Tour
2014-15	7-15	—	5-10	—	5-10	2-5
2015-2016	9-11	—	7-7	—	7-7	

and posted a record of 6-7 ... Teamed with Alex Kitchen in doubles and posted a record of 16-10 overall ... Played at No. 1 doubles and finished with a 9-7 record ... Had a record of 7-5 during the fall season ... **2013-14 (Fr.):** Named Second Team All-Conference USA ... Finished the season with a total of 19 wins on the season ... In dual match play, she posted a 16-8 mark (.667), playing primarily at the No. 1 (7-5) position in her last 12 matches ... Began the spring season playing at No. 2 and posted a 9-3 record ... Recorded an eight-match winning streak from Jan. 29 to Feb. 23 ... Posted a C-USA match during the regular season against Rachel Daniell (UAB) and posted a 6-4, 6-0 win in the opening round of the C-USA Tournament against Victoria Pahlett (Charlotte) ... Teamed with Alex Kitchen and finished with a 13-7 record in doubles playing at No. 1 ... The duo concluded the season winning eight of their last 10 matches and a three-match winning streak ... **Prep:** Attended Ville-Gymnasium Erfstadt ... Played club tennis on TSC Troisdorf Club for Oliver Seidenberg ... Ranked as high as 144 in women's tennis in Germany ... **Personal:** Daughter of Lorenz and Claudia Drescher ... A kinesiotherapy major.

SINGLES	Total	1	2	3	4	5	6	Dual	Tour
2013-14	19-13	7-5	9-3	—	—	—	—	16-8	3-5
2014-15	15-13	6-7	2-1	—	—	—	—	8-8	7-5
2015-16	20-12	13-5	—	—	—	—	—	13-5	7-7


DOUBLES	Total	1	2	3	Dual	Tour
2013-14	16-11	13-7	—	—	13-7	3-4
2014-15	16-10	9-7	—	—	9-7	7-3
2015-16	23-7	15-3	—	—	15-3	8-4



Tzu-Hui Chen

5-7, Freshman
Tainana, Taiwan/ National Shan-Hua High School


Prep: Attended National Shan - Hua High School in Taiwan ... **Personal:** Preferred name is Maggie ... Birthday 2/8/1998 ... Hometown in Chiayi City, Taiwan ... Daughter of Chaohaw Yeh and Chichchang Chen ... Business Major



Carolin Drescher

5-5, Senior
Erfstadt, Germany/ Ville-Gymnasium

2015-16 (Jr.): Earned First Team All-Conference USA honors ... Named to the ITA All-Academic Teams & Scholar Athletes of 2016 ... Posted a 13-5 mark (.722) playing at the No. 1 (13-5) position ... Finished the season winning eight of the last 10 matches that included a 7-0 stretch ... Earned a 1-1 record against nationally players including a 5-7, 6-2, 6-2 victory over South Alabama's Alexandria Stiteler (No. 65) ... Drescher had a season-best seven-match win streak from Jan. 16 to Jan. 30 ... Doubled with Alex Kitchen at the No. 1 spot for the Golden Eagles finishing 15-3, winning 11 of their 12 final matches. **2014-15 (So.):** Earned Third Team All-Conference USA ... Finished the season with a 15-13 record, including a 8-8 in dual match play ... Played mostly at No. 1 singles



Carolin Drescher



2016-17 Women's Profiles



Tjasa Jerse

5-6, Sophomore
Medvode, Slovenia/ Gimnazija ĀiĀjka

2015-16 (Fr.): Made Dean's Honor Roll in her first season... Finished singles season with 18 wins and five losses ... Recroded two wins over ranked opponents in #15 Xavier and #43 South Alabama ... Paired with Elena Roca as the #3 doubles pair and won 16 matches. **Prior to Southern Miss:** Attended Gimnazija Šiška ... Ranked first on the Slovenian list U18 for nine months ... Was a finalist in the girls' national championship U18 in singles and doubles ... Was a semifinalist in the women's national championship ... Won three tournaments U18 in Slovenia ... **Personal:** Daughter of Franci and Marinka Jerše

SINGLES	Total	1	2	3	4	5	6	Dual	Tour
2015-16	22-7	—	—	5-0	10-4	3-3	—	15-4	7-3

DOUBLES	Total	1	2	3	Dual	Tour
2015-16	17-9	—	—	16-5	16-5	1-4



Alex Kitchen

5-8, Senior
Palm Harbor, Fla./Countryside HS

2015-16 (Jr.): Earned ITA All-American Teams & Scholar Athlete award ... Named to the Southern Miss Dean's Honor Roll ... Earned C-USA All-Conference Third Team award ... Recorded a 15-4 record playing primarily at No. 2 ... Posted a win over Madison Harrison of No. 25 Mississippi State 7-6 (4), 1-6, 1-0 (5)... Was the on the doubles No. 1 pair with Drescher and finished with a 15-3 record in doubles winning 11 of their last 12 matches. **2014-15 (So.):** Finished with the second most wins on the season with 19 ... Owns a 19-13 record overall including 14-6 (.700) during the spring season ... Recorded a pair of five match winning streaks ... Played primarily at No. 4 and No. 5 ... Was 7-1 at No. 1 and 6-2 at No. 5 ... Was 3-2 against C-USA opponents this spring ... Won seven of her last eight matches ... **2013-14 (Fr.):** Named Conference USA Third Team All-Conference ... Finished with team's best overall record at 21-9 ... Posted a dual match record of 17-6 including a 2-1 regular season conference record ... Started the spring season play at No. 6, posting an 11-4 record with wins over Matilda Rose Tench of UTEP (6-1, 6-2) and UAB's Catherine Ragon (7-6 (4), 6-3) while closing out the season playing at No. 5 and finishing with a 6-2 record ... Recorded a pair of wins in the C-USA Championship with wins over Charlotte's Tyler Baker (6-3, 6-2) and FIU's Valentina Briceno (3-6, 6-1, 7-5) ... Against Briceno, Kitchen fought back from a 5-2 deficit in the third set to clinch a match win for the Golden Eagles in helping Southern Miss advance to the quarterfinals ... Teamed with Carolin Drescher at No. 1 doubles and posted a 13-7 record ... They concluded the season winning eight of their last 10 matches and a three-match winning streak ... **Prep:** Attended Countryside High School where she was a four-year letterwinner ... Received Player of the Year honors for the Pinellas County as a junior ... A four-time first team all-county for Tampa Bay Times ... Named the Army Athlete Scholar of the Year in 2013 ... Won the district tournament and made the Class 4A state

tournament as an individual ... Won two matches to advance to the state semifinals before losing to the eventual champion ... A four-star recruiting according to TennisRecruiting.net ... Ranked as high as No. 148 during 2012 while ranking No. 21 in Florida and No. 40 in the Southeast ... **Personal:** Daughter of Scott and Denise Kitchen ... A speech pathology and audiology major.

SINGLES	Total	1	2	3	4	5	6	Dual	Tour
2013-14	21-9	—	—	—	—	6-2	11-4	17-6	4-3
2014-15	19-13	—	—	1-3	7-1	6-2	—	14-6	5-7
2015-16	27-9	1-0	14-4	—	—	—	—	15-4	12-5

DOUBLES	Total	1	2	3	Dual	Tour
2013-14	16-11	13-7	—	—	13-7	3-4
2014-15	16-10	9-7	—	—	9-7	7-3
2015-16	23-7	15-3	—	—	15-3	8-4





2016-17 Women's Profiles



Rikeetha Pereira

5-4, Sophomore
Dubai, U.A.E

2015-16 (Fr.): Earned Dean's Honor Roll in her first season ... Earned C-USA All Third Team Honors ... Went 13-5 in singles action as the #3 in singles action ... Paired with Castella and went 7-7 with 7 of the matches going unfinished ... The doubles pair recorded a win against the #15 Xavier team in doubles action with a 8-0 win **Prior to Southern Miss:** Attended Indian High School in Dubai ... Advanced the semifinals of the Amman International Tournament ... Advanced to the quarterfinals of the Fujairah Junior Championship and the Iran Junior Tournament ... Ranked No. 1 girls in singles in India ... **Personal:** Daughter of Rudolf and Anitha Pereira ... Has one older sister, Ruveelha ... A sports management major and business administration minor.

SINGLES	Total	1	2	3	4	5	6	Dual	Tour
2015-16	13-5	—	2-0	8-5	1-0	2-0	—	13-5	0-0
DOUBLES	Total	1	2	3	Dual	Tour			
2015-16	7-8	—	7-8	—	7-8	—			



Elena Roca

5-8, Junior
Barcelona, Spain/Canigo HS

2015-16 (So.): Recorded 16 wins with a seven match win streak ... Recorded a big win over #15 Xavier ... Paired with Tjasa Jerse as the #3 doubles pair and won 16 matches. **2014-15 (Fr.):** Posted the team's highest single-season win total this season with 21 wins ... Posted a 21-7 mark (.750) overall ... Finished spring season with a 15-3 (.833) record, playing primarily at the No. 6 (10-2) position ... Closed the spring season winning 10 of the last 13 matches, which included a three wins against C-USA opponents ... Enjoyed a season-best nine-match winning streak from Jan. 24 to Mar. 1 ... Played a pair of matches at No. 3 singles, winning both ... Sported a 3-1 record at No. 5 ... Won her final three matches ... Won 18 matches in two sets ... **Prior to Southern Miss:** Attended Canigo High School ... Was ranked as high 105 in her country's national ranking ... **Personal:** Daughter of Enrique Roca and Laura Volta ... An international business major.

SINGLES	Total	1	2	3	4	5	6	Dual	Tour
2015-16	21-6	—	—	—	2-0	5-0	9-3	16-3	5-3
DOUBLES	Total	1	2	3	Dual	Tour			
2015-16	17-10	—	—	16-5	16-5	1-5			



Gabrielle Robinson

5-8, Sophomore
Denwoody, Georgia/Kennesaw State

2015-16 (Fr): Transferred from Kennesaw State University ... **Prep:** Played at Chamblee Charter High School in Georgia ... Competed as the No. 1 in singles ... County Champion in 2014-15... Went undefeated her senior year ... **Personal:** Gabrielle Lola Robinson ... Birthdate 4/1/1997 ... Daughter of Delois and George Robinson ... Majoring in Athletic Training.



Sophie Torcello

5-3, Freshman
Melbourne, Australia/ Bacchus March College

Prep: Attended Bacchus Marsh Secondary College in Victoria, Australia ... **Personal:** Sophie Lillian Torcello ... Birthdate 8/28/1997 ... Daughter of Kim and Alex Torcello... Majoring in Public Relations.



Rikeetha Pereira & Elena Roca



2015-16 Women's Season Statistics

Overall: 17-4-1 C-USA: 1-1 Region: 0-1-1 Home: 8-2 Away: 4-7 Neutral: 2-1
vs. National Ranked: 1-2 vs. Regional ranked: 0-0

SINGLES	Overall	Dual	Tour	C-USA	1	2	3	4	5	6	Nat'l	Reg'l	Streak	Last 10
Claudia Castella	19-8	14-5	5-3	0-1	—	—	—	2-0	7-5	5-0	0-0	0-0	L3	5-3
Carolyn Drescher	20-12	13-5	7-7	1-1	13-5	—	—	—	—	—	1-1	0-0	W7	7-0
Tjasa Jerse	22-7	15-4	7-3	0-1	—	—	5-0	10-4	—	—	0-1	0-0	L1	6-1
Alex Kitchen	27-9	15-4	12-5	2-0	1-0	14-4	—	—	—	—	0-0	0-0	L1	5-4
Rikketha Pereira	13-5	13-5	0-0	0-2	—	2-0	8-5	1-0	2-0	—	0-1	0-0	L1	5-2
Elena Roca	21-6	16-3	5-3	1-1	—	—	—	2-0	5-0	9-3	0-0	0-0	W2	6-1
Marta Rusczyńska	10-4	3-0	7-4	0-0	—	—	1-0	—	—	2-0	0-0	0-0	W5	8-2
Totals	132-51	89-26	43-25	4-6	14-5	16-4	14-5	15-4	14-5	16-3	1-3	0-0		
Percentage	.721	.774	.632	.400	.737	.800	.737	.789	.737	.842	.250	.000		

DOUBLES	Overall	Dual	Tour	C-USA	1	2	3	Nat'l	Reg'l	Streak	Last 10
Elena Roca/Marta Rusczyńska	0-3	0-0	0-3	0-0	—	—	—	0-0	0-0	L3	0-3
Carolyn Drescher/Alex Kitchen	23-7	15-3	8-4	2-0	15-3	—	—	0-0	0-0	L1	9-1
Claudia Castella/Tjasa Jerse	0-2	0-0	0-2	0-0	—	—	—	0-0	0-0	L2	0-2
Tjasa Jerse/Elena Roca	17-7	16-5	1-2	2-0	—	—	16-5	0-1	0-0	L1	7-3
Claudia Castella/ Marta Rusczyńska	2-2	0-0	2-2	0-0	—	—	—	0-0	0-0	L1	2-2
Claudia Castella/Rikketha Pereira	7-7	7-7	0-0	0-1	—	7-7	—	0-0	0-0	L1	5-5
Rikketha Pereira/Marta Rusczyńska	0-1	0-1	0-0	0-0	—	0-1	—	0-0	0-0	L1	0-1
Totals	49-29	38-16	11-13	4-1	15-3	7-8	16-5	0-1	0-0		
Percentage	.628	.704	.458	.800	.833	.467	.762	.000	.000		

Date	Opponent	W/L	Score	Overall	C-USA
9/18-19/201	Warhawk Fall Tennis Tournament	All Day	Monroe, La.		
9/25-27/2015	North Cypress Invitational	All Day	Hammond, La.		
10/9-10/2015	Eagles Nest Invitational	All Day	Hattiesburg, Miss.		
10/16-18/2015	ITA/Regional Championship	All Day	Auburn, Ala.		
1/16-18/2016	FGCU Spring Invite	All Day	Fort Myers, Fla.		
1/23/2016	WILLIAM CAREY	W	7-0	1-0	0-0
1/23/2016	ALCORN STATE	W	7-0	2-0	0-0
1/24/2016	JACKSONVILLE STATE	W	7-0	3-0	0-0
1/30/2016	at Alabama State University	W	7-0	4-0	0-0
2/13/2016	NORTHWESTERN STATE	W	4-3	5-0	0-0
2/14/2016	SOUTHEASTERN LOUISIANA	W	5-2	6-0	0-0
2/20/2016	at Louisiana	W	4-1	7-0	0-0
2/27/2016	#25 Mississippi State	L	1-6	7-1	0-0
3/4/2016	JACKSON STATE	W	7-0	8-1	0-0
* 3/5/2016	LOUISIANA TECH	W	2-5	8-2	0-1
3/11/2016	at Georgia Southern	W	6-1	9-2	0-1
3/12/2016	vs UNC Greensboro	W	6-1	10-2	0-1
3/13/2016	at Kennesaw State	W	4-0	11-2	0-1
3/16/2016	at South Carolina State University	W	7-0	12-2	0-1
3/18/2016	at Savannah State University	W	7-0	13-2	0-1
3/26/2016	NICHOLLS	W	4-0	14-2	0-1
3/31/2016	at #15 XAVIER	W	9-0	15-2	0-1
% 4/2/2016	#43 SOUTH ALABAMA	L	2-5	15-3	0-1
4/14/2016	ALABAMA A&M	W	4-0	16-3	0-1
% 4/15/2016	at ULM	T	3-3	16-3-1	0-1
* 4/21/2016	vs UTEP	W	4-1	17-3-1	1-1
4/22/2016	vs #45 Rice	L	0-4	17-4-1	1-1

*Conference USA Match !Conference USA Championship




Women's Tennis Records

Individual Single-Season Records - Singles (since 1979-80)

20+ Wins in a Season

Name	Record	Pct.	Year
Kati Kocsis	42-5	.894	1995-1996
Stephanie Dellocono	28-5	.848	2006-2007
Ali Blackett	21-4	.840	2006-2007
Lauren Gutterman	26-6	.813	2006-2007
Tjasa Jerse	22-6	.786	2015-2016
Elena Roca	20-6	.769	2015-2016
Alex Kitchen	26-8	.765	2015-2016
Elena Roca	21-7	.750	2014-2015
Alex Kitchen	21-7	.750	2013-2014
Ali Blackett	20-7	.741	2004-2005
Nicola Slater	23-9	.719	2003-2004
Susie Kocsis	23-9	.719	1995-1996
Grace Kammerer	24-10	.706	2006-2007
Elja van Berlo	22-11	.667	2011-2012
Kim Pope	21-13	.618	1983-1984
Michelle Lorio	20-13	.606	1984-1985
Kim Taylor	20-14	.588	1983-1984



Most Singles Wins

Name	Wins	Year
Kati Kocsis	42	1995-1996
Stephanie Dellocono	27	2006-2007
Alex Kitchen	26	2015-2016
Lauren Gutterman	26	2006-2007
Grace Kammerer	24	2006-2007
Susie Kocsis	23	1995-1996
Nicola Slater	23	2003-2004
Tjasa Jerse	22	2015-2016
Elja van Berlo	22	2011-2012
Kim Pope	21	1983-1984
Ali Blackett	21	2006-2007
Alex Kitchen	21	2013-2014
Elena Roca	21	2014-2015
Elena Roca	20	2015-2016
Kim Taylor	20	1983-1984

Michelle Lorio	20	1984-1985
Ali Blackett	20	2004-2005
Caroline Weems	20	1998-1999
Kim Taylor	19	1984-1985
Yvonne Wilson	19	1985-1986
Nicola Slater	19	2004-2005
Marie Lindberg	19	1997-1998
Tiina Rautajoki	19	1997-1998
Lauren Gutterman	19	2009-2010
Carolyn Drescher	19	2013-2014
Alex Kitchen	19	2014-2015

Most Consecutive Singles Wins

Name	Wins	Year
Kati Kocsis	23	1995-1996
Stephanie Dellocono	17	2006-2007
Yvonne Wilson	13	1987-1988
Nicola Slater	12	2003-2004
Ali Blackett	10	2006-2007
Ali Blackett	10	2005-2006

Best Singles Winning Percentage

(minimum of 20 matches)

Name	Pct.	Record	Year
Kati Kocsis	.894	42-5	1995-1996
Stephanie Dellocono	.848	28-5	2006-2007
Ali Blackett	.840	21-4	2006-2007
Sherry Price	.810	17-4	2004-2005
Lauren Gutterman	.794	27-7	2006-2007
Tjasa Jerse	.786	22-6	2015-2016
Elena Roca	.769	20-6	2015-2016
Alex Kitchen	.765	26-8	2015-2016
Elena Roca	.750	21-7	2014-2015
Alex Kitchen	.750	21-7	2013-2014
Courtney Ulrich	.750	12-4	2002-2003
Ali Blackett	.741	20-7	2004-2005
Nicola Slater	.719	23-9	2003-2004
Susie Kocsis	.719	23-9	1995-1996
Marie Lindberg	.708	17-7	1999-2000
Grace Kammerer	.706	24-10	2006-2007
Stephanie Dellocono	.700	14-6	2007-2008

Individual Single-Season Records - Doubles (since 1995-96)

Most Doubles Wins

Duo	Wins	Year
Stephanie Dellocono/Lauren Gutterman	25	2006-2007
Carolyn Drescher/Alex Kitchen	22	2015-2016
Ali Blackett/Grace Kammerer	21	2006-2007
Antrice Kay/Christy Waters	20	1984-1985
Yvonne Wilson/Laura Alexander	18	1985-1986
Kim Pope/Kim Taylor	17	1984-1985
Tjasa Jerse/Elena Roca	16	2015-2016
Carolyn Drescher/Alex Kitchen	16	2014-2015
Carolyn Drescher/Alex Kitchen	16	2013-2014
Stephanie Dellocono/Lauren Gutterman	16	2009-2010
Laurie White/Kim Taylor	16	1983-1984
Antrice Kay/Christy Waters	16	1983-1984

Sherry Price/Brittany Serret	15	2006-2007
Caroline Weems/Almut Gaude	15	1999-2000
Marie Lindberg/Tiina Rautajoki	15	1997-1998
Susie Kocsis/Jennifer Logan	15	1996-1997
Kati Kocsis/Susie Kocsis	15	1995-1996
Kim Pope/Shelley Porter	15	1985-1986
Ali Blackett/Jennifer Sibille	14	2004-2005
Caroline Weems/Marie Lindberg	14	1998-1999
Susie Kocsis/Jennifer Logan	14	1996-1997

Best Doubles Winning Percentage

(minimum of 15 matches)

Duo	Pct.	Record	Year
Yvonne Wilson/Pam Perry	.933	14-1	1986-1987
Ali Blackett/Grace Kammerer	.875	21-3	2006-2007
Kati Kocsis/Susie Kocsis	.833	15-3	1995-1996
Carolyn Drescher/Alex Kitchen	.786	22-6	2016-2016
Ali Blackett/Jennifer Sibille	.778	14-4	2004-2005
Susie Kocsis/Jennifer Logan	.778	14-4	1996-1997
S. Dellocono/L. Gutterman	.743	26-9	2006-2007
Alexandra Kaluza/Zoe Lee	.733	11-4	2008-2009
Tjasa Jerse/Elena Roca	.727	22-6	2015-2016
Sherry Price/Brittany Serret	.714	15-6	2006-2007
S. Dellocono/L. Gutterman	.696	16-7	2009-2010
Yvonne Wilson/Laura Alexander	.667	18-9	1985-1986
Antrice Kay/Christy Waters	.667	20-10	1984-1985
Caroline Weems/Almut Gaude	.652	15-8	1999-2000
Marie Lindberg/Tiina Rautajoki	.652	15-8	1997-1998
Kim Pope/Shelley Porter	.652	15-8	1985-1986
Carolyn Drescher/Alex Kitchen	.615	16-10	2014-2015
Laurie White/Kim Taylor	.615	16-10	1983-1984
C. Weems/M. Lindberg	.609	14-9	1998-1999
Kim Pope/Kim Taylor	.607	17-11	1984-1985
Antrice Kay/Christy Waters	.593	16-11	1983-1984

Team Single-Season Records (since 1979)

Most Team Wins

Coach	Wins	Year
Randy Rowley	17	2007
Dominic Modise	16	
Helen Grant	16	1984
Randy Rowley	15	2004
Chris Hayden	14	1998
Monica Cowen	14	1979
Raynie Theis	13	2010
Chris Hayden	13	1999
Helen Grant	13	1985
Randy Rowley	12	2004
Chris Hayden	12	2000
Dominic Modise	12	2014

Most Consecutive Team Wins (since 1992-93)

Coach	Wins	Record	Year
Randy Rowley	7	17-5	2007
Teddy Viator	6	11-13	1996



Women's Tennis Records

Best Winning Percentage

(minimum of 15 matches played)

Coach	Pct.	Record	Year
Dominic Modise	.825	16-3-1	2016
Randy Rowley	.708	17-5	2007
Monica Cowen	.667	14-7	1979
Randy Rowley	.652	15-8	2005
Helen Grant	.640	16-9	1994
Chris Hayden	.609	14-9	1998
Chris Hayden	.542	13-11	1999
Helen Grant	.529	9-8	1982
Randy Rowley	.522	12-11	2004

Individual Career Records - Singles (since 1986)

Most Singles Wins

Name	Wins	Year
Lauren Gutterman	69	2006-2010
Ali Blackett	68	2004-2008
Alex Kitchen	66	2013-2016
Stephanie Dellocono	65	2006-2011
Marie Lindberg	65	1998-2001
Grace Kammerer	61	2004-2007
Elja van Berlo	61	2008-2012
Antrice Kay	55	1981-1985
Carolyn Drescher	53	2013-2016
Yvonne Wilson	53	1985-1989
Yvonne Wilson	52	1986-1989
Caroline Weems	51	1998-2000
Sherry Price	50	2004-2008
Zoe Lee	48	2007-2011



Shawny Price



Stephanie Dellocono

Kim Pope	48	1983-1986
Shawny Price	47	1999-2002
Jackie Prew	47	1998-2001
Nikhila Narra	44	2003-2006
Nicola Slater	43	2003-2006
Laurie White	42	1980-1984
Kati Kocsis	42	1995-1996
Elena Roca	41	2013-2016

Best Singles Percentage

(minimum of 70 matches played)

Name	Pct.	Record	Year
Ali Blackett	.723	68-26	2004-2008
Yvonne Wilson	.697	53-23	1986-1989
Alex Kitchen	.688	66-30	2013-2016
Lauren Gutterman	.638	69-39	2006-2011
Stephanie Dellocono	.619	65-40	2006-2011
Marie Lindberg	.613	65-41	1998-2001
Elja van Berlo	.586	61-43	2008-2012
Carolyn Drescher	.582	58-38	2013-2016
Kim Pope	.578	48-35	1983-1986
Antrice Kay	.573	55-41	1981-1985
Sherry Price	.562	50-39	2004-2008
Caroline Weems	.543	51-43	1998-2000
Grace Kammerer	.496	61-62	2003-2007
Shelley Porter	.488	40-42	1983-1986
Zoe Lee	.484	48-51	2007-2011
Laurie White	.477	40-39	1980-1984
Nikhila Narra	.472	44-55	2003-2006
Tiina Rautajoki	.432	35-46	1998-2001
Shawny Price	.416	47-66	1999-2002

Individual Career Records - Doubles (since 1986)

Most Doubles Wins

Name	Wins	Year
Stephanie Dellocono	66	2006-2011
Lauren Gutterman	64	2006-2010
Ali Blackett	63	2004-2008
Grace Kammerer	62	2004-2007
Carolyn Drescher	55	2013-2016
Alex Kitchen	55	2013-2016
Antrice Kay	51	1981-1985
Marie Lindberg	51	1998-2001
Elja van Berlo	50	2008-2012
Kim Pope	47	1983-1986
Zoe Lee	46	2007-2011
Yvonne Wilson	45	1986-1989
Nikhila Narra	45	2003-2006
Shelley Porter	43	1983-1986
Shannon Rogers	42	2007-2011
Tiina Rautajoki	41	1998-2001
Sherry Price	38	2004-2008
Jennifer Sibille	35	2002-2005
Carolina Weems	34	1998-2000
Courtney Ulrich	33	2003-2006
Carolyn Drescher	32	2013-2015
Alex Kitchen	32	2013-2015
Elena Roca	31	2014-2016
Nicola Slater	30	2003-2006



Women's Tennis Records

Best Doubles Winning Percentage

(minimum of 60 matches played)

Name	Pct.	Record	Year
Carolin Drescher	.663	55-28	2013-2016
Alex Kitchen	.663	55-28	2013-2016
Ali Blackett	.642	63-35	2004-2008
Yvonne Wilson	.642	45-25	1986-1989
Stephanie Dellocono	.640	66-37	2006-2011
Lauren Gutterman	.615	64-44	2006-2010
Kim Pope	.595	47-32	1983-1986
Grace Kammerer	.590	62-43	2003-2007
Antrice Kay	.579	51-37	1981-1985
Marie Lindberg	.567	51-39	1998-2001
Tiina Rautajoki	.562	41-32	1998-2001
Caroline Weems	.515	34-32	1998-2000
Zoe Lee	.511	46-44	2007-2011
Laurie White	.506	40-39	1980-1984
Shelley Porter	.500	43-43	1983-1986

Team Career Records - (since 1978)

Most Team Wins

Coach	Wins	Years
Randy Rowley	76	2003-2009
Helen Grant	71	1981-1987
Teddy Viator	54	1988-1997
Chris Hayden	39	1998-2000
Dominic Modise	38	2012-2016
Monica Cowen	29	1978-1980
Raynie Theis	22	2009-2012
Susan Aurich	12	2001-2002
Tanyaradzwa Gombera	2	2012

Best Winning Percentage

(minimum of two years)

Coach	Pct.	Record	Years
Chris Hayden	.549	39-32	1998-2000
Randy Rowley	.527	76-68	2003-2009
Helen Grant	.486	71-75	1981-1987
Monica Cowen	.475	29-32	1978-1980
Raynie Theis	.431	22-29	2009-2012
Dominic Modise	.567	38-50-1	2012-present
Teddy Viator	.300	54-126	1998-1997
Susan Aurich	.279	12-31	2001-2002
Tanyaradzwa Gombera	.125	2-14	2012

Year-By-Year Coaching Records -

Year	Record	Pct.	Coach
1978	5-5	.500	Monica Cowen
1979	14-7	.667	Monica Cowen
1980	10-20	.333	Monica Cowen
Totals	29-32 (3 years)	.475	Monica Cowen
1981	8-11	.421	Helen Grant
1982	9-8	.529	Helen Grant
1983	6-12	.333	Helen Grant
1984	16-9	.640	Helen Grant
1985	13-11	.542	Helen Grant

1986	10-14	.417	Helen Grant
1987	9-10	.474	Helen Grant
Totals	71-75 (7 years)	.486	Helen Grant

1988	9-10	.474	Teddy Viator
1989	7-8	.467	Teddy Viator
1990	7-11	.389	Teddy Viator
1991	5-11	.313	Teddy Viator
1992	5-13	.273	Teddy Viator
1993	3-13	.182	Teddy Viator
1994	2-13	.133	Teddy Viator
1995	1-13	.071	Teddy Viator
1996	11-13	.458	Teddy Viator
1997	4-21	.160	Teddy Viator
Totals	54-126 (10 years)	.300	Teddy Viator

1998	14-9	.609	Chris Hayden
1999	13-11	.542	Chris Hayden
2000	12-12	.500	Chris Hayden
Totals	39-32 (3 years)	.549	Chris Hayden

2001	9-10	.474	Susan Aurich
2002	3-21	.125	Susan Aurich
Totals	12-31 (2 years)	.279	Susan Aurich

2003	8-13	.381	Randy Rowley
2004	12-11	.522	Randy Rowley
2005	15-8	.652	Randy Rowley
2006	9-13	.409	Randy Rowley
2007	17-5	.708	Randy Rowley
2008	8-6	.571	Randy Rowley
2009	7-12	.368	Randy Rowley
Totals	76-68 (7 years)	.527	Randy Rowley

2010	13-10	.565	Raynie Theis
2011	8-14	.333	Raynie Theis
2012	1-5	.167	Raynie Theis
Totals	22-29 (3 years)	.431	Raynie Theis

2012	2-14	.125	Tanya Gombera
2013	0-21	.000	Dominic Modise
2014	12-13	.480	Dominic Modise
2015	9-12	.428	Dominic Modise
2016	17-4-1	.795	Dominic Modise
Totals	38-50-1 (4 years)	.399	Dominic Modise

Overall 343-457-1 (39 years) .429

USM in the Rankings

Final Singles Rankings

No. 16 Kati Kocsis, 1996

Final Doubles Rankings

No. 30 Susie Kocsis/Jennifer Logan, 1997

Final Team Rankings

No. 74 Southern Miss, 1998

Final Team Regional Rankings

No. 15 Southern Miss, 2008

Women's All-Time Honors

Women's All-Metro Conference Selections

Yvonne Wilson (singles), 1988, 1989

Dina Viviano (singles), 1992

Jennifer Logan (singles), 1995

Women's All-Conference USA Selections

Kati Kocsis (singles), 1996 First Team

Susie Kocsis (singles), 1996 Second Team

Jennifer Logan (singles), 1997 Second Team

Martina Zichova (singles), 1998 Second Team

Caroline Weems (singles), 1999 Third Team

Almut Gaudet (singles), 2000 Third Team

Nicola Slater (singles), 2004 Third Team

Stephanie Dellocono (singles), 2007 Third Team

Ali Blackett (singles), 2008 Second Team

Carolin Drescher (singles), 2014 Second Team

Alex Kitchen (singles), 2014 Third Team

Mahitha Dadiredy (singles), 2014 Third Team

Lisa Noderer (singles), 2014 Third Team

Carolin Drescher (singles), 2015 Third Team

Carolin Drescher (singles), 2016 First Team

Alex Kitchen (singles), 2016 Third Team

Rikeetha Pereira (singles), 2016 Third Team

Conference USA Freshman of the Year

Kati Kocsis, 1996

Conference USA Player of the Player

Kati Kocsis, 1996

Conference USA All-Academic Selections

Carolin Drescher, 2016

Elja van Berlo, 2011

Academic All-Americans

Olivia Berry, Second Team, 2003

Olivia Berry, District VI First Team

ITA All-American

Kati Kocsis (singles), 1996 First Team

Women's All-Conference USA Players of the Week

A1 Kati Kocsis, 1996

A15 Kati Kocsis, 1996

F3 Martina Zichova, 1998

F16 Caroline Weems, 2000

M29 Sherry Price, 2005

F15 Ali Blackett, 2006

M1 Sherry Price, 2006

M6 Ali Blackett, 2007

AP5 Carolin Drescher, 2016

M22 Rikeetha Pereira, 2016



Women's All-Time Letterwinners

A

Alexander, Laura; 86-87
Askew, Frances; 10-11-12

B

Balius, Rhonda; 79-80
Bengtson, Asa; 11
Berry, Olivia; 02-03-04
Blackett, Ali; 05-06-07-08
Bond, Chelsea; 06
Boutreis, Molly; 99-00-01
Bradley, Alex; 11-12
Brooks, Donna; 76-77
Bustin, Lisa; 91-92-93-94
Bustin, Tina; 91-92-93-94

C

Case, Macie; 13
Castella, Claudia; 15-16
Cheatham, Terri; 80
Clark, Kim; 89-90-91-92
Coats, Alexis; 12-13
Cosio, Ludmilla; 90-91
Crosson, Beth; 76

D

Dadiredy, Mahitha; 14
Dellocono, Stephanie; 07-08, 10-11
Denton, Mary; 89-90
Drescher, Carolin; 14-15-16

E

Eliasson, Linn; 95-96
Elkins, Lee Ann; 85-86
Ellis, Sarah; 09
Ephgrave, Emily; 96-97-98

F

Fabacher, Colleen; 90
Ferrill, Kim; 79-80
Fielding, Mari; 76
Foster, Emily; 04
Flynt, Jodie; 78
Frossen, Sofie; 94-95

G

Gaudet, Almut; 00
Giddens, Vianne; 79
Golay, Carolyn; 76
Grant, Helen; 78-79
Grossman, Elanor; 13
Guido, Gail; 78
Gurgenyan, Karina; 14-15
Gutterman, Kellie; 11
Gutterman, Lauren; 07-08-09-10

H

Hallaert, Liz; 86-87
Harrison, Sara Anne; 03-04
Hasseth, Leal; 80
Hauck, Petra; 93

Haynes, Lori; 77-78
Heim, Darra; 81-82
Heitzmann, Kristy; 94-95
Hobgood, Leslie; 97

I

Irish, Laura; 76

J

Jenkins, Kristen; 88-89
Jerse, Tjasa; 16
Johnson, Mimi; 81-82

K

Kaluza, Alexandra; 09
Kammerer, Grace; 04-05-06
Kay, Antrice; 82-83-84-85
Kellums, Tammy; 83
Kennedy, Gail; 76
Kitchen, Alex; 14-15-16
Kocsis, Kati; 96
Kocsis, Susie; 96-97
Konarek, Desiree; 86
Kundisova, Patricia; 98-99-00-01

L

Lagarde, Liz; 81-82
Lanier, Kate; 12-13
Lee, Zoe; 08-09-10-11
Lewis, Laurie; 88-89
Lindberg, Marie; 98-99-00-01
Logan, Jennifer; 95-96-97
Lorio, Michelle; 85
Loughman, Christine; 81-82

M

Malonge, Debbie; 76
McCabe, Jamie; 92-93
McCarlie, Sara; 87
McClure, Amanda; 04
Mercer, Betsy; 83
Merten, Chris; 80-81
Miller, Pam; 02
Montgomery, Chandler; 86-87-88
Morgan, Lisa; 76

N

Nahrgang, Erika; 90-91
Narra, Nikhila; 03-04-05-06
Nettles, Emily; 13
Newman, Cher; 08

O

Olson, Jessica; 02-03
Oskin, Mackenzie; 12-13
Owens, Maria; 91-92-93-94

P

Parrado, Natalia; 06-07
Pereira, Rikeetha; 16
Perry, Pam; 86-87

Pilcher, Sherry; 88
Poitevent, Deanie; 89
Pope, Kim; 84-85-86
Porciello, Laura; 77-79
Porter, Cindy; 88-89
Poteet, Shannon; 95-96
Prew, Jackie; 98-99-00-01
Price, Shawny; 99-00-01-02
Price, Sherry; 05-06-07-08
Purser, Vicki; 82-83

R

Rautajoki, Tiina; 98-99-00-01
Riley, Gine; 79
Robison, Heidi; 87-88
Robinson, Hollie; 09
Roca, Elena; 15-16
Rogers, Shannon; 08-09-10-11
Rooney, Ann; 79-80
Ruszczynska, Marta; 16
Ryan, Barbara; 78
Ryan, Jennifer; 76-77-78

S

Sadofsky, Katharina; 03-04
Sanford, Lauren; 10
Scarbrough, Dana; 95-96-97
Schneider, Lisa; 14-15
Sibille, Jennifer; 02-03-04-05
Serret, Brittany; 07-08
Slater, Nicola; 04-05
Smilek, Kim; 80-81-82-83

T

Taylor, Kim; 84-85
Thomas, Amiee; 92-93-94
Thomas, Sheila; 78
Turner, Bonnie; 79
Tyrone, Kelly; 81

U

Ulrich, Courtney; 03-04-05-06

V

Van Berlo, Elja; 09-10-11-12
Van Berlo, Vroni; 10-11
Viviano, Dina; 89-90-91-92
Vollmar, Trixie; 97

W

Waidner, Kathrin; 14-15
Waters, Christy; 84-85
Weems, Caroline; 98-99-00
White, Laurie; 81-82-83-84
Williams, Moorea; 11-12
Wittman, Kristi; 06-07-08
Wilson, Yvonne; 86-87-88-89

Z

Zichova, Martina 98



Women's Year-By-Year Results

2016 (17-4)

T9th at the C-USA Tournament

1/23	WILLIAM CAREY	W 7-0
1/23	ALCORN STATE	W 7-0
1/24	JACKSONVILLE STATE	W 7-0
1/30	at Alabama State	W 7-0
2/13	NORTHWESTERN STATE	W 4-3
2/14	SOUTHEASTERN LOUISIANA	W 5-2
2/20	at Louisiana	W 4-1
2/27	at #25 Mississippi State	L 1-6
3/4	JACKSON STATE	W 7-0
*3/5	LOUISIANA TECH	L 2-5
3/11	at Georgia Southern	W 6-1
3/12	UNA Greensboro	W 6-1
3/13	at Kennesaw State	W 4-0
3/16	at South Carolina State	W 7-0
3/18	at Savannah State	W 7-0
3/26	NICHOLLS	W 4-0
3/31	at #15 Xavier	W 9-0
%4/2	#43 SOUTH ALABAMA	L 2-5
4/14	ALABAMA A&M	W 4-0
%4/15	at ULM	T 3-3
4/21	UTEP	W 4-1

2015 (9-12)

T9th at the C-USA Tournament

1/24	JACKSONVILLE STATE	L 1-6
1/25	FLORIDA A&M	W 7-0
1/31	WILLIAM CAREY	L 1-6
1/31	ALCORN STATE	W 4-3
2/7	MCNEESE	L 3-4
2/8	at Tulane	L 2-5
2/14	at Southern	L 3-4
2/21	LOUISIANA	L 2-5
2/28	at Northwestern State	L 2-5
3/1	at Southeastern Louisiana	L 1-6
3/6	at South Alabama	W 6-1
3/9	vs. Boston U.	W 5-2
3/10	at FIU*	L 0-7
3/14	at Florida Atlantic*	L 3-4
3/24	at #7 Xavier (NO)	W 5-2
3/28	ULM	L 3-4
3/29	UTEP	W 4-3
4/4	at UTSA*	W 6-3
4/11	at UAB*	L 1-4
4/15	at Prairie View	W 6-0
4/16	vs. FIU#	W 4-0

2014 (12-13)

T5th at the C-USA Tournament

*1/18	at #53 Tulane	L 1-6
1/26	JACKSON STATE	W 7-0
1/31	at Houston	L 1-6
2/1	vs. Texas A&M - CC	W 4-3
2/8	NORTHWESTERN STATE	L 3-4
2/14	SOUTH ALABAMA	L 2-5
2/16	SOUTHEASTERN LOUISIANA	L 3-4
2/21	at New Mexico State	L 2-5
2/23	vs. Abilene Christian	L 2-5
*2/23	at UTEP	L 1-6
3/1	at New Orleans	W 6-1
3/7	SIUE	W 5-2
3/10	at Charleston Southern	L 0-7
3/11	at College of Charleston	L 3-4
3/14	vs. Appalachian State	W 5-2
3/21	ARKANSAS STATE	L 3-4
*3/22	UAB	W 4-3
4/4	at #2 Xavier (NO)	W 6-3
4/5	at ULM	L 1-4
4/12	WILLIAM CAREY	W 6-0
4/12	SOUTHERN	W 4-0
4/13	at Louisiana	W 4-3
#4/16	vs. Charlotte	W 4-3
#4/17	vs. FIU	W 4-2
#4/18	vs. North Texas	L 0-4

2013 (0-21)

T3th at the C-USA Tournament

1/29	at Mississippi State	L 0-7
*2/2	#75 HOUSTON	L 0-7
2/3	at South Alabama	L 1-6
2/9	at Northwestern State	L 0-7
2/15	vs. McNeese	L 1-6
*2/20	at #56 Tulane	L 0-4
2/23	at Samford	L 2-5
*2/24	at UAB	L 0-7
2/28	at Southeastern Louisiana	L 1-6
3/2	NEW ORLEANS	L 1-6
3/3	at Nicholls	L 2-5
3/8	LOUISIANA	L 1-6
3/10	MIDDLE TENNESSEE	L 1-6
3/21	WILLIAM CAREY	L 3-4
*3/29	vs. UTEP	L 1-6
*3/30	at #32 Memphis	L 0-7
3/31	at #37 Ole Miss	L 0-4
3/31	at #37 Ole Miss	L 0-4
4/5	ULM	L 0-7
4/13	LOUISIANA TECH	L 0-7
#4/18	vs. #46 Tulane	L 0-4

2012 (3-19)

T9th at the C-USA Tournament

1/29	at Auburn	L 0-7
2/5	JACKSONVILLE STATE	W 4-3
2/6	UALR	L 3-4
2/12	SOUTHEASTERN LOUISIANA	L 3-4
2/18	at Samford	L 0-7
2/19	NORTHWESTERN STATE	L 0-7
2/24	at #24 Ole Miss	L 0-7
2/26	at Mississippi State	L 0-7
3/03	at Louisiana Tech	L 1-6
3/04	at ULM	L 1-6
*3/10	#57 TULANE	L 0-7
3/14	at FIU Panthers	L 0-7
3/15	vs. Columbia	L 0-6
03/16	at #2 Barry University	L 1-8
3/24	at Louisiana	L 3-4
3/25	at Southern University	W 5-2
3/31	SOUTH ALABAMA	L 3-4
*4/5	UAB	L 3-4
*4/7	#57 MEMPHIS	L 1-6
*4/14	vs. UTEP	W 4-2
4/15	at Arkansas State	L 2-4
#4/19	vs. Houston	L 0-4

2011 (8-14)

T9th at the C-USA Tournament

1/25	at #17 Ole Miss	L 0-7
1/28	JACKSONVILLE STATE	W 6-1
2/5	SOUTHERN	L 3-4
2/12	vs. UALR	W 4-3
2/13	at Northwestern State	L 0-7
2/19	at Mississippi State	L 1-6
2/23	UNO	W 4-3
2/25	ULM	L 2-5
2/27	LAMAR	L 3-4
3/6	UAB	W 5-2
3/7	LOUISIANA	L 0-7
3/10	at Norfolk State	W 7-0
3/11	at East Carolina	L 2-5
3/13	at Richmond	L 2-5
2/25	at Southeastern Louisiana	W 4-3
2/31	at Jackson State	W 5-1
4/2	at #61 Rice	L 1-6
4/3	at Houston	L 2-5
4/9	vs. UTEP	W 5-2
4/10	at Memphis	L 2-5
4/14	at Tulane	L 2-5
4/21	vs. East Carolina	L 0-4

2010 (13-10)

T9th at the C-USA Tournament

1/23	#25 Alabama	L 1-6
------	-------------	-------

1/26	#21 Ole Miss	L 0-7
2/7	at Alcorn State	W 7-0
2/14	at Prairie View A&M	W 7-0
2/20	TEXAS TECH	L 0-7
2/21	at Samford	L 2-5
2/21	at UAB	L 3-4
2/24	WEST FLORIDA	W 5-2
2/28	at #69 Mississippi State	L 2-5
3/2	at Southern	W 7-0
3/5	HOUSTON	W 7-0
3/6	UALR	W 7-0
3/20	at UT-Dallas	W 6-0
3/21	at #29 SMU	L 0-4
2/26	at UNO	W 4-2
2/27	at Louisiana	L 2-4
2/31	JACKSON STATE	W 6-1
4/9	MEMPHIS	W 5-2
4/11	TULANE	L 2-5
4/12	SOUTHEASTERN LOUISIANA	W 6-1
4/17	at ULM	W 4-3
4/22	vs. Memphis	L 2-4

2009 (7-12)

T9th at the C-USA Tournament

2/7	#73 SMU	L 0-7
2/15	vs. Houston	L 1-6
2/16	at Northwestern State	L 1-5
2/22	at #65 Alabama	L 0-7
3/3	SOUTHEASTERN LOUISIANA	W 4-3
3/6	CUMBERLAND	W 4-0
3/8	UAB	L 3-4
3/9	at Cal State Northridge	L 2-5
3/11	at Cal State Fullerton	W 7-0
3/15	SAMFORD	W 5-2
3/20	LAMAR	L 1-6
3/21	WEST VIRGINIA	W 6-1
3/22	TROY	L 3-4
3/28	at Memphis	L 1-4
3/31	at #29 Auburn	L 0-8
4/1	at Jacksonville State	W 4-3
4/4	SOUTHERN UNIVERSITY	L 6-0
4/5	ALCORN STATE	W 7-0
4/16	at Rice	L 0-4

2008 (8-6)

T5th at the C-USA Tournament

1/27	Alabama	L 0-7
2/4	Sam Houston State	W 6-1
2/5	Houston	W 4-2
2/8	UAB	L 2-5
2/10	NORTHWESTERN STATE	W 4-3
2/16	Memphis	W 4-2
2/16	Murray State	W 4-3
2/24	#29 Auburn	L 0-7
3-4	Alcorn State	W 4-3
3-15	LOUISIANA-MONROE	W 5-2
3/30	TROY	L 1-4
3/30	NEW MEXICO STATE	W 4-3
4/8	Southeastern Louisiana	L 1-6
4/18	SMU	L 2-4

2007 (17-5)

1/28	ALCORN STATE	W 7-0
1/28	NICHOLLS STATE	W 5-2
2/3	NORTH TEXAS	W 7-0
2/10	Stephen F. Austin	W 7-0
2/11	Northwestern State	W 6-1
2/17	Northern Colorado	W 5-2
2/18	New Mexico State	W 6-1
2/19	UTEP	L 2-5
3/3	Memphis	W 7-0
3/4	Houston	W 4-3
3/14	Cal State Northridge	L 2-5
3/16	Loyola Marymount	W 4-3
3/17	Cal State Fullerton	W 4-3
3/20	SOUTHWESTERN COLLEGE	W 7-0
3/23	West Virginia	W 4-1



Women's Year-By-Year Results

3/24	Long Island	W 4-0
3/25	Troy	L 0-4
3/28	SOUTHERN UNIVERSITY	W 6-1
3/31	Louisiana-Monroe	W 6-0
4/15	UAB	L 3-4
4/20	#70 UAB	W 4-0
4/21	#44 Tulsa	L 0-4

2006 (9-13)

1/29	#36 Ole Miss	L 1-6
2/1	Houston	L 1-6
2/11	Cincinnati	W 5-2
2/12	#75 Louisville	L 0-7
2/15	Nicholls State	W 6-1
2/19	Louisiana Monroe	L 3-4
2/21	#75 Southeastern Louisiana	L 2-5
2/26	Northwestern State	W 5-2
3/3	Memphis	W 5-2
3/5	Louisiana-Lafayette	L 1-6
3/8	Alcorn State	W 6-1
3/17	UTEP	L 1-6
3/19	Troy	L 2-5
3/24	Troy University	L 0-4
3/25	Syracuse	L 1-4
3/26	Lamar	W 5-1
4/4	Southern	W 6-1
4/6	UAB	L 2-5
4/10	St. John's	L 3-4
4/11	Long Island University	W 7-0
4/12	Fairleigh Dickinson	W 7-0
4/20	Rice	L 0-4

2005 (15-8)

15th at the C-USA Tournament

2/6	Louisiana-Monroe	W 6-1
2/11	Louisiana-Lafayette	W 5-2
2/12	Lamar	W 7-0
2/19	Northwestern State	W 7-0
2/26	Nicholls State	W 7-0
3/2	New Orleans	L 2-5
3/9	Georgia State	L 3-4
3/11	West Virginia	W 4-3
3/12	Hofstra	W 7-0
3/13	Troy University	W 4-1
3/16	Texas Tech	L 2-5
3/17	#42 Florida International	L 0-5
3/22	Indiana State	W 5-2
3/25	Southern-BR	W 7-0
3/26	McNeese State	L 1-6
4/2	UAB	W 5-2
4/3	Arkansas State	W 4-3
4/9	Alcorn State	W 7-0
4/12	Southeastern Louisiana	L 2-5
4/16	Middle Tennessee	W 4-3
4/21-23	C-USA Tournament	
4/21	East Carolina	L 2-4
4/22	Memphis	W 4-1
4/23	Charlotte	L 1-4

2004 (12-11)

9th at the C-USA Tournament

2/7	New Orleans	L 1-6
2/14	Arkansas State	W 4-3
2/22	Nicholls State	W 7-0
2/28	Northwestern State	L 2-5
2/29	Samford	W 5-2
3/3	Southeastern Louisiana	W 4-3
3/13	Centenary	W 7-0
3/14	Georgia Southern	L 1-6
3/15	Murray State	L 1-6
3/16	Alcorn State	W 7-0
3/19	Louisiana-Lafayette	L 3-4
3/21	UAB	L 2-5
3/22	Wichita State	W 4-3
3/24	Troy State	L 0-7
3/27	Southern University	W 6-1
3/29	BYU-Hawaii	L 0-6

4/2	Stony Brook	W 3-1
4/2	Army	L 2-5
4/7	#75 Auburn	L 1-6
4/15-17	C-USA Tournament	
4/15	Marquette	L 1-4
4/16	Cincinnati	W 4-3
4/16	East Carolina	W 4-0
4/17	Memphis	W 4-2

2003 (8-13)

113th place at the C-USA Tournament

1/25	#41 Tulane	L 1-6
2/1	#75 New Orleans	L 0-7
2/2	Miss. Univ. for Women	W 7-0
2/8	Northwestern (La.) State	W 5-2
2/18	Samford	W 4-3
2/19	UAB	L 0-4
2/20	Murray State	W 4-2
2/23	Nicholls State	W 7-0
3/1	Eastern Illinois	L 0-4
3/2	Saint Louis	L 3-4
3/11	Cincinnati	L 0-4
3/12	California State-Northridge	L 0-7
3/12	Azusa Pacific	W 8-1
3/14	California Poly Pomona	L 2/7
3/22	Louisiana-Lafayette	W 5-2
3/28	Arkansas State	L 1-6
4/2	Southeastern Louisiana	L 1-4
4/2	McNeese State	L 1-6
4/6	Alcorn State	W 5-2
4/12-14	C-USA Tournament	
4/12	Cincinnati	L 0-4
4/13	Memphis	L 0-4

2002 (3-21)

113th at the C-USA Tournament

1/26	#26 Alabama	L 0-7
2/1	#48 Mississippi State	L 0-7
2/9	Louisiana Tech	L 4-2
2/10	Louisiana-Monroe	L 0-7
2/15	Southern University	W 4-3
2/23	Tulane	L 0-7
2/24	McNeese University	L 0-7
2/26	Nicholls State	L 2-5
2/28	Troy State	L 0-7
3/2	Arkansas-Little Rock	L 0-5
3/5	Samford	L 0-7
3/11	Radford	L 3-4
3/12	Western Carolina	L 1-6
3/13	Bucknell	W 4-1
3/22	Memphis	L 1-6
3/23	Arkansas State	L 0-7
3/30	Southeastern Louisiana	W 4-1
4/4	#58 New Orleans	L 0-7
4/5	#31 South Alabama	L 0-7
4/13	Louisiana-Lafayette	L 0-4
4/19-21	C-USA Tournament	
4/19	Marquette	L 0-4
4/20	Saint Louis	L 0-4

2001 (9-10)

9th at the C-USA Tournament

1/20	Ole Miss	L 0-7
2/2	Mississippi State	L 0-7
2/11	Auburn	L 0-7
2/17	Northwestern State	W 6-1
2/22	Nicholls State	W 6-1
2/23	Mississippi Valley State	W 7-0
3/2	Tennessee Tech	L 3-4
3/3	Arkansas-Little Rock	W 4-1
3/6	Troy State	L 1-6
3/9	Samford	W 5-2
3/10	UAB	L 0-7
3/23	Springhill	W 7-0
3/31	Louisiana Tech	W 7-0
4/1	Louisiana-Lafayette	L 0-7

4/8	Tulane	L 0-7
4/14	Arkansas State	L 1-6
4/19-21	C-USA Tournament	
4/19	Cincinnati	L 0-4
4/20	Louisville	W 4-2
4/21	Saint Louis	W 4-2

2000 (12-12)

10th at the C-USA Tournament

1/29	#33 Mississippi State	L 1-8
2/1	Southeastern Louisiana	W 7-2
2/3	#46 Tulane	L 0-9
2/8	McNeese State	W 9-0
2/12	Arkansas-Little Rock	W 5-4
2/18	Florida International	L 0-9
2/19	Jacksonville	W 7-2
2/20	Florida State	L 3-6
2/25	Georgia State	W 5-4
2/29	Troy State	L 4-5
3/11	Virginia Tech	L 4-5
3/17	Nevada (Boise, Idaho)	W 5-4
3/18	Boise State	L 2-7
3/19	Idaho (Boise, Idaho)	W 6-2
4/1	Saint Louis	W 5-2
4/1	Memphis	L 4-5
4/2	DePaul	L 4-5
4/5	Nicholls State	W 8-0
4/8	Louisiana-Lafayette	W 5-2
4/13-16	C-USA Tournament	
4/13	Cincinnati	W 5-3
4/15	South Florida	L 1-5
4/15	DePaul	L 4-5
4/16	Houston	L 4-5

1999 (14-9)

7th at the C-USA Tournament

1/29	Illinois-Chicago	W 5-4
1/30	#65 Alabama	L 0-8
2/1	#75 Southwestern Louisiana	W 6-3
2/6	#48 Florida State	L 0-9
2/9	#75 Tulane	L 2-7
2/13	#60 Auburn	L 1-5
2/18	#50 Mississippi State	L 0-9
2/26	Arkansas-Little Rock	W 5-1
2/27	North Texas	W 9-0
3/3	Northeast Louisiana	W-Forfeit
3/13	Memphis	Cancelled
3/13	Belmont	Cancelled
3/14	Middle Tennessee State	Cancelled
3/16	Texas-Pan America	W 9-0
3/17	Texas Tech	W 5-3
3/20	Troy State	W 6-1
3/24	Southeastern Louisiana	W 8-0
4/2	Florida Atlantic	W 8-1
4/3	#25 Miami	L 0-9
4/4	Florida International	L 1-5
4/10	#79 Louisville	L 1-5
4/10	Samford	W 6-3
4/11	UAB	L 1-5
4/15-18	C-USA Tournament	
4/15	DePaul	W 5-2
4/16	#40 Marquette	L 1-5
4/17	Louisville	L 1-5
4/18	Memphis	W 5-2

1998 (14-9)

5th at the C-USA Tournament

1/31	#62 Alabama	W 6-3
2/6	Lynn University	Rained Out
2/7	#T23 Miami	L 1-8
2/8	Florida International	W 7-2
2/13	Nicholls State	W 6-3
2/17	Tulane	L 2-7
2/21	New Orleans	W 4-2
2/27	#17 South Alabama	L 1-5
3/20-22	Boise State Classic	
3/20	Idaho	L 4-5



Women's Year-By-Year Results

3/20	UCSB	W 5-1
3/21	Loyola-Marymount	W 6-3
3/21	Pacific	L 2-7
3/26	#59 Southwestern Louisiana	W 6-3
3/28	#63 Mississippi State	L 1-8
3/30	Arkansas-Little Rock	W 5-1
4/2	Northeast Louisiana	W 6-2
4/5	UAB	L 4-5
4/8	Tulane	L 4-5
4/11	Depaul (Birmingham, AL)	W 5-2
4/11	Louisville (Birmingham AL)	W 6-3
4/16-19	C-USA Tournament	
4/16	Saint Louis	W 5-0
4/17	#58 Houston	L 2-5
4/18	Louisville	W 5-2
4/19	Memphis	W 5-2

1997 (4-21)

8th at the C-USA Tournament

1/26	#33 LSU	L 2-7
1/29	#21 Alabama	L 2-7
1/31	#25 Miami (Fla.)	L 1-7
2/1	#2 Lynn University (Div. II)	L 0-9
2/2	Florida International	L 1-5
2/8	Tulane	L 1-6
2/21	#69 Mississippi State	L 0-9
3/1	Troy State	W 5-2
3/6	New Orleans	W 5-4
3/7	Nicholls State	L 2-5
3/18	Southwestern Louisiana	L 1-5
3/21-23	Boise State Quad	
3/21	Idaho State	L 2-5
3/22	Montana State	L 2-7
3/23	Boise State	L 2-7
3/29	Northeast Louisiana	L 1-5
3/29	South Alabama	L 1-7
4/9	Tulane	L 3-6
4/10	UAB	L 4-5
4/11	Saint Louis	W 5-3
4/11	DePaul	L 2-5
4/12	#73 Marquette	L 2-7
4/17-20	C-USA Tournament	
4/17	Saint Louis	W 5-3
4/18	South Florida	L 0-5
4/19	DePaul	L 2-5
4/20	Louisville	L 1-5

1996 (11-13)

4th at the C-USA Tournament

2/10	Middle Tennessee State	L 4-5
2/11	Auburn	L 3-6
2/12	Nicholls State	W 6-0
2/18	Mississippi State	L 3-6
2/23-25	Tulane Quad	
2/23	Tulane	W 5-4
2/24	Northwestern La. State	W 5-2
2/25	Baylor	L 2-5
3/8-10	Boise State Quad	
3/8	Boise State	L 1-6
3/9	Nevada	L 3-4
3/10	Washington State	L 3-4
3/19	University of Mobile	L 2-5
3/22	Samford	W 5-1
3/23	UAB	L 3-5
3/26	Southwestern Louisiana	W 6-3
3/31	Lynn College	L 1-5
4/1	New Orleans	L 4-5
4/5	Marquette	W 5-4
4/5	Memphis	W 7-2
4/7	Southeastern Louisiana	W 9-0
4/12	Saint Louis	W 6-3
4/13	Memphis	W 5-4
4/19-21	C-USA Tournament	
4/19	DePaul	W 5-3
4/20	South Florida	L 1-5
4/21	Marquette	L 2-5

1995 (1-13)

6th at the Metro Conference Tournament

2/18	Louisiana State	L 1-7
2/20	Auburn-Montgomery	L 1-5
2/21	Mobile University	L 0-9
2/24	Mississippi State	L 0-9
2/25	Southeastern Louisiana	W 3-2
3/2	Tulane	L 3-6
3/9	Creighton	L 4-5
3/11	Southwestern Louisiana	L 1-8
3/22	Wichita State	L 1-7
3/23	Cornell	L 1-7
3/31	Old Dominion	L 0-5
4/1	Houston	L 2-7
4/2	Tulane	L 1-8
4/15	New Orleans	L 1-7
4/21-23	Metro Conference Tournament	
4/21	Virginia Commonwealth	L 0-5
4/22	UNC Charlotte	W 6-3
4/23	Louisville	L 3-6

1994 (2-13)

7th at the Metro Tournament

2/16	Mobile College	L 0-9
2/19	New Orleans	L 2-7
2/25	Freed-Hardeman	L 1-8
2/25	Nicholls State	L 3-6
2/26	West Florida	L 0-7
3/2	New Orleans	W 5-1
3/11	UT-Chattanooga	L 1-8
3/12	Memphis State	L 0-5
3/12	Southwest Missouri State	L 0-5
3/18	Louisville	L 2-7
3/19	Tulane	L 1-8
3/20	UNC Charlotte	W 5-4
3/25	Texas-El Paso	L 2-7
3/29	Mobile College	L 1-5
4/4	Tulane	L 0-9
4/15-16	Metro Conference Tournament	
4/15	Tulane	L 0-6
4/16	UNC Charlotte	L 1-5

1993 (3-13)

7th at the Metro Tournament

2/2	Tulane	L 0-9
2/6-7	Arkansas-Little Rock Quad	
2/6	Southwest Missouri State	L 4-5
2/6	Harding	L 3-6
2/7	Arkansas-Little Rock	L 0-6
2/12	Belhaven	W 8-1
2/20	Mississippi State Tri Meet	
2/20	Arkansas State	L 0-6
2/20	Mississippi State	L 1-5
2/26	Tulane Invitational	
2/26	Texas Tech	L 0-9
2/27	Memphis State	L 1-5
3/3	William Carey	W 5-1
3/7	West Florida	L 2-7
3/9	Indiana State	L 4-5
3/27	Belhaven	W 8-1
4/2	Mobile College	L 0-9
4/3	West Florida	L 1-5
4/6	Tulane	L 1-8
4/16-18	Metro Conference Tournament	
4/16	Virginia Commonwealth	L 0-6
4/17	UNC Charlotte	L 3-5

1992 (5-13)

6th at the Metro Tournament

	Southwestern Louisiana	L 1-8
	Tulane	L 0-9
	Nicholls State	W 5-4
	South Alabama	L 2-7
	Troy State	W 5-2
	Middle Tennessee State	L 3-6
	West Florida	L 1-8
	Mobile College	L 4-5

	Nicholls State	L 4-5
	Western Kentucky	W 5-2
	Tulane	L 0-6
	Missouri	W 6-3
	Arkansas-Little Rock	L 0-6
	Tennessee-Martin (at MSU)	W 5-4
	Southern Illinois (at MSU)	L 3-5
	Memphis State	L 1-5
	Auburn-Montgomery	L 0-6
	West Florida	L 4-5

1991 (5-11)

7th at the Metro Tournament

2/1	Tulane	L 0-6
2/3	Southeastern Louisiana	L 2-5
2/16	South Alabama	L 0-9
2/28	Spring Hill	W 6-0
3/1	West Florida	L 4-5
3/2	Nicholls State	L 4-5
3/3	Alabama-Birmingham	W 5-2
3/20	William Carey	W 6-0
3/22	Louisville	L 4-5
3/30	Northwestern State	L 4-5
4/1	Tulane	L 1-5
4/5	Memphis State	L 3-6
4/6	Louisiana Tech	L 4-5
4/6	Arkansas-Little Rock	W 5-2
4/13	Arkansas-Little Rock	W 6-0
4/14	Southeastern Louisiana	L 3-5
4/19-21	Metro Conference Tournament	

1990 *No information available.

1989 (7-7)

7th at the Metro Tournament

1/27	Centenary	W 5-4
1/29	Southeastern Louisiana	W 8-1
2/15	Tulane	L 1-5
2/17	Samford	W 5-4
2/17	Delta State	W 8-1
2/18	Nicholls State	L 4-5
2/22	New Orleans	W 6-0
3/23	Arkansas-Little Rock	L 2-7
	USM Invitational (Tied for Third)	
3/28	West Florida	L 0-6
3/31	Memphis State	L 1-8
4/1	SIU-Carbondale	W 5-4
4/1	Arkansas-Little Rock	L 3-6
4/5	Tulane	L 0-6
4/12	UNO	W 8-1

1988 (9-10)

6th at the Metro Tournament

1/22	Vanderbilt	L 0-8
1/23	UT-Chattanooga	L 0-9
1/24	Austin Peay	L 4-5
2/10	New Orleans	W 5-4
2/19	Nicholls State	L 3-6
2/20	Arkansas State	L 3-5
2/20	Louisiana Tech	W 7-2
2/22	Millsaps College	W 8-1
2/23	Spring Hill	W 8-1
2/27	Mobile College	L 4-5
3/1	Livingston University	W 9-0
3/2	New Orleans	L 3-6
3/5	Nicholls State	L 3-6
3/10	Delta State University	W 9-0
3/24	Mobile College	L 2-7
3/25-26	USM Invitational (rained out)	
3/28	Jackson State	W 9-0
3/29	Ole Miss	L 1-5
4/5	Mississippi College	W 6-2
4/6	Millsaps College	W 9-0
4/22-24	Metro Conference Tournament	
4/22	Florida State	L 0-9
4/23	Cincinnati	W 6-3
4/24	Memphis State	L 1-5



Women's Year-By-Year Results

1987 (16-10-1)

7th at the Metro Tournament

*Dates unavailable for matches.

Spring Hill	W 6-3
Alabama Quad	
Memphis State	L 0-9
Alabama	L 1-8
Georgia Tech	L 0-6
Mobile College	W 5-4
New Orleans	L 4-5
Millsaps	W 7-2
Alabama-Birmingham	L 0-9
Birmingham Southern	L 1-8
Jefferson State College	W 7-2
Jacksonville State	W 7-2
Mississippi College	W 9-0
USM Invitational (finished 4th)	
Judson	W 7-0
Mississippi College	W 8-1
Southeastern Louisiana	L 1-8
USM Quad	
Jefferson State	W 5-4
Grambling	T 4-4
Livingston	W 9-0
Memphis State Quad	
Southern Illinois	W 7-2
Memphis State	L 1-8
Middle Tennessee State	L 3-6
New Orleans	W 7-2
Judson	W 7-0
UAB Tri-Match	
Samford	W 6-3
Columbus College	W 5-4
UAB	L 1-8
Mobile College	W 5-4

1986 (10-15)

7th at the Metro Tournament

Alabama-Birmingham	L 0-9
2/6 Tulane	L 2-7
2/9 Northwestern Louisiana	L 0-9
2/22 Memphis State	L 4-5
2/24 New Orleans	W 6-3
2/26 Millsaps	L 4-5
3/3 Mississippi State	L 0-9

3/6 Millsaps	W 7-2
3/8 West Florida	W 5-4
3/9 Jacksonville State	W 6-3
3/10 Southeast Missouri	W 8-1
3/11 Creighton University	L 4-5
3/18 Tulane	L 0-9
3/24 Mississippi College	W 9-0
3/28 Southeastern Louisiana	L 3-6
3/28 Memphis State	W 7-2
3/29 Centenary	L 4-5
3/29 Southern Illinois	L 3-6
4/1 Southeastern Louisiana	L 4-5
4/2 New Orleans	W 8-1
4/4 Nicholls State	W 6-3
4/9 Mississippi College	W 9-0
4/14 Alabama-Birmingham	L 1-8
4/17 Cincinnati	L 2-7
4/17 Louisville	L 4-5

1985 (13-11)

5th at the Metro Tournament

2/12 UNO	W 7-2
2/13 Millsaps	W 9-0
2/16 Southwestern Louisiana	W 6-3
2/16 Memphis	W 7-2
2/18 South Alabama	L 0-9
2/23 Mississippi State	L 4-5
2/26 UAB	L 3-6
2/28 Tulane	L 0-9
3/6 Nicholls State	W 9-0
3/8 Spring Hill	W 7-2
3/10 West Florida	W 6-3
3/11 Okaloosa-Walton CC	W 9-0
3/12 Columbus College	L 4-5
3/13 Auburn	L 1-8
3/26 UAB	W 6-3
3/28 Mississippi State	L 0-9
3/30 Memphis	L 4-5
4/2 McNeese State	L 4-5
4/2 Southwestern Louisiana	W 6-3
4/3 Southeastern Louisiana	L 4-5
4/9 UNO	W 7-2
4/10 Mississippi College	W 5-4
4/11 Tulane	L 0-9
4/11 Millsaps	W 7-2

1984 (10-15)

5th at the Metro Tournament

2/15 South Alabama	L 1-8
2/21 Southeastern Louisiana	W 9-0
2/25 Alabama	L 0-9
3/10 Birmingham Southern	W 5-4
3/10 UAB	2 5-4
3/12 Emory University	W 5-4
3/13 Columbus College	W 8-1
3/21 Mississippi State	L 0-6
3/26 Millsaps	W 8-1
3/28 Tulane	L 2-7
3/29 Southeastern Louisiana	W 5-4
4/3 UNO	W 8-1
4/4 South Alabama	L 1-8
4/5 Tulane	L 2-7
4/9 Southwestern Louisiana	L 3-6
4/11 Millsaps	W 8-1
4/17 Nicholls State	W 7-2
Mississippi State	L 2-7

1983 (6-12)

Seventh place finish at the Metro Tournament

*Dates unavailable for matches.

UNO	L 1-8
Mississippi State	L 0-9
Southeastern Louisiana	W 7-2
Tulane	L 2-7
Southwestern Louisiana	L 1-8
South Alabama	L 0-9
Nicholls State	L 3-6
Southeastern Louisiana	L 3-6
Alabama	L 0-9
UAB	L 2-7
Millsaps	L 3-6
Mississippi College	W 7-2
South Alabama	L 0-9
MUW	W 6-3
Jackson State	W 7-2
Millsaps	W 6-3
Tulane	L 0-9
Jackson State	W 9-0

Year-By-Year Coaching Records - Women's Tennis (Since 1978)

Year	Record	Pct.	Coach
1978	5-5	.500	Monica Cowan
1979	14-7	.667	Monica Cowan
1980	10-20	.333	Monica Cowan
Totals	29-32 (3 years)	.475	Monica Cowen
1981	8-11	.421	Helen Grant
1982	9-8	.529	Helen Grant
1983	6-12	.333	Helen Grant
1984	16-9	.640	Helen Grant
1985	13-11	.542	Helen Grant
1986	10-14	.417	Helen Grant
1987	9-10	.474	Helen Grant
Totals	71-75 (7 years)	.486	Helen Grant
Year	Record	Pct.	Coach
1988	9-10	.474	Teddy Viator
1989	7-8	.467	Teddy Viator
1990	7-11	.389	Teddy Viator
1991	5-11	.313	Teddy Viator
1992	5-13	.278	Teddy Viator
1993	3-13	.182	Teddy Viator
1994	2-13	.133	Teddy Viator
1995	1-13	.071	Teddy Viator
1996	11-13	.458	Teddy Viator
1997	4-21	.160	Teddy Viator
Totals	54-126 (10 years)	.300	Teddy Viator
Year	Record	Pct.	Coach
1998	14-9	.609	Chris Hayden
1999	13-11	.542	Chris Hayden
2000	12-12	.500	Chris Hayden
Totals	39-32 (3 years)	.549	Chris Hayden
2001	9-10	.474	Susan Aurich
2002	3-21	.125	Susan Aurich
Totals	12-31 (2 years)	.279	Susan Aurich
2003	8-13	.381	Randy Rowley
2004	12-11	.522	Randy Rowley
2005	15-8	.652	Randy Rowley
2006	9-13	.409	Randy Rowley
2007	17-5	.708	Randy Rowley
2008	8-6	.571	Randy Rowley
2009	7-12	.368	Randy Rowley
Totals	69-56 (6 years)	.552	Randy Rowley
2010	13-10	.565	Raynie Theis
2011	8-14	.333	Raynie Theis
2012	1-5	.167	Raynie Theis
Totals	22-29 (3 years)	.431	Raynie Theis
2012	2-14	.125	Tanya Gombera
2013	0-21	.000	Dominic Modise
2014	12-13	.480	Dominic Modise
2015	9-12	.428	Dominic Modise
2016	17-4	.810	Dominic Modise
Totals	38-50 (4 years)	.432	Dominic Modise
Overall	326-453 (38 years)	.418	



Coaching Staff



Zubin Engineer

Head Men's Tennis Coach

Third Year

Eastern New Mexico, 1985

Zubin Engineer just completed his third season as head tennis coach of the Southern Miss men's tennis program. The Golden Eagles finished the year with a 16-9 record overall. When playing as a team, the team went undefeated beating Florida A&M, Jacksonville State and Alcorn State. Five of Engineer's players finished with a winning season.

Chao-Yu Huang and Wen-Po Tseng had the most successful season for the doubles teams with a 20-7 record. Both singles and doubles teams ended with a winning season for a second season in a row.

In his second season as the head coach, Engineer's team finished with a 15-9 record with five players tallying double digit wins in singles. The Golden Eagles put together a pair of four-match winning streaks that included victories against Arizona, SIU, Bucknell and Boston University. Veteran Alex Doleac was named to the Conference USA All-Academic Team.

In 2014, the team finished the season with a 12-11 record as four players notched double digit wins in singles. The Golden Eagles also won their first round match in the Conference USA Championship with a 4-3 win over Old Dominion.

Engineer brings to Southern Miss more than 20 years of coaching experience at the collegiate, Davis Cup, Federation Cup, National and International levels.

He has coached or trained multiple national teams, three Davis Cup teams and has two decades of experience coaching elite teams and traveling extensively with elite players to four continents.

Engineer began his coaching career in 1991 in India with Britannia Amritraj Tennis

(B.A.T), where he was part of a program that produced a Junior Wimbledon and a Junior U.S. Open champion as well as multiple Davis Cup players and Indian national champions. Vikrant Chadha, a member of the B.A.T team, was a member of India's Davis Cup team and went on to play for the University of Mississippi (Ole Miss) and was only the 13th All-American in Ole Miss Tennis history. Chadha was instrumental in taking the Ole Miss team to two NCAA Final Fours.

From 1991-2002, he held several administrative and coaching positions with elite clubs and academies in India, Thailand and Malaysia.

In 2003, Engineer co-founded The Tennis Academy of Asia in Thailand, Asia's largest international tennis academy, where he served as both a coach and director until 2008.

During his tenure with The Tennis Academy of Asia, he recruited players from 35 countries to train year-round at the 14-court facility. He trained the Davis Cup teams of both Malaysia and Sri Lanka as well as produced an Asian Junior Girls champion, a world No. 26 ranked player from New Zealand and developed many elite players who won ITF events. Engineer's academy hosted prestigious international events like Junior Fed and six ITF junior and pro circuit events.

In 1998, Engineer was instrumental in playing a key role in preparing the Thailand national team for the Asian Games and South East Asian Games. The team won the first-ever Asian Games Gold Medal and four South East Asian Games medal. Paradorn Srichaphan, a member of the Thailand national team won the Asian Games Gold medal and went on to achieve the status of Asia's highest ranked tennis player in history when he reached No. 9 on the ATP Tour in 2003, and Danai Udomchoke, who achieved world top 100 status on the ATP tour in 2007.

In 2009, Engineer made the jump to the American College scene when he became head men's and women's tennis coach at Loyola University New

Orleans, where he led the effort of the school to field both a men's and women's tennis program for the first time since 1997. Engineer's women began competing in 2009 and the men in 2010.

During his tenure, Loyola's men received the NAIA 5 Star Team Champions of Character National Award in 2011 out of 258 teams and nine of his student athletes maintained a GPA of 3.0 or higher. His student-athletes have won numerous awards such as NAIA Daktronics Scholar-Athlete Award, SSAC individual Champions of Character Awards, SSAC Freshman of the Year, NAIA honorable mention All-American. Coach Engineer is also a certified professional by the United States Professional Tennis Association (USPTA) and an International Tennis Federation (ITF) Advanced Level II certified coach. He has attended a USPTA coach's clinic and 4 ITF coaches' workshops.

Engineer earned his Bachelor of Liberal Studies degree in Psychology with a Magna Cum Laude GPA of 3.86 from Loyola University New Orleans. He received the outstanding scholar award from the College of Social Sciences and was inducted as a member of the Jesuit Honor Society. Engineer's wife, Piyanart Engineer, is from Thailand and the assistant tennis coach since 2008 for the women's and men's tennis teams at the University of New Orleans.



**Zubin Engineer
and Rakshit Rishi**



Coaching Staff



Brad Marriott

Graduate Assistant Coach
First Season

Brad Marriott is in his second season as a student assistant and his duties include on the court coaching.

Marriott joins the Southern Miss Coaching staff after a standout career for the Golden Eagles. He was a four-year letter winner who compiled 26-4 record his senior year with only one singles loss and three doubles as

a senior. He posted a victory in the C-USA Championship.

He helped lead Southern Miss earn the Most Outstanding Team GPA among the sports team while receiving the C-USA Academic Team Award. Marriott is set to receive his bachelor's degree in finance.

He is the son of Ian and Marcia Marriott.



Grigory Trotsenko

Team Manager
Second Season

In his second season as team manager, Trotsenko continues to help the team in managing trips, pre-game warm ups and scoring for postgame.

Trotsenko competed for the Golden Eagles his freshman and sophomore season before transitioning to team manager.

In his freshman season, Trotsenko played only seven matches during the spring and posted a 2-5 record. Trotsenko played at the No. 6 position and teamed with Juan Escobar, Brad Marriott, Chao-Yu Huang and Alex Doleac in doubles action.

Trotsenko played his sophomore season (2014-15) with limited matches. Trotsenko finished with a 5-2 record in singles matches, including winning his final three matches.

Trotsenko won his first doubles match with Marriott and finished his doubles career with two wins partnered with Daniel Merker.

Trotsenko attended Lyceum Pedagogical School in Taganrog, Russia before attending Southern Miss.

He is the son of Inna Alatortseva and is majoring in economics.

Brad Marriott





2016-17 Men's Profiles



Mikhail Esipov

6-2, Junior
Tashkent, Uzbekistan/ Lyeeum N5 Technical

2015-16 (So.): Was 5-3 overall ... Was perfect in dual matches ... Paired with Rakshit Rishi and Teeradon Tortrakul in doubles ... Closed out the season beating players from Jackson State and Alabama State. **2014-15 (Fr.):** Was 15-10 overall ... Finished the spring season with an 11-6 record ... One of two freshmen to receive substantial playing time ... Played primarily in the No. 5 position, posting a 5-2 record ... was 2-1 at No. 4 and 2-3 at no. 6 ... Posted a 2-0 record at No. 3 ... **Prior to Southern Miss:** Winner of Championship of Uzbekistan in doubles in 2014 ... Claimed a championship of ITF Doubles in Uzbekistan, Fezgana in 2013 ... Ranked as high as No. 3 in Uzbekistan and No. 18 in the national rankings ... Attended Academic Lyeeum N5 Technical ... **Personal:** Son of Anatoliy and Yulia Esipov ... Has one sister, Veronika ... A business administration major.



SINGLES	Total	1	2	3	4	5	6	Dual	Tour
2014-15	15-10	—	—	2-0	2-1	5-2	2-3	11-6	4-4
2015-16	5-3	—	—	—	—	1-0	1-0	2-0	3-3

DOUBLES	Total	1	2	3	Dual	Tour
2014-15	12-5	—	1-0	7-2	8-2	4-3
2015-16	5-8	—	0-1	3-5	3-6	2-2

Chao-Yu Huang

6-0, Senior
Nantou City, Taiwan/
Taipei Municipal lianguo HS



2015-16 (Jr.): Finished 16-10 overall in singles action finishing with the highest win percentage on the team ... Went 7-1 in tournament play primarily at No. 3 ... Started the fall season with four straight wins ... Competed with Wen-Po Tseng at the No. 2 spot in doubles and went 15-7 together ... Went 4-4 at No. 1 and 11-3 at the No. 2 spot. **2014-15 (So.):** Turned in a team-best record of 18-10 overall ... Finished the spring season with a 13-6 record, playing primarily at No. 3 ... Was 12-6 in that slot ... Won eight of his last 11 matches (that included one unfinished match) ... Has been regionally ranked the entire season ... Defeated Tito Moreiras (UTSA) in the C-USA Championship in straight sets ... 16 of his wins were done in straight sets ... Teamed with Wen-Po Tseng in doubles ... Finished the spring with a 15-9 record overall, including 11-8 during the spring ... Played in the No. 1 position ... Was 2-1 against C-USA teams ... Face three doubles teams that were ranked among the top 75 nationally ... Won five of their last seven matches ... The duo have been regionally ranked all season ... **2013-14 (Fr.):** Joined the team in January and made an immediate impact ... Owns the team's best record at 16-5 playing primarily at No. 4 or No. 5 singles ... Was 9-5 at No. 5 singles ... Recorded a five-match and six-match win streaks ... He posted a perfect 5-0 mark at No. 4 singles and a 3-0 record against Conference USA opponents ... Also recorded a 1-0 record in the 2013 Conference USA Championship ... Played against five players from ranked schools while posting a victory over Alex Van Cott of No. 63 Tulane (3/29) ... Teamed with Vasco Valverde in doubles in recording an 11-7 record including a 10-6 record at No. 2 doubles ... The duo played against five ranked teams, claiming a 6-5 victory against No. 46 Tam Trinh and Eric Perez of No. 27 LSU ... **Prep:** Attended Taipei Municipal Tainguo High School where he competed ... A national doubles champion ... National singles and doubles champions in 18U ... **Personal:** Son of Kuo and Chen Liu ... A business major.

SINGLES	Total	1	2	3	4	5	6	Dual	Tour
2013-14	16-5	—	—	1-0	5-0	9-5	1-0	16-5	—
2014-15	18-10	—	1-0	12-6				13-6	5-4
2015-16	16-9	—	1-1	8-7				9-8	7-1
Totals	50-24		2-1	21-13	5-0	9-5	1-0	38-19	12-5

DOUBLES	Total	1	2	3	Dual	Tour
2013-14	11-9	—	10-7	1-2	11-9	—
2014-15	17-10	11-8	—	—	11-8	6-2
2015-16	20-8	4-4	11-3	—	15-7	5-1
Totals	48-27	15-12	21-10	1-2	37-24	11-3



2016-17 Men's Profiles



Daniel Merker

6-0, Junior
Guayaquil, Ecuador
(Unidad Educativa Nuevo Mundo)

2015-16 (So.): Was 13-10 in singles action ... Competed at the No. 3 and No. 4 positions and went 3-3 and 5-4 respectively ... Recorded a 13-6 record with Tarun Surat in doubles finishing 7-5 at the No. 1 spot ... The doubles 5-match win streak included wins against Jacksonville State, George Washington, Lamar, #71 South Alabama and UAB ... The duo also picked up a 6-3 win against #30 Rice. **2014-15 (Fr.):** Was 6-9 in singles play ... Played at No. 5 and No. 6 positions ... Was 3-2 at No. 6 ... Posted an 18-9 overall record in doubles ... Recorded 13 wins during the spring season ... Played primarily at No. 3, collecting 10 wins ... Partnered with Tarun Surat in the final six matches, winning four of their last six ... Played seven matches with Mikhail and posted a 5-2 record ... Had a win against the UAB duo of Charles McCombs and Christopher Morris and a pair of wins against South Alabama ... **Prior to Southern Miss:** Attended Unidad Educativa Nuevo Mundo ... **Personal:** Son of Saby Pinoargote and Moshe Merker ... Has a sister Taly, who is a member of the women's tennis team at Louisiana Tech ... A computer engineering major.

SINGLES	Total	1	2	3	4	5	6	Dual	Tour
2014-15	6-9	—	—	—	—	0-4	3-2	3-6	3-3
2015-16	13-10	—	—	—	3-3	5-4	—	8-7	5-3

DOUBLES	Total	1	2	3	Dual	Tour
2014-15	18-9	—	3-4	10-3	13-7	5-2
2015-16	13-9	7-5	3-0	2-0	12-5	1-4



Jorman Reyes

5-8, Sophomore
Guayaquil, Ecuador/Unidad Educativa

2015-16 (Fr.): Went 17-8 in his first season with Southern Miss ... Posted a win against #71 South Alabama and picked up early wins against Louisville and Middle Tennessee ... Competed with both Teeradon Tortrakul and Rakshit Rishi in doubles and went 3-5 and 6-2 respectively with each partner... Finished on a four-match win streak at the No. 3 spot in doubles with wins against FAU, Louisiana, Alabama A&M and UAB. **Prior to Southern Miss:** Attended San Jose High School ... Was rated the No. 1 junior player in Ecuador ... Awarded Best Tennis Player in Manta, Manabi ... **Personal:** Born May 2, 1996, in Manta, Manabi, Ecuador... Son of Gustavo Reyes and Lucy Plua.

SINGLES	Total	1	2	3	4	5	6	Dual	Tour
2015-16	17-8	—	—	3-0	6-5	2-1	—	11-6	6-2

DOUBLES	Total	1	2	3	Dual	Tour
2015-16	12-11	—	0-1	3-5	10-8	2-3



Rakshit Rishi

5-10, Senior
New Delhi, India/Drake

2015-16 (Sr.): Finished the season 13-7 at the No. 6 spot in singles action ... Finished 10-5 in doubles action and went 6-2 with Jorman Reyes in doubles action at the No. 3 spot ... Went 1-0 with Wen-Po Tseng in doubles at the No. 2 spot. **2014-15 (Jr.):** Joined the team at mid-year ... Tallied a 9-2 record in singles play ... Played at No. 4, No. 5 and No. 6 positions ... Had a 4-0 record at No. 6 and 3-0 at No. 4 ... **Prior to Southern Miss:** Played one season at Drake during his sophomore (2013-14) campaign ... Posted a 4-1 combined singles/doubles record ... Finished the year 2-1 in singles, while adding a pair of victories in doubles ... Collected first career triumphs in singles and doubles, respectively, in Drake's 7-0 win over Graceland ... Also added a pair of victories at Bradley ... **Prior to Drake:** Attended the University of Delhi ... **Prep:** Qualified for the rounds of 16 and 32, respectively, in singles at the India F8 (Coimbatore) and F7 (Chennai) Futures Championships ... Reached the quarterfinal round in singles at the India F4 (Chandigarh) Futures in 2013... Advanced to the round of 16 in junior ITF at Guwahati India en route to earning national and state U-18 rankings of No. 8 and No. 2, respectively ... qualified for the finals of the junior ITF in Guwahati, India, while also reaching semifinals in the national championships in Delhi ... Played his way into the quarterfinals at the junior ITF tournaments at Mumbai and Colombo ... **Personal:** Son of Rajeev and Anju Rishi ... Majoring in business management.


SINGLES	Total	1	2	3	4	5	6	Dual	Tour
2014-15	9-2	—	—	—	3-0	2-2	4-0	9-2	—
2015-16	13-7	—	—	—	—	2-2	7-2	9-4	4-3

DOUBLES	Total	1	2	3	Dual	Tour
2014-15	1-1	—	—	1-1	1-1	—
2015-16	10-5	—	1-1	6-2	7-3	3-2





2016-17 Men's Profiles



Teeradon Tortrakul

5-10, Sophomore
Bangkok, Thailand (Bangkok Christian College)

2015-16 (Fr.) : Went 7-4 overall in singles and 5-1 at the No. 6 spot ... Recorded a 4-match win streak with a three-set win against UTSA ... Finished 4-5 in doubles playing with Jorman Reyes. **High School:** Singles winner and doubles runner up at the Junior National Games of Thailand ... Won ITF singles G5 (Hard Court) and G3 (Clay Court), doubles G2 (hard Court) and G4 (hard court) ... Was the runner up ITF singles G3, G4, and doubles G4 ... Ranked No. 79 in ITF World Junior Ranking ... 2014 competed in Junior U.S. Open ... Ranked No. 3 in Thailand ... Represented Bangkok in the National High School Games ... Was on the Thailand U14 National Team, the U16 Junior Davis Cup team, competed in the Asian Youth Games ... **Personal:** Born Jan. 29, 1996, in Bangkok, Thailand ... Son of Natawoot Tortrakul and Pataritha Pongrambha ... Majoring in marketing.

SINGLES	Total	1	2	3	4	5	6	Dual	Tour
2015-16	7-4	—	—	—	—	—	5-1	5-1	2-3

DOUBLES	Total	1	2	3	Dual	Tour
2015-16	4-5	—	0-1	1-0	1-1	3-4



Wen-Po Tseng

6-0, Senior
Nantou City, Taiwan

2015-16 (Jr.): Finished even at 12-12 overall competing mostly at the No. 2 position ... Picked up wins against C-USA opponents in Troy and FAU ... Posted a 21-8 record in doubles and competed at the No. 2 spot with

Chao-Yu Huang ... Finished the spring season on a seven-match win streak with 8 wins, 1 loss and one match going unfinished in his last 10 matches ... Posted a win against #71 South Alabama. **2014-15 (So.):** Posted a 5-19 record overall ... Was 7-10 during the spring, playing primarily in the No. 2 slot ... Recorded a 1-6, 7-5, 6-1 win against Yannick Junger (UTSA) in the – USA Championship ... Earned Player of the Week (March 3) ... Partnered with Chao-Yu Huang in doubles and posted a 15-9 record overall, including 11-8 during the spring ... Played in the No. 1 position ... Was 2-1 against C-USA teams ... Face three doubles teams that were ranked among the top 75 nationally ... Won five of their last seven matches ... The duo have been regionally ranked all season ... **Prior to Southern Miss:** Played in the 2012 Junior Davis Cup (Chinese Taipei) ... National High School champion in doubles ... Attended Taipei Municipal Jianguo High School ... **Personal:** Son of Shih-Hung Tseng and Shu-Chun Chen ... Has a brother, WEn-Yu ... An accounting major.

SINGLES	Total	1	2	3	4	5	6	Dual	Tour
2013-14	2-5	—	—	—	—	—	2-5	2-5	—
2014-15	5-2	—	—	—	—	—	1-0	1-0	4-2
2015-16	12-1	0-2	8-7	—	—	—	—	8-9	4-3
Totals	19-8	0-2	8-7	—	—	—	3-5	11-14	8-5



Wen-Po Tseng

DOUBLES	Total	1	2	3	Dual	Tour
2013-14	2-6	—	—	2-6	2-6	—
2014-15	3-2	—	—	0-1	0-1	3-1
2015-16	21-8	4-4	12-3	—	16-7	5-1
Totals	26-16	4-4	12-3	2-7	18-14	8-1



Chris Wilkins

5-11, Freshman
Hattiesburg, Mississippi (Hattiesburg HS)

Prior to USM: Was an honor student at Sacred Heart. Was a four-time individual state champion. Made it to the third round of the Clay Court Nationals doubles. Finished number one in Mississippi for the past three years. Was named the Dorothy Vest Male Player of the Year. **Personal:** Born in Hattiesburg, Miss. Has two brothers and son of Kaern and Robert Wilkins.



2015-16 Men's Season Statistics

Overall: 16-8 C-USA: 3-2 Region: 0-0 Home: 9-3 Away: 4-3 Neutral: 3-2
vs. National Ranked: 1-3 vs. Regional Ranked: 0-0

SINGLES	Overall	Dual	Tour	C-USA	1	2	3	4	5	6	Nat'l	Reg'l	Strk	Last10
Mikhail Esipov	5-3	2-0	3-3	0-0	—	—	—	—	1-0	1-0	0-0	0-0	W2	5-2
Chao-Yu Huang	16-9	9-8	7-1	1-3	—	1-1	8-7	—	—	—	0-0	0-0	W1	4-3
Daniel Merker	13-9	8-6	5-3	1-1	—	—	—	3-3	5-3	—	0-0	0-0	W1	5-2
Jorman Reyes	17-7	11-5	6-2	2-2	—	—	3-0	6-4	2-1	—	0-0	0-0	W1	3-1
Rakshit Rishi	13-7	9-4	4-3	1-1	—	—	—	—	2-2	7-2	0-0	0-0	W4	5-2
Tarun Surat	9-17	8-13	1-4	1-3	8-11	0-2	—	—	—	—	0-1	0-1	W1	5-3
Teeradon Tortrakul	7-4	5-1	2-3	1-0	—	—	—	—	—	5-1	0-0	0-0	W4	5-2
Wen-Po Tseng	12-11	8-8	4-3	4-1	0-2	8-6	—	—	—	—	0-0	0-1	L1	4-4
Totals	92-67	60-45	32-22	11-11	8-13	9-9	11-7	9-7	10-6	13-3	0-1	0-2		
Percentage	.579	.571	.593	.500	.381	.500	.611	.562	.625	.812	.000	.000		

DOUBLES	Overall	Dual	Tour	C-USA	1	2	3	Nat'l	Reg'l	Streak	Last 10
Daniel Merker/Wen-Po Tseng	0-1	0-0	0-1	0-0	—	—	—	0-0	0-0	L1	0-1
Jorman Reyes/ Tarun Surat	0-2	0-0	0-2	0-0	—	—	—	0-0	0-0	L2	0-2
Chao-Yu Huang/ Wen-Po Tseng	19-7	14-7	5-0	1-2	4-4	10-3	—	0-0	0-0	W6	8-2
Daniel Merker/ Tarun Surat	13-5	12-4	1-1	3-1	7-4	3-0	2-0	0-1	0-0	W1	7-3
Mikhail Esipov/Rakshit Rishi	2-1	0-1	2-0	0-0	—	0-1	—	0-0	0-0	L1	2-1
Mikhail Esipov/ Teerdon Tortrakul	0-1	0-0	0-1	0-0	—	—	—	0-0	0-0	L1	0-1
Chao-Yu Huang/Daniel Merker	0-1	0-0	0-1	0-0	—	—	—	0-0	0-0	L1	0-1
Rakshit Rishi/Teeradon Tortrakul	1-2	0-0	1-2	0-0	—	—	—	0-0	0-0	L1	1-2
Mikhail Esipov/Daniel Merker	0-1	0-0	0-1	0-0	—	—	—	0-0	0-0	L1	0-1
Jorman Reyes/ Teeradon Tortrakul	3-2	1-1	2-1	0-0	—	0-1	1-0	0-0	0-0	L1	3-2
Mikhail Esipov/Jorman Reyes	3-5	3-5	0-0	1-2	—	—	3-5	0-0	0-0	W1	3-5
Rakshit Rishi/Wen-Po Tseng	1-0	1-0	0-0	0-0	—	1-0	—	0-0	0-0	W1	1-0
Jorman Reyes/Rakshit Rishi	5-2	5-2	0-0	1-0	—	—	5-2	0-0	0-0	W3	5-2
Totals	47-30	36-20	11-10	6-5	11-8	14-5	11-7	0-1	0-0		
Percentage	.610	.643	.524	.545	.579	.737	.611	.000	.000		

Date	Opponent	W/L	Score	Overall	C-USA	Nation	Region
9/19-20/2015	Southern Miss Invitational	All Day	(Hattiesburg, Miss.)				
10/15-18/2015	ITA Southern Regional Championship	All Day	(Tuscaloosa, Ala.)				
10/23-24/2015	Big Easy Tennis Classic	All Day	(New Orleans, La.)				
11/13-15/2015	CCB Collegiate Invitational	All Day	(Birmingham, Ala.)				
1/22/2016	FLORIDA A&M	W	4-2	1-0	0-0		
1/23/2016	JACKSONVILLE STATE	W	4-0	2-0	0-0		
1/23/2016	ALCORN STATE	W	5-0	3-0	0-0		
1/30/2016	GEORGE WASHINGTON	L	3-4	3-1	0-0		
1/31/2016	LAMAR UNIVERSITY	L	3-4	3-2	0-0		
2/6/2016	at #71 South Alabama	W	4-1	4-2	0-0		
* 2/12/2016	at UAB	W	4-2	5-2	1-0		
2/13/2016	at Samford Men's Tennis	L	0-4	5-3	1-0		
2/18/2016	Texas A&M - Corpus Christi	W	4-2	6-3	1-0		
2/20/2016	vs #19 Ole Miss	L	0-7	6-4	1-0		
* 2/27/2016	at UTSA	W	4-2	7-4	2-0		
* 2/27/2016	at #30 Rice	L	0-4	7-5	2-1		
* 2/28/2016	vs UAB	L	1-4	7-6	2-2		
3/4/2016	DEPAUL	W	4-3	8-6	2-2		
3/4/2016	at Texas A&M - Corpus Christi	W	4-3	9-6	2-2		
3/5/2016	vs #15 Texas	L	0-4	9-7	2-2		
3/13/2016	ABILENE CHRISTIAN	W	4-0	10-7	2-2		
3/13/2016	JACKSON STATE	W	4-0	11-7	2-2		
3/15/2016	vs Quinnipiac University	W	6-1	12-7	2-2		
3/16/2016	vs Bucknell	W	4-0	13-7	2-2		
* 3/18/2016	at Florida Atlantic	W	4-1	14-7	3-2		
4/8/2016	LOUISIANA	L	2-4	14-8	3-2		
4/9/2016	ALABAMA STATE	W	4-0	15-8	3-2		
4/14/2016	ALABAMA A&M	W	4-0	16-8	3-2		

*Conference USA Match



Men's Tennis Records

Individual Single-Season Records - Singles (since 1978-79)

20+ Wins in a season

Name	Record	Pct.	Year
Scott Bradley	29-6	.829	1980-81
Alex Behar	28-8	.779	1980-81
Butch McKenzie	27-6	.818	1981-82
Patricio Alvarado	27-8	.771	2008-09
Claude Ware	26-5	.839	1980-81
Scott Bradley	26-9	.743	1981-82
Michael Hansson	25-8	.758	1981-82
Claude Ware	25-6	.806	1981-82
Michael Hansson	25-7	.781	1984-85
Andrew Goodwin	25-10	.714	2012-13
Butch McKenzie	23-12	.657	1980-81
Michael Hansson	23-7	.767	1983-84
Reed Longo	23-9	.718	1984-85
Antonio Rezac	23-9	.718	1986-87
Mark Peach	22-7	.759	1979-80
Ed Daniel	22-7	.759	1981-82
Andrew Goodwin	22-7	.759	2011-12
Alex Behar	22-12	.647	1981-82
Matt Frost	22-12	.647	2012-13
John Alford	21-12	.636	1980-81
Bobby Stevens	21-13	.618	1978-79
Tom Purser	21-11	.656	1983-84
Michael Hansson	21-2	.913	1985-86
David Jansson	21-2	.913	1998-99
Vasco Valverde	21-16	.567	1998-99

Most Singles Wins

Name	Wins	Year
Scott Bradley	29	1980-81
Alex Behar	28	1980-81
Patricio Alvarado	27	2008-09
Butch McKenzie	27	1981-82
Claude Ware	26	1980-81
Scott Bradley	26	1981-82
Michael Hansson	25	1981-82
Claude Ware	25	1981-82
Michael Hansson	25	1984-85
Andrew Goodwin	25	2012-13
Butch McKenzie	23	1980-81
Michael Hansson	23	1983-84
Reed Longo	23	1984-85
Antonio Rezac	23	1986-87
Mark Peach	22	1979-80
Ed Daniel	22	1981-82
Alex Behar	22	1981-82
Andrew Goodwin	22	2011-12
Matt Frost	22	2012-13
John Alford	21	1980-81
Bobby Stevens	21	1978-79
Tom Purser	21	1983-84
Michael Hansson	21	1985-86
David Jansson	21	1998-99
Vasco Valverde	21	2012-13

Most Consecutive Singles Wins (since 1978-79)

Name	Wins	Year
Antonio Rezac	13	1986-87
Patricio Alvarado	10	2008-09
Andrew Goodwin	8	2011-12
Chris Rea	7	2004-05
Matt Frost	7	2012-13
Andrew Goodwin	7	2012-13
Chao-Yu Huang	7	2015-16
Rakshit Rishi	7	2015-16
Vasco Valverde	6	2012-13
Chao-Yu Huang	6	2013-14

Brad Marriott 6 2014-15

Best Singles Winning Percentage (20 or more wins)

Name	Pct.	Record	Year
Michael Hansson	.913	21-2	1985-86
Claude Ware	.839	26-5	1980-81
Scott Bradley	.829	29-6	1980-81
Luciano Faustino	.833	20-4	1996-97
Gabriel Keymer	.833	20-4	1992-93
Butch McKenzie	.818	27-6	1981-82
Claude Ware	.806	25-6	1981-82
Michael Hansson	.781	25-7	1984-85
Alex Behar	.779	28-8	1980-81
Patricio Alvarado	.771	27-8	2008-09
Michael Hansson	.767	23-7	1983-84
Mark Peach	.759	22-7	1979-80
Ed Daniel	.759	22-7	1981-82
Andrew Goodwin	.759	22-7	2011-12
Michael Hansson	.758	25-8	1981-82

Individual Single-Season Records - Doubles (since 1978-79)

Most Doubles Wins

Duo	Wins	Year
Michael Hansson/Reed Longo	22	1984-85
Tom Purser/Shannon Krieger	22	1984-85
Chao-Yu Huang/ Wen-Po Tseng	20	2015-16
Bobby Stevens/John Alford	19	1980-81
Michael Hansson/Claude Ware	19	1981-82
Alex Behar/Michael Hansson	19	1983-84
Claude Ware/Mark Peach	18	1979-80
Butch McKenzie/Alex Behar	18	1980-81
Reed Longo/Dennis Fortenberry	18	1983-84
Matt Frost/Andrew Goodwin	18	2012-13
Antonio Rezac/Johan Ericsson	18	1986-87
David Faust/John Alford	17	1978-79
Bobby Stevens/Osvaldo Gaio	17	1978-79
Butch McKenzie/Bobby Stevens	16	1979-80
Alex Behar/Butch McKenzie	16	1981-82
Dirk Reinhardt/Andrea Tiltscher	16	1997-98

Most Consecutive Doubles Wins (since 1978-79)

Duo	Wins	Year
Robbie Palmer/Ed Daniel	12	1981-82
Antonio Rezac/Johan Ericsson	12	1986-87
Tom Purser/Shannon Krieger	10	1985-86
Michael Elortegui/Andrew Goodwin	8	2011-12
Paulo Alvarado/Juan Escobar	8	2012-13
Chao-Yu Huang/Wen-Po Tseng	7	2015-16
Chao-Yu Huang/Wen-Po Tseng	7	2014-15
Patricio Alvarado/Markus Wessinghage	7	2008-09
David Canudas/Juan Garzon	7	2004-05
Knosta Finnila/David Jansson	7	2000-01

Best Doubles Winning Percentage (minimum of 15 matches)

Duo	Pct.	Record	Year
Robbie Palmer/Ed Daniel	.882	15-2	1981-82
Tom Purser/Shannon Krieger	.814	22-5	1984-85
Michael Hansson/Clay Wigelsworth	.789	15-4	1985-86
Paulo Alvarado/Juan Escobar	.777	14-4	2012-13
Reid Bourgeois/Christopher Rea	.765	13-4	2003-04
Michael Hansson/Claude Ware	.760	19-6	1981-82
Claude Ware/Mark Peach	.750	18-6	1979-80
Antonio Rezac/Johan Ericsson	.750	18-6	1986-87

Chao-Yu Huang/Wen-Po Tseng	.741	20-7	2015-16
Janne Holli/Toby Simpson	.733	11-4	1995-96
C.Rummel/Fernando Pereira	.706	12-5	1993-94
Bobby Stevens/John Alford	.704	19-8	1980-81
Alex Behar/Michael Hansson	.704	19-8	1983-84
Reed Longo/Dennis Fortenberry	.692	18-8	1983-84
Butch McKenzie/Bobby Stevens	.667	16-8	1979-80
Alex Behar/Butch McKenzie	.667	18-9	1980-81
Alex Behar/Butch McKenzie	.667	16-8	1981-82
Michael Elortegui/Andrew Goodwin	.667	12-6	2011-12

Team Single-Season Records (since 1951)

Most Team Wins

Coach	Wins	Year
E. L. Harrington	25	1982
E. L. Harrington	25	1981
E. L. Harrington	22	1984
E. L. Harrington	22	1980
E. L. Harrington	22	1979
Teddy Viator	18	1988
E. L. Harrington	18	1986
E. L. Harrington	18	1978
E. L. Harrington	18	1977
E. L. Harrington	17	1985
E. L. Harrington	17	1983
E. L. Harrington	17	1976

Most Consecutive Team Wins (since 1979-80)

Coach	Wins	Record	Year
Teddy Viator	9	13-9	2001
Teddy Viator	9	18-6	1988

20+ Wins in a season

Coach	Record	Pct.	Year
E. L. Harrington	25-7	.781	1982
E. L. Harrington	25-8	.758	1981
E. L. Harrington	22-4	.846	1984
E. L. Harrington	22-6	.786	1980
E. L. Harrington	22-12	.547	1979

Best Winning Percentage

(minimum of 15 matches played)

Coach	Pct.	Record	Year
E. L. Harrington	.845	22-4	1987
E. L. Harrington	.813	13-3	1967
E. L. Harrington	.786	22-6	1980
E. L. Harrington	.781	25-7	1982
E. L. Harrington	.773	17-5	1976
E. L. Harrington	.762	16-5	1969
E. L. Harrington	.758	25-8	1981
Teddy Viator	.750	18-6	1988
E. L. Harrington	.739	17-6	1983
E. L. Harrington	.727	16-6	1975

Most Singles Wins

Name	Wins	Years
Michael Hansson	94	1981-82, 1983-86
Scott Bradley	87	1980-84
Alex Behar	77	1980-1984
Butch McKenzie	74	1979-1983
Reid Bourgeois	73	2003-2006
David Jansson	68	1999-2002
Luciano Faustino	65	1994-1997
David Canudas	64	2002-2005
Miikka Kangas	62	1999-2002



Men's Tennis Records

Toby Simpson	61	1995-1998
Chris Hayden	58	1990-1993
Paulo Alvarado	55	2010-2014
Uwe Gneiting	54	2000-2003
Chao-Yu Huang	50	2013-2016
Oscar Machuca	50	2006-2010
Domagoj Anic	47	2005-2009
Strate Krstevski	45	2006-2010
Dylan Mezey	45	2003-2007

Individual Career Records - Singles (since 1979-80)

Best Singles Winning Percentage (minimum of 70 matches played)

Name	Pct.	Record	Year
Michael Hansson	.797	94-24	1981-82, 1983-86
Scott Bradley	.725	87-33	1980-1984
Luciano Faustino	.722	65-25	1994-1997
Alex Behar	.681	77-36	1980-1984
Butch McKenzie	.692	74-33	1979-1983
Chao-Yu Huang	.667	50-25	2013-2016
Toby Simpson	.629	61-36	1995-1998
David Jansson	.624	68-41	1999-2002
Chris Hayden	.611	58-37	1990-1993
David Canudas	.587	64-45	2002-2005
Janne Holli	.584	52-37	1992-1995
Reid Bourgeois	.570	73-55	2003-2006
Miikka Kangas	.549	62-51	1999-2002
Uwe Gneiting	.535	54-47	2000-2003
Fernando Landman	.522	42-38	1989-1992

Name	Wins	Years
Michael Hansson	75	1981-82, 1983-86
Alex Behar	61	1980-1984
Butch McKenzie	58	1979-1983
Bobby Stevens	57	1977-1981
Diego Machuca	56	2006-2010
Toby Simpson	52	1995-1998
Paulo Alvarado	48	2010-2014
Domagoj Anic	47	2005-2009
Miikka Kangas	46	1999-2002
Janne Holli	46	1992-1995
Domagoj Anic	45	2005-2009
Jan Burmeister	45	2007-2011
David Jansson	44	1999-2002
Markus Wessinghage	42	2006-2010
Juan Escobar	42	2011-2014
Luciano Faustino	40	1994-1997

Individual Career Records - Doubles (since 1977-78)

Best Doubles Winning Percentage (minimum of 60 matches played)

Name	Pct.	Record	Year
Michael Hansson	.735	75-27	1981-1982, 1983-86
Alex Behar	.663	61-31	1980-1984
Butch McKenzie	.652	58-31	1979-1983
Chris Hayden	.641	41-23	1990-1993
Juan Escobar	.636	42-24	2011-2014
Diego Machuca	.602	56-37	2006-2010
Bobby Stevens	.600	57-38	1977-1981
Toby Simpson	.598	52-35	1995-1998
Chris Rummel	.583	35-25	1992-1994
Janne Holli	.548	46-38	1992-1995
Domagoj Anic	.505	45-44	2005-2009
Miikka Kangas	.500	45-46	1999-2002

Most Team Wins (minimum two years)

Coach	Wins	Years
E. L. Harrington	407	1961-1987
Teddy Viator	235	1988-2010
Zubin Engineer	40	2013-2016
Raymond H. Clegg	24	1955-1958
Wilbur Carr	15	1951 & 1954
Toxie Luckey	11	1959-1960

Team Career Records (since 1951)

Best Winning Percentage

Coach	Pct.	Record	Years
E. L. Harrington	.694	407-179-2	1961-1987
E.L. Harrington	.694	407-179-2	1961-1987
Zubin Engineer	.625	40-24	2013-2016
Wilbur Carr	.556	15-12	1951 & 1954
Toxie Luckey	.500	11-11	1959-1960
Teddy Viator	.495	225-230	1988-2010
Raymond H. Clegg	.490	24-25	1955-1958

Year	Record	Pct.	Coach
1952	1-2	.333	Bartis Harper
Totals	1-2 (1 year)	.333	Bartis Harper

1953	6-2	.750	Lee Floyd
Totals	6-2 (1 year)	.750	Lee Floyd

1951	7-4	.636	Wilbur Carr
1954	8-8	.500	Wilbur Carr
Totals	15-12 (2 years)	.556	Wilbur Carr

1955	1-12	.077	Raymond H. Clegg
1956	7-5	.583	Raymond H. Clegg
1957	8-3	.727	Raymond H. Clegg
1958	8-5	.615	Raymond H. Clegg
Totals	24-25 (4 years)	.490	Raymond H. Clegg



1959	7-3	.700	Toxie Luckey
1960	4-8	.333	Toxie Luckey
Totals	11-11 (2 years)	.500	Toxie Luckey

1961	6-3	.667	E.L. Harrington
1962	11-4-1	.719	E.L. Harrington
1963	5-4	.556	E.L. Harrington
1964	13-5	.722	E.L. Harrington
1965	8-6-1	.567	E.L. Harrington
1966	10-4	.714	E.L. Harrington
1967	13-3	.813	E.L. Harrington
1968	11-6	.647	E.L. Harrington
1969	16-5	.762	E.L. Harrington
1970	15-7	.682	E.L. Harrington
1971	10-7	.588	E.L. Harrington
1972	13-8	.619	E.L. Harrington
1973	10-7	.588	E.L. Harrington
1974	14-11	.560	E.L. Harrington
1975	16-6	.727	E.L. Harrington
1976	17-5	.773	E.L. Harrington
1977	18-9	.667	E.L. Harrington
1978	18-12	.600	E.L. Harrington
1979	22-12	.647	E.L. Harrington
1980	22-6	.786	E.L. Harrington
1981	25-8	.758	E.L. Harrington
1982	25-7	.781	E.L. Harrington
1983	17-6	.739	E.L. Harrington
1984	22-4	.846	E.L. Harrington
1985	17-8	.680	E.L. Harrington
1986	18-9	.667	E.L. Harrington
1987	15-7	.682	E.L. Harrington
Totals	407-179-2 (27 years)	.694	E.L. Harrington

1988	18-6	.750	Teddy Viator
1989	6-7	.462	Teddy Viator
1990	11-10	.524	Teddy Viator
1991	5-11	.312	Teddy Viator
1992	11-7	.611	Teddy Viator
1993	11-10	.524	Teddy Viator
1994	10-10	.500	Teddy Viator
1995	10-6	.625	Teddy Viator
1996	13-10	.565	Teddy Viator
1997	16-9	.640	Teddy Viator
1998	8-14	.364	Teddy Viator
1999	10-16	.385	Teddy Viator
2000	10-11	.476	Teddy Viator
2001	13-9	.591	Teddy Viator
2002	10-11	.476	Teddy Viator
2003	9-13	.409	Teddy Viator
2004	8-14	.364	Teddy Viator
2005	13-9	.591	Teddy Viator
2006	5-14	.263	Teddy Viator
2007	10-10	.500	Teddy Viator
2008**	5-14	.363	Teddy Viator
2009**	0-9	.526	Teddy Viator
2010**	0-11	.450	Teddy Viator
Totals	212-241 (23 years)	.495	Teddy Viator

**Wins later Vacated Due to NCAA Infractions

2011**	0-19	.000	Ki Kroll
2012	9-15	.375	Ki Kroll
2013	15-10	.600	Ki Kroll
Totals	24-44 (3 years)	.260	Ki Kroll

**Wins later Vacated Due to NCAA Infractions

2014	12-11	.521	Zubin Engineer
2015	15-9	.625	Zubin Engineer
2016	16-8	.667	Zubin Engineer
Totals	43- 28 (3 years)	.606	Zubin Engineer

Overall 743-544-2 (64 years) .577



Men's Tennis Records

Southern Miss in the Rankings

Final Singles Rankings

No. 92	Stefan Feyen, 1997
No. 85	David Jansson, 2004
No. 114	Patricio Alvarado, 2009
No. 114	Patricio Alvarado, 2010

Final Doubles Rankings

No. 41	Andreas Anse/Stefan Feyen, 1997
No. 50	Dirk Rienhardt/ Andreas Tiltscher, 1998

Final Singles Regional Rankings

No. 25	Patricio Alvarado, 2009
No. 12	Patricio Alvarado, 2010

Final Team Rankings

No. 48	Southern Miss, 1997
No. 71	Southern Miss, 1998

Domagoj Anic



Oscar Muchuca



Jan Burmeister



Men's All-Time Honors

Men's All-Metro Conference Selections

Chris Hayden (singles), 1990, 1992
Daniel Cayarga (doubles), 1989
Antonio Rezic (doubles), 1989
Gabriel Keymer (singles), 1993
Janne Holli (singles), 1994
Anders Lindh (singles), 1990, 1991
Chris Rummel (singles), 1992

Men's All-Conference USA Selections

Janne Holli (singles), 1996 Second Team
Toby Simpson (singles),
1996 Honorable Mention
Andreas Anse (singles), 1997 Second Team
Luciano Faustino (singles), 1997 Third Team
Stefan Feyen (singles), 1997 First Team
Toby Simpson (singles), 1998 First Team
Dirk Reinhardt (singles), 1999 First Team
Miikka Kangas (singles), 1999 Third Team,
2000 First Team, 2001 First Team,
2002 Second Team
David Canudas (singles), 2003 Third Team,
2004 Second Team, 2005 First Team
Patricio Alvarado, 2009 Second Team
Domagoj Anic, 2009 Second Team
Patricio Alvarado, 2010 First Team

Conference USA Freshman of the Year

David Jansson, 1999
Oscar Muchuca, 2007
Patricio Alvarado, 2009

Conference USA Sportsmanship Award

David Canudas, 2005
Juan Garzon, 2005
Dylan Mezey, 2005

Conference USA All-Academic Team

Domagoj Anic, 2008
Jan Burmeister, 2010
Markus Wessinghage, 2010
Jan Burmeister, 2011
Alex Doleac, 2015
Wen-Po Tseng, 2016

Capital One Academic

All-America® Men's At-Large Team


Jan Burmeister, 2011

Conference USA Athletes of the Week

A1	Stefan Feyen, 1997
M14	David Jansson, 2001
M8	David Canudas, 2005
J23	Domagoj Anic, 2007
J29	Matt Frost, 2013
M26	Matt Frost, 2013
M18	Paulo Alvarado, 2014
M3	Wen-Po Tseng, 2015
M9	Jorman Reyes, 2016
M15	Tarun Sarut, 2016
M22	Daniel Merker, 2016



Men's All-Time Letterwinners



A
 Abraham, Bill; 68-69-70
 Abraham, Ralph; 92
 Alford, John; 79-80-81
 Alvarado, Patricio; 09-10
 Alvarado, Paulo; 11-12-13-14
 Anic, Domagoj; 06-09
 Anocnetani, Bob; 59-60-61-62
 Anse, Andreas; 1997

B
 Balestat, Gaetan; 98
 Balthop, Jim; 66-67-68-69
 Barahona, Paulo; 95
 Beech, Jim; 52-53-54
 Behar, Alex; 81-82-83-84
 Belloso, Inaki; 12-13
 Bessey, Stanley; 50-51-52
 Bishop, Jim; 70-71-72-73
 Bodden, Bob; 60
 Bourgeois, Reid; 03-04-05-06
 Bozzetti, Max; 65-66-67-68
 Bozzetti, Sergis; 63-64
 Bradley, Scott; 81-82-83-84
 Braga, Andrea; 95
 Bullock, Randy; 73
 Burmeister, Jan; 08-09-10-11

C
 Cameron, James; 56, 61-62-63
 Campbell, Andy; 73-74
 Carr, Alan; 73-75-75-76
 Canudas, David; 02-03-04-05

Carteret, Nicolas; 00-01-02-03
 Cayarga, Daniel; 87
 Coffey, Bill; 60-61
 Coleman, Steve; 80-81
 Covington, Wade; 08
 Cowart, Dick; 73-74-75
 Cox, Jim; 54-55
 Currie, Dan. M; 56-57-58

D
 Daniels, Mike; 75-76-77
 Del Homme, Tony; 64-65-66
 Dhaliawal, Paul; 72
 Doleac, Alex; 11-12; 14-15
 Duff, Leonard; 52-53-54-55
 Duffie, Charles; 50-51

E
 Elliott, Dan; 74
 Elortegui, Michael; 12
 El-Sawi, Khaled; 95-96-97
 Ericsson, Johan; 86-87-88-89
 Escobar, Juan; 12-13-14
 Esipov, Mikhail; 15-16
 Ewin, Rhys; 95

F
 Fager, Magnus; 88-89-90-91
 Faust, David; 79-80
 Faustino, Luciano; 94-95-96-97
 Feldmann, Benjamin; 13
 Feyen, Stefan; 1997
 Finnilla, Konsta; 01
 Fortenberry, Dennis; 83-84
 Frank, Edward; 58
 Fraychineaud, Callen; 07-08
 Frost, Matt; 12-13
 Fulmer, Mark; 97-98
 Funderburk, Shep; 91
 Funke, Thomas; 04


G
 Gaines, Robert; 80
 Gaio, Osvaldo; 79
 Gammill, Stewart; 11
 Garzon, Juan; 04-05-06
 Gill, Clinton; 54
 Ginn, Mark; 76-77, 79
 Gneiting, Uwe; 00-01-02-03
 Gonzalez, Javier; 76-77
 Goodwin, Andrew; 12-13
 Gratwick, John; 83-84

H
 Haggard, Peter; 89-90
 Haigler, Mark; 79
 Hamilton, Floyd; 56-57-58-59
 Hansson, Michael; 82, 84-85-86
 Harrison, Charles; 58-59

Hatten, Larry; 61-62-63
 Hayden, Chris; 90-91-92-93
 Haynes, Denny; 65-66-67
 Hodges, Ken; 61-62-63-64
 Hoffman, Jerry; 71
 Holli, Janne; 92-93-94-96
 Homedes, Daniel; 00-01
 Huang, Chao-Yu; 14-15-16
 Hutt, Felix; 99


J
 Jansson, David; 99-00-01-02
 Jeffcoats, Dave; 69-70-71
 Jones, Vaughn; 52-53-54
 Jorgerson, John; 75

K
 Kangas, Miikka; 99-00-01-02
 Kay, Sammy; 85-86-87-88
 Kennedy, Jon Paul; 85-86-87-88
 Keymer, Gabriel; 93
 Knight, W. H.; 72
 Koti, John; 06
 Kramer, John; 70-71-72-73
 Krieger, Shannon; 75
 Krstevski, Strate; 07-10
 Kuharski, Rio; 99





Men's All-Time Letterwinners



Antonio Rezie

L

Ladner, Jim; 57-58-59-60
Landman, Fernando; 89-90-91-92
Lang, Elmo; 53
Lempart, Marc; 96
Leutz, Rudiger; 96-97
Lindh, Anders; 88-89-90-91
Linn, Sean; 88
Longo, Reed; 84-85
Losado, Vincente; 73-74-75-76
Lucky, Toxie; 50-51
Lux, Marc-Oliver; 03-04-05-06

M

Maestri, Tommy; 06
Mabry, Bill; 59-60
Machuca, Diego; 07-10
Machuca, Oscar; 07-10
Magal, Meir; 94-95-96-97
Mangin, Jack; 50-51
Mannino, Fred; 50-51
Marcotte, Brett; 88
Marriott, Brad; 12-13-14-15
Martin, Juanjo; 02-03-04
Mason, Bill; 54-55-56
McDaniel, Ed; 82
McInvale, Bob; 61-62-63-64
McKenzie, Butch; 80-81-82-83
Merker, Daniel; 15
Mezey, Dylan; 04-05-06-07
McMichael, Jerry; 53
Milligan, Dave; 60-61-62
Myers, Janice; 64-65

N

Nahrgang, Bob; 55-56-57-58
Necaise, Mark; 90
Newton, Buddy; 87

P

Pace, Jim; 50
Palmer, Robbie; 82
Peach, Mark; 79-80-81
Pearson, Bill; 75-76-77
Pendergrass, Bill; 64-65-66-67
Pereira, Fernando; 93-94
Peters, Jim; 55
Petro, Edward; 60-61-62
Poole, Andrew; 06-09
Prentiss, Armand; 50
Prins, Garrett; 90
Puckett, George; 73-74
Puigmiguel, Jorge; 79
Purche, Bob; 55
Purser, Tom; 83, 85-86

R

Rea, Christopher; 04-05
Reinhardt, Dirk; 98
Reyes, Jorman; 16
Rezie, Antonio; 87-88-89
Riedler, Ryan; 98
Rishi, Rakshit; 15-16
Rosales, Arturis; 68
Roussel, Julien; 10-11
Rummel, Chris; 92-93-94

S

Seal, Bing; 72
Shannon, Leonard; 54
Shemper, Jonathan; 91-92-93
Shirley, Bubba; 69-70-71-72
Simmons, Butch; 71-72
Simpson, Toby; 95-96-97-98
Sims, Michael; 11
Smallwood, Fred; 53
Speer, Wayne; 88
Stevens, Bobby; 56-57
Stewart, Ralph; 51-52
Stewart, Scott; 79
Surat, Tarun; 15-16
Sweatman, Chris; 66-67-68-69
Sylva, Felipe; 08-10

T

Tarver, Estes; 93-94
Terol, David; 00-01-02-03
Thames, Will; 07-08
Thomas, Bill; 63
Tiltscher, Andreas; 98
Toma, Gerson; 96
Tortrakul, Teeradon; 16
Trotsenko, Grigory; 14-15

Tseng, Wen-Po; 15-16

V

Valle, Enzo; 76-77
Valverde, Vasco; 13-14
Vincent, Tom; 67
Voss, Dedrich; 59
Voss, Don; 59

W

Waite, Gorden; 86-87
Walker, Chris; 02-03
Walker, Sonny; 62-63
Waller, Blake; 99
Ware, Claude; 80-81-82
Ware, Randy; 71
Wechs, Johnh; 66-67
Weiss, Kenneth; 99
Werren, Mathias; 99-00-01
Wessinghage, Markus; 07-10
White, Douglas; 68
Wigelsworth, Clay; 86
Willis, Russ; 86-87-88

Y

Yarner, Wendell; 52

Z

Zaremba, Mark; 80
Zeljko, Jovan; 11-12



Reid Bourgeois



Men's Year-By-Year Results

2016 (16-8)

Tied for fifth at C-USA Tournament

1/22	FLORIDA A&M	W 4-2
1/23	JACKSONVILLE STATE	W 4-0
1/23	ALCORN STATE	W 5-0
1/30	GEORGE WASHINGTON	L 3-4
1/31	LAMAR UNIVERSITY	L 3-4
2/6	at #71 South Alabama	W 4-1
2/12	*at UAB	W 4-2
2/13	at Samford	L 0-4
2/18	Texas A&M- Corpus Christi	W 4-2
2/20	at #19 Ole Miss	L 0-7
2/27	*UTSA	W 4-2
2/27	at #30 Rice	L 0-4
2/28	*UAB	L 1-4
3/4	DEPAUL	W 4-3
3/5	#15 Texas	L 0-4
3/13	ABILENE CHRISTIAN	W 4-0
3/13	JACKSON STATE	W 4-0
3/15	Quinnipiac University	W 6-1
3/16	Bucknell	W 4-0
3/18	* at Florida Atlantic	W 4-1
4/8	LOUISIANA	L 2-4
4/9	ALABAMA STATE	W 4-0
4/14	ALABAMA A&M	W 4-0
4/22	lvs. UAB	L 2-4

*Conference USA Match !C-USA Tournament

2015 (15-9)

Tied for fifth at C-USA Tournament

1/24	JACKSONVILLE STATE	W 4-0
1/24	ALCORN STATE	W 4-0
1/25	NEW ORLEANS	W 4-0
2/7	at Troy	L 0-7
2/7	vs. Alabama State	W 4-0
2/14	vs. UT Arlington	L 3-4
2/15	*at UTSA	L 1-6
2/16	at Incarnate Word	W 5-2
2/27	at Lamar	W 5-2
2/28	vs. UT Pan American	W 5-2
3/6	vs. Lamar	W 4-3
3/6	vs. #73 Louisiana	L 0-4
3/7	vs. Arizona	W 4-2
3/9	SIU	W 6-1
3/11	vs. Bucknell	W 6-1
3/13	vs. Boston University	W 4-3
3/14	at FGCU	L 0-4
3/20	*UAB	W 4-2
3/27	vs. DePaul	W 4-1
3/28	vs. South Alabama	L 3-4
3/29	*at Middle Tennessee	L 1-4
4/1	at Jackson State	W 6-1
4/9	SOUTH ALABAMA	L 2-5
4/17	lvs. UTSA	L 3-4

*Conference USA Match !C-USA Tournament

2014 (12-11)

Tied for fifth at C-USA Tournament

1/24	JACKSONVILLE STATE	W 6-1
1/26	JACKSON STATE	W 7-0
1/31	WEBER STATE	W 4-2
2/1	at UNLV	L 1-4
2/1	vs. New Mexico State	L 1-4
2/2	vs. UC Riverside	W 4-3
2/7	at #21 Ole Miss	L 0-7
2/9	at #27 LSU	L 1-6
2/16	at New Orleans	W 5-2
2/19	at South Alabama	L 3-4
2/28	TROY	W 5-2
3/2	LAMAR	L 3-4
3/4	*at UAB	L 2-5
3/7	SIUE	W 6-1
3/11	vs. Northern Illinois	W 4-3
3/13	vs. #27 Penn State	L 1-6
3/16	at Florida A&M	W 6-1
3/29	*at #63 Tulane	L 2-5
4/5	ALCORN STATE	W 6-1
4/11	*UTSA	W 4-2
4/12	LOUISIANA	L 2-5
4/17	lvs. Old Dominion	W 4-3
4/18	!at #42 Tulsa	L 0-4

*Conference USA Match !C-USA Tournament

2013 (15-10)

C-USA Tournament (Not Eligible)

1/21	at #24 LSU	L 1-6
1/25	JACKSONVILLE STATE	W 6-1
1/27	NICHOLLS	W 7-0
1/27	JACKSON STATE	W 7-0
2/1	at UNLV	L 2-5
2/2	vs. UC Riverside	W 4-0
2/3	vs. New Mexico State	W 4-2
2/9	at Troy	W 5-2
2/14	#53 SOUTH ALABAMA	W 4-3
2/17	TULANE*	L 2-5
2/23	at Alabama	L 1-6
2/24	FLORIDA A&M	W 4-1
3/2	NEW ORLEANS	W 2-5
3/2	ALCORN STATE	W 7-0
3/8	UAB*	L 3-4
3/13	at #43 Texas A&M-CC	L 3-4
3/15	at UTSA	W 4-1
3/16	at Lamar	W 7-0
3/16	vs. Prairie View	W 6-1
3/22	vs. #62 Idaho	L 2-4
3/22	at Marquette	W 6-1
3/23	vs. Utah	L 2-4
4/5	at Belmont	W 4-0
4/6	at #39 Middle Tennessee	L 3-4
4/13	at Louisiana	L 0-7

*Conference USA Match

2012 (9-15)

Tied Fifth place finish

at C-USA Tournament

1/22	ALCORN STATE	W 7-0
1/26	at #23 Ole Miss	L 0-7
1/29	JACKSONVILLE STATE	W 5-2
2/10	at #16 Auburn	L 1-6
2/11	at Samford	W 4-2
2/14	#75 TEXAS A&M - CC	W 4-1
2/16	NICHOLLS	W 7-0
2/19	at South Alabama	L 1-6
2/20	at Florida A&M	L 3-4
3/2	TROY	W 4-1
3/3	at #72 Tulane	L 2-5
3/4	LAMAR	W 5-2
3/14	at UT Arlington	L 2-5
3/15	at SMU	L 2-5
3/17	vs. #69 Wichita State	L 1-6
3/18	at #43 University of Arkansas	L 0-4
3/23	vs. Marquette	W 4-3
3/23	at #42 Boise State	L 1-6
3/24	vs. Nevada	L 3-4
3/31	vs. East Carolina	W 4-1
4/1	at #67 UAB	L 2-5
4/6	#56 MIDDLE TENNESSEE	L 3-4
4/15	#67 LOUISIANA	L 3-4
4/21	vs. #33 Memphis	L 0-4

*Conference USA Match

!Conference USA Championship

2011 (0-19)

Ninth place finish

at C-USA Tournament

1/22	at #18 Ole Miss	L 0-6
1/23	JACKSONVILLE STATE	L 1-6
1/29**	ALCORN STATE	W 5-2
2/4	vs. Cal Poly	L 0-7
2/5	at #68 UNLV	L 0-7
2/6	vs. New Mexico State	L 1-6
2/9	at South Alabama	L 0-7
2/11	at #28 Auburn	L 1-6
2/15	NICHOLLS STATE	L 2-5
2/19	at Stetson	L 0-6
2/20	at #1 Barry University (NAIA)	L 2-7
3/8	at #52 SMU	L 0-7
3/9	at UT-Arlington	L 3-4
3/12**	vs. Prairie View A&M	W 5-2
3/13**	at Lamar	W 5-2
3/20	FLORIDA A&M	L 3-4
3/26	at Memphis	L 2-5
4/1	UAB	L 2-5
4/2	EAST CAROLINA	L 3-4
4/3	TULANE	L 0-7
4/10	at Louisiana	L 1-6
4/21	vs. East Carolina	L 1-4

**Wins later Vacated Due to NCAA Infractions

2010 (0-11)

Tied for fifth at C-USA Tournament

1/30**	ALCORN STATE	W 7-0
2/2**	JACKSON STATE	W 7-0
2/5)	vs. UC Riverside	L 3-4
2/7	vs. New Mexico State	L 1-6
2/13	at #68 SMU	L 1-6
2/14**	at UT-Arlington	W 4-3
2/20	at #28 Auburn	L 1-6
2/24**	WEST FLORIDA	W 5-2
2/27	at #56 Clemson	L 1-6
2/28	STETSON	L 2-5
3/4	at Troy	L 1-6
3/11**	FLORIDA A&M	W 5-2
3/12**	WILLIAM CAREY	W 7-0
3/26	at #37 Alabama	L 2-5
3/28	MEMPHIS	L 3-4
4/1	vs. UAB	L 2-4
4/2**	at Tulane	W 4-1
4/3**	vs. East Carolina	W 4-1
4/11**	at UNO	W 5-2
4/23	vs. #41 Rice	L 0-4

**Wins later Vacated Due to NCAA Infractions

2009 (0-9)

Tied for third at C-USA Tournament

1/26**	ALCORN STATE	W 7-0
2/6	New Mexico State	L 2-5
2/7	Cal Poly	L 2-4
2/8**	#72 UNLV	W 4-3
2/15**	Florida A&M	W 4-3
2/17**	#75 UNO	W 5-2
2/20**	Troy	W 4-3
2/25	#74 South Alabama	L 1-6
3/4**	Nicholls State	W 5-2
3/6**	Louisiana	W 4-3
3/10**	Southeastern Louisiana	W 6-1
3/15	#31 Rice	L 2-5
3/20	#66 BYU	L 1-6
3/22	#53 Nebraska	L 1-6
4/3	UCF	L 3-4
4/4**	#70 East Carolina	W 5-2
4/5	UAB	L 3-4
4/17**	East Carolina	W 4-2
4/18	#32 Tulsa	L 0-4

**Wins later Vacated Due to NCAA Infractions

2008 (5-14)

Tied for fifth at C-USA Tournament

1/25	ALCORN STATE	W 7-0
1/26	#13 Alabama	L 0-7
2/1	#70 UNLV	L 1-6
2/2	St. Mary's College	L 2-5
2/8	#31 Auburn	L 0-7
2/9	#44 Arizona State	L 0-7
2/17	#18 LSU	L 0-7
2/22	CENTRAL FLORIDA	L 3-4
2/23	EAST CAROLINA	W 4-3
2/24	UAB	L 2-5
2/29	Charleston Southern	W 6-1
2/29	Citadel	W 4-3
3/1	SC State	L 1-4
3/1	Toledo	W 6-1
3/2	Florida A&M	L 3-4
3/21	NEBRASKA	L 2-5
3/26	SOUTH ALABAMA	L 2-5
3/27**	SOUTHERN	W 6-1
3/28**	S.E. LOUISIANA	W 4-3
3/30**	Troy	W 5-2
4/5	MEMPHIS	L 3-4
4/18	Tulsa	L 1-4

**Wins later Vacated Due to NCAA Infractions

2007 (10-10)

1/29	SOUTHERN	W 7-0
2/2	#66 UNLV	L 3-4
2/3	Montana State	W 5-2
2/4	Cal Poly	L 3-4
2/11	#21 Louisiana State	L 0-7
2/17	UAB	L 2-5
2/23	Charleston Southern	W 4-3
2/23	Erskine College	W 6-0
2/24	#31 Clemson	L 0-7
2/24	USC Upstate	L 2-5
3/9	INDIANA STATE	W 4-3



Men's Year-By-Year Results

3/12	LeTourneau University	W 7-0
3/16	Samford	W 6-1
3/17	Alcorn State	W 7-0
3/18	FLORIDA A&M	L 3-4
3/24	#18 South Alabama	L 0-7
3/28	TROY	L 2-5
3/29	S.E. LOUISIANA	W 6-1
4/6	Memphis	W 4-3
4/20	#48 SMU	L 0-4

2006 (5-14)

Tied for fifth at C-USA Tournament

1/29	#10 LSU	L 0-7
2/10	#59 UNLV	L 1-6
2/11	UC-Riverside	L 1-6
2/12	New Mexico State	L 2-5
2/24	UAB	L 1-6
2/26	East Carolina	W 4-3
2/26	Central Florida	L 0-6
3/10	Southern	W 6-1
3/11	Delta State	W 5-2
3/12	Troy	L 2-5
3/15	#58 Auburn	L 2-5
3/21	#65 Southeastern Louisiana	L 3-4
3/22	#43 Alabama	L 1-6
3/25	Samford	W 6-1
3/30	#38 South Alabama	L 0-7
4/10	Florida A&M	W 4-3
4/11	#4 West Florida (Div. II)	L 1-6
4/14	Nicholls State	W 7-0
4/15	#Louisiana-Lafayette	L 0-7
4/21	#28 Rice	L 0-4

2005 (13-9)

Tied for fifth at C-USA Tournament

2/3	Southern University	W 7-0
2/5	#12 LSU	L 0-7
2/12	Idaho State	W 4-0
2/12	#72 Denver	L 2-4
2/13	San Francisco	W 4-0
2/19	New Orleans	W 4-3
2/25	Charlotte	W 4-2
2/26	#54 USF	L 1-4
3/4	St. John's	W 4-1
3/6	Samford	W 5-2
3/8	Troy University	W 4-0
3/10	Nicholls State	W 6-1
3/12	Stetson	W 5-2
3/15	Florida A&M	W 4-2
3/16	Wisconsin-Green Bay	W 6-0
3/19	#73 Memphis	L 1-6
3/23	#62 Alabama	L 3-4
3/25	#46 South Alabama	L 2-5
4/3	Louisiana-Lafayette	L 1-6
4/11	Southeastern Louisiana	L 2-4
4/21	Charlotte	W 4-1
4/22	#42 TCU	L 0-4

2004 (8-14)

Tied for fifth at C-USA Tournament

1/21	#17 LSU	L 0-7
2/9	#28 Auburn	L 3-4
2/21	Samford	W 4-3
2/25	#2 Ole Miss	L 0-7
2/27	#69 Memphis	L 2-5
2/28	St. Louis	W 5-2
3/5	#40 Tulane	L 0-7
3/6	St. John's	L 2-5
3/12	Illinois State	W 4-3
3/13	#33 Oklahoma State	L 1-5
3/14	UNLV	L 3-4
3/16	The Citadel	W 5-2
3/17	College of Charleston	L 1-6
3/18	Coastal Carolina	W 6-1
3/21	Florida A&M	W 4-2
3/28	#72 UNO	L 2-4
4/1	Troy State	L 3-4
4/3	#59 South Alabama	L 1-6
4/9	Southern University	W 6-1
4/10	#54 Louisiana-Lafayette	L 1-6
4/15	Charlotte	W 4-1
4/16	#17 TCU	L 0-4

2003 (8-13)

Tied for seventh at

C-USA Tournament

1/26	#43 Alabama	L 0-7
1/30	#25 Mississippi State	L 1-6
2/1	Southern University	W 6-1
2/13	#13 Auburn	L 0-7
2/15	Samford	W 6-0
2/22	Louisiana-Lafayette	L 0-7
2/28-3/1	Conference USA Weekend	
2/28	St. Louis	W 4-2
3/1	#30 Louisville	L 0-5
3/2	East Carolina	W 4-2
3/9	Troy State	L 3-4
3/14-16	UNLV Classic	
3/14	San Francisco	L 2-4
3/15	Montana State-Billings	W 6-0
3/19	#66 Oklahoma State	L 0-7
3/27-30	UC Irvine Classic	
3/27	#33 Brown	L 1-6
3/28	Idaho	W 6-1
3/29	St. John's	W 5-2
3/30	Southwest Missouri State	W 5-1
4/6	#57 South Alabama	L 1-5
4/12	#19 Tulane	L 2-5
4/16	Marquette	W 4-1
4/17	#53 Louisville	L 0-4
4/18	Charlotte	L 3-4

2002 (10-11)

Seventh place finish at

C-USA tournament

1/24	#15 Mississippi State	L 1-6
1/27	#22 Alabama	L 1-6
2/16	Southern University	W 6-1
2/22-24	Louisville, Ky. Tournament	
2/22	#72 Memphis	L 2-5
2/24	DePaul	L 2-5
3/11	UT-Chattanooga	W 5-2
3/13-17	UNLV Classic	
3/13	NC State	W 4-3
3/14	#75 UNLV	L 1-6
3/15	Ball State	L 2-5
3/20	#28 LSU	L 1-6
3/23	Louisiana-Monroe	W 6-1
3/26-31	UC Irvine Classic	
3/28	Hawaii	W 6-1
3/29	UC Irvine	W 4-3
3/30	#57 Memphis	L 2-5
4/7	#26 Tulane	L 2-5
4/10	Southeastern Louisiana	W 6-1
4/12	Florida A&M	W 5-1
4/13	Louisiana-Lafayette	W 4-3
4/18-21	Conference USA Tournament	
4/18	Charlotte	W 4-3
4/19	TCU	L 1-4
4/20	UAB	L 2-4

2001 (13-9)

Sixth place finish at the

C-USA Tournament

1/25	#17 Mississippi State	L 2-5
2/2	#48 Alabama	L 2-5
2/3	#20 Miami (FL)	L 1-6
2/7	#16 South Alabama	L 0-7
2/17	Louisiana-Monroe	W 6-1
3/1	#19 LSU	L 1-6
3/3	Florida A&M	(rained out)
3/4	Troy State	W 4-3
3/7-3/11	Boise Invitational	
3/8	Albertson's College	W 7-0
3/9	BYU	L 3-4
3/10	Idaho	W 5-2
3/15	Southeastern Louisiana	W 7-0
3/20	New Orleans	W 4-2
3/23	Springhill College	W 7-0
3/28-4/1	UC Irvine Invitational	
3/29	Southwest Missouri State	W 7-0
3/30	#74 Illinois State	W 4-3
3/31	Texas A&M Corpus Christi	W 5-2
4/1	Memphis	W 4-3
4/7	Louisiana-Lafayette	W 5-1
4/14	#47 Tulane	L 3-4
4/20-4/22	C-USA Tournament	
4/20	#64 Louisville	L 3-4

4/21	DePaul	W 4-2
4/22	#71 Memphis	L 1-4

2000 (10-11)

Fifth place finish at

C-USA Tournament

1/28	#14 Mississippi State	L 0-7
2/11	Memphis	W 4-3
2/18	#75 DePaul	W 5-2
2/19	#75 Florida Atlantic	W 4-3
2/20	#46 Florida State	L 3-4
2/26	Samford	W 6-1
2/26	Southeastern Louisiana	W 6-1
3/2	#6 LSU	L 2-5
3/4	#8 Ole Miss	L 0-6
3/5	Florida A&M	L 2-5
3/9-3/11	Cellular Touch Air Classic	
3/9	Drake	L 3-4
3/10	#54 Ball State	L 2-5
3/11	Western Michigan	L 3-4
3/16	#68 Oklahoma State	W 4-3
3/22	Louisiana-Monroe	W 5-2
4/1	UNC Charlotte	W 4-3
4/2	Tulane	L 2-5
4/9	Louisiana-Lafayette	L 0-7
4/13-4/16	C-USA Tournament	
4/14	#48 Louisville	L 1-4
4/15	UNC Charlotte	W 4-2
4/16	Memphis	W 4-2

1999 (10-16)

Seventh place finish at

C-USA Tournament

1/5-1/9	Milwaukee Indoor Tennis Classic	
1/20	#7 Alabama	L 0-7
2/1	#3 Mississippi State	L 0-7
2/5	#75 Ark-Little Rock	L 2-5
2/6	Tennessee-Martin	W 5-1
2/20	#35 Auburn	L 1-6
2/26	#55 Florida State	L 3-4
2/27	Furman	W 5-2
3/3	#19 LSU	L 0-7
3/5-3/7	HEB Collegiate Team Tennis Championships	
3/5	#8 Baylor	L 0-4
3/6	#56 New Mexico	L 0-5
3/7	#42 UNLV	L 3-4
3/7	#51 Colorado	L 1-4
3/11-3/14	Boise State Invitational	
3/11	Indiana State	L 2-5
3/12	Idaho	W 4-3
3/13	Drake	W 6-1
3/15	Memphis	W 5-2
3/16	Texas-Pan American	W 6-1
3/20	Troy State	W 5-2
3/27	Southeastern Louisiana	W (forfeit)
3/31	Northeast Louisiana	L 3-4
4/4	Louisville	W 4-3
4/7	#26 Tulane	L 0-7
4/9	#29 Southwestern Louisiana	L 1-6
4/15-4/18	Conference USA Tournament	
4/16	Louisville	L 2-4
4/17	Memphis	L 3-4
4/18	UNC Charlotte	W 4-3

1998 (8-14)

Fifth place finish at

C-USA Tournament

1/24	#4 Mississippi State	L 1-6
1/25	#5 Mississippi	L 1-6
1/30	#20 Alabama	L 0-7
2/1	#26 Tulsa	W 5-2
2/12	#13 Auburn	L 0-7
2/14	#36 Florida State	L 1-5
2/21	New Orleans	W 7-0
2/28	#6 LSU	L 1-6
3/12-3/15	Boise State Invitational	
3/12	Michigan State	L 1-6
3/13	Drake	W 7-0
3/14	Indiana State	L 1-6
3/21	Southwestern Louisiana	L 2-5
3/31	#59 Ark-Little Rock	L 1-5
4/2	#54 New Mexico	L 0-7
4/3	#70 New Mexico State	L 1-6
4/4	UTEP	W 4-3



Men's Year-By-Year Results

4/6	Northeast Louisiana	W 4-3
4/10	#27 Tulane	L 2-5
4/16-4/19	Conference USA Tournament	
4/16	Saint Louis	W 5-0
4/17	#43 South Florida	L 0-4
4/18	Marquette	W 4-2
4/19	#49 UAB	W 5-2

1997 (16-9)

Second place finish at
C-USA Tournament

1/18	#3 Mississippi State	L 1-6
2/1	#28 Alabama	L 3-4
2/7	Troy State	W 7-0
2/8	#19 Auburn	L 2-5
2/15	#43 Florida State	L 2-5
2/19	#1 Auburn-Montgomery	W 6-1
3/4	New Orleans	W 7-0
3/8	#14 LSU	L 1-6
3/9	Southeastern Louisiana	W 4-2
3/12-3/15	Boise State Invitational	
3/13	#69 Wichita State	W 4-2
3/14	#40 Virginia Tech	L 3-4
3/15	Oregon	W 5-0
3/20	UNC Charlotte	W 5-2
3/21	Wofford College	W 5-2
3/22	#63 Wake Forest	W 5-2
3/27	Marquette	W 5-2
3/29	Texas-Arlington	W 4-1
3/29	Northeast Louisiana	W 4-3
4/1	#6 Mississippi	L 2-5
4/6	DePaul	W 6-1
4/12	#45 UTEP	W 4-3
4/17-4/20	Conference USA Tournament	
4/18	Louisville	W 4-2
4/19	#29 UAB	W 4-1
4/20	#41 Tulane	L 1-4
5/9	NCAA Region III Qualifying Tournament	
5/9	#22 Alabama	L 2-4

1996 (13-11)

Fourth place finish at
C-USA Tournament

1/20	#6 Mississippi State	L 1-6
2/9-2/11	25th San Diego Intercollegiate	
2/16	Troy State	W 7-0
2/17	Auburn	L 1-6
2/22	Southeastern Louisiana	W 6-1
2/24	Alabama	L 1-6
2/27	LSU	L 0-7
3/5	New Orleans	W 4-1
3/10	Tulane	W 4-3
3/11	SIU Carbondale	W 6-1
3/11	Texas Pan American	W 7-0
3/12	Idaho State	W 7-0
3/14-3/16	Boise State Invitational	
3/14	UTEP	L 3-4
3/15	Baylor	W 4-3
3/16	Drake	L 2-5
3/19	Mobile University	W 4-3
3/21	Samford	L 3-4
3/22	UAB	L 1-6
3/23	Middle Tennessee State	L 0-7
3/28	New Orleans	W 5-2
4/3	Southeastern Louisiana	W 4-0
4/13	Troy State	W 7-0
4/19-4/21	Conference USA Tournament	
4/19	Marquette	W 4-0
4/20	UAB	L 0-4
4/21	Tulane	L 3-4

1995 (10-6)

Fifth place finish at

Metro Conference Tournament

1/29	#3 Mississippi State	L 1-6
2/3	Troy State	W 5-2
2/4	Auburn	L 0-7
2/11	Alabama	L 0-7
2/20	Auburn-Montgomery	L 3-4
2/21	Mobile University	L 2-7
2/23	New Orleans	W 6-1
2/25	Belhaven College	W 6-3
3/5	Troy State	W 6-0
3/9	Creighton	W 9-0

3/12	Southwestern Louisiana	L 0-7
3/13	SIU-Edwardsville	W 5-2
3/25	Southeastern Louisiana	W 5-2
4/1	Southeastern Louisiana	W 5-2
4/2	Tulane	W 4-3
4/15	New Orleans	W 6-1
4/21-4/23	Metro Conference Championships	
4/21	Tulane	L 3-4
4/22	UNC Charlotte	W 4-1
4/23	Louisville	W 4-2

1994 (10-10)

Third place finish at

Metro Conference Tournament

1/29	Mississippi State	L 0-7
2/4	Samford	L 3-4
2/5	Auburn	(rained out)
2/12	Rollins (at Tampa)	W 5-2
2/12	Central Florida	(rained out)
2/13	South Florida	(rained out)
2/17	LSU	L 1-6
2/23	Belhaven	W 5-2
2/26	Southwestern Louisiana	L 2-5
3/5	Tulane	L 2-5
3/8	Southeastern Louisiana	L 2-5
3/14	Princeton	L 3-4
3/14	Washington State	W 7-0
3/15	Odessa JC	W 7-0
3/15	Montana State	W 6-1
3/16	Montana	W 7-0
3/17	Loyola-Marymount (CA)	W 7-0
3/26	New Orleans	W 7-0
3/27	South Florida	L 2-4
3/29	University of Mobile	L 3-4
4/2	Tulane	W 4-3
4/9	Southwestern Louisiana	L 2-5
4/10	Troy State	W 4-3
4/15-4/17	Metro Conference Championships	
4/15	Tulane	W 4-3
4/16	Virginia Commonwealth	L 1-4
4/17	Virginia Tech	W 4-1

1993 (11-10)

Fourth place finish at the

Metro Conference Tournament

1/30	Mississippi State	L 1-6
2/10	Belhaven	Rained Out
2/12-14	LSU Quad Match	
2/13	Centenary	W 6-1
2/14	LSU	L 0-7
2/17	Southeastern-Louisiana	L 3-4
2/21	Tulane	W 5-2
2/27-28	Arkansas-Little Rock Tournament	
2/27	Memphis State	W 6-1
2/27	Middle Tennessee State	L 3-4
2/28	Arkansas-Little Rock	W 4-3
3/6	USL Tri Meet	
	Southwest Texas State	W 6-1
	Campbell University	W 4-3
	Southwestern Louisiana	L 3-4
3/11-15	UNLV Quad	
	Oklahoma State	L 3-4
	Idaho State	W 4-3
	Texas Tech	L 2-5
3/15	Princeton (Pasadena CA)	L 3-4
3/19	Western Kentucky	W 7-0
3/24	South Alabama	L 4-5
3/26	Belhaven	L 3-4
3/27	William Carey	W 5-2
4/3	West Florida	W 5-2
4/7	Tulane	W 6-1
4/9	Southwestern Louisiana	W 4-3
4/16-18	Metro Conference Championships	
	Louisville	W 5-2
	Virginia Commonwealth	L 1-4
	South Florida	L 2-4

1992 (11-7)

Fifth place finish at the

Metro Conference Tournament

*Dates unavailable for matches.

	Auburn	L 1-8
	Tulane	W 6-3
	LSU (Indoors)	L 0-6

	Baylor (Indoors @LSU)	L 0-6
	Loyola-Marmount	W 6-0
	Colorado	L 3-5
	Weber State	W 5-2
	Northeast Louisiana	W 6-3
	Belhaven	W 5-4
	Southeastern Louisiana	L 0-6
	Southwestern Louisiana	L 1-5
	West Florida	W 5-4
	East Tennessee State	W 5-4
	Belhaven	L 3-5
	Missouri	W 5-0
	Arkansas-Little Rock	W 6-3
	Tulane	W 5-4
	Southwestern Louisiana	L 0-9

1991 (5-11)

Fourth place finish at the

Metro Conference Tournament

1/25	Oklahoma State	L 2-6
1/25	Baylor	L 2-5
2/2	Tulane	L 2-5
2/3	Southeastern Louisiana	L 0-6
2/8	Southeastern Louisiana	L 1-5
2/9	Auburn	L 1-8
2/10	Northeast Louisiana	L 4-5
2/11	Louisiana State	L 0-6
2/28	Belhaven	W 5-3
3/2	Southwestern Louisiana	L 1-5
3/8	Northeast Louisiana	L 4-5
3/9	Murray State	L 4-5
3/14	Arkansas-Little Rock	W 5-4
3/20	Belhaven	L 4-5
3/23	Southwest Texas State	L 3-5
3/24	Southwestern Louisiana	L 3-6
3/27	Georgia State	W 5-3
3/30	South Alabama	L 1-5
4/1	Tulane	W 5-2
4/12	William Carey	L 4-5
4/13	Arkansas-Little Rock	W 6-0
4/14	Southeastern Louisiana	L 3-6
4/19-21	Metro Conference Tournament	

1990 (11-10)

*Dates unavailable for matches.

	Southeastern Louisiana	L 1-8
	Auburn-Montgomery	L 3-5
	Valdosta State	W 6-0
	Alabama-Birmingham	L 1-5
	Belhaven College	L 2-6
	South Alabama	W 5-4
	Tulsa	W 5-1
	Arkansas-Little Rock	W 5-1
	Tulane	W 5-1
	South Alabama	L 4-5
	Tulane	W 6-2
	Louisiana State	L 0-6
	Middle Tenn. State	W 5-4
	Cincinnati	W 6-3
	Florida State	L 2-7
	Southwestern Louisiana	L 1-5
	West Florida	W 6-3
	Belhaven College	W 5-4
	Southeastern Louisiana	L 1-5
	Grambling	W 6-0
	Northeast Louisiana	L 2-7

1989 (7-10)

Tied for a fifth place finish at the

Metro Conference Tournament

*Dates unavailable for matches.

	Southeastern Louisiana	L 0-9
	Louisiana State	L 0-6
	Tulane	L 3-5
	Northeast Louisiana	L 3-5
	Centenary	W 7-2
	William Carey	W 7-1
	Baylor	W 5-4
	Memphis State	L 4-5
	USM Big Gold Invitational	
	West Florida	L 4-5
	Southwestern Louisiana	L 4-5
	Mobile College	W 7-2
	William Carey	W 6-0
	Tulane	W 5-2



Men's Year-By-Year Results

Florida State	L 3-6
North Florida	L 4-5
Southeastern Louisiana	L 0-6
Belhaven College	W 5-4
Metro Conference Tournament	

1988 (18-6)

Fifth place finish at the

Metro Conference Tournament

2/15	Mississippi College	W 7-2
2/19	Jackson State	W 9-0
2/20	Spring Hill	W 9-0 (Default)
2/27	Mobile College	L 3-6
2/28	University of Alabama	L 1-8
3/1	Millsaps	W 8-1
3/4	Tulane University	W 5-2
3/6	Southeastern Louisiana	L 0-9
3/10	Memphis State	L 3-6
3/15	University of Wisconsin	W 9-0
3/15	University of N. Alabama	W 6-0
3/16	Marquette University	W 8-1
3/17	Jacksonville State	W 8-1
3/23	William Carey	W 6-3
3/24	Mobile College	W 6-3
3/25	Grambling	W 5-4
3/26	Mississippi College	W 7-2
3/28	Jackson State	W 9-0
4/4	Mississippi State	L 1-8
4/5	Univ. of South Alabama	L 3-6
4/6	Millsaps	W 9-0
4/7	Tulane University	W 5-2
4/13	Spring Hill	W 9-0
4/15	William Carey	W 6-3
4/22-24	Metro Conference Tournament	

1987 (16-9)

Sixth place finish at the

Metro Conference Tournament

*Dates unavailable for matches.

	Kessler AFT	W 6-0
	Mississippi State	L 1-8
	Mississippi College	W 7-2
	Jackson State	W 7-2
	William Carey	L 4-5
	Mobile College	W 5-4
	Spring Hill	W 8-1
	Memphis State	W 6-2

	Millsaps	L 4-5
	Okaloosa-Walton	W 8-1
	Jacksonville	W 7-2
	Okaloosa-Walton Invitational	
	Northern Illinois	L 0-5
	Belhaven	W 5-4
	USM Invitational	
	Southeastern Louisiana	L 0-6
	Livingston	W 6-3
	Mississippi College	W 7-1
	Spring Hill	W 7-1
	Cougar Classic	
	Univ. of Houston	W 9-0
	Arkansas-Little Rock	W 5-1
	Baylor	L 0-6
	Millsaps	W 5-4
	Mississippi Intercollegiate	
	Invitational	
	Jackson State	W 8-1
	Mobile College	L 4-5
	Florida State	L 0-8
	Metro Conference Tournament	

1986 (15-10)

Seventh place finish at the

Metro Conference Tournament

*Match results not available.

1985 (19-8)

Seventh place finish at the

Metro Conference Tournament

*Dates unavailable for matches.

	Kessler AFB	W 9-0
	Jackson State	W 9-0
	South Alabama	L 1-8
	Southwestern Louisiana	L 0-9
	Tulane	L 2-7
	Spring Hill	W 8-1
	William Carey	W 8-1
	Oral Roberts	L 3-6
	Fort Rucker	W 9-0
	Florida State	L 0-9
	St. Leo	W 6-3
	Florida Southern	L 4-5
	Stetson	W 8-1
	Tampa	W 8-1
	Delta State	W 6-3

	Belhaven	L 2-7
	Spring Hill	W 7-2
	Kessler AFB	W 9-0
	Louisiana College	W 9-0
	Millsaps	W 6-3
	Southeastern Louisiana	L 3-6
	Alcorn	W 9-0
	William Carey	W 9-0
	Jackson State	W 9-0
	Alcorn	W 9-0
	Millsaps	W 9-0
	Delta State	W 7-2

1984 (21-4)

Fifth place finish at the Metro Conference Tournament

*Dates unavailable for matches.

	Kessler AFB	W 9-0
	Mobile College	W 9-0
	Eglin AFB	W 9-0
	Okaloosa-Walton	W 9-0
	Florida State	L 1-8
	St. Leo	W 8-1
	Tampa	W 9-0
	Stetson	W 7-2
	Auburn-Montgomery	W 5-4
	William Carey	W 9-0
	Mississippi State	L 2-7
	Univ. of New Orleans	W 6-3
	Mississippi College	W 9-0
	Millsaps	W 9-0
	Southeastern Louisiana	L 2-7
	Mobile College	W 9-0
	Alabama-Birmingham	W 6-3
	Millsaps	W 9-0
	Belhaven	L 0-9
	Mississippi College	W 9-0
	Tulane	W 5-4
	Livingston	W 9-0
	Spring Hill	W 9-0
	William Carey	W 9-0
	Delta State	W 8-1

Year-By-Year Coaching Records - Men's Tennis (Since 1951)

Year	Record	Pct.	Coach	1963	5-4	.556	E.L. Harrington	1986	18-9	.667	E.L. Harrington	2007	10-10	.500	Teddy Viator
1952	1-2	.333	Bartis Harper	1964	13-5	.722	E.L. Harrington	1987	15-7	.682	E.L. Harrington	2008**	5-14	.227	Teddy Viator
(1 yr)	1-2	.333	Bartis Harper	1965	8-6-1	.567	E.L. Harrington	(27 yrs)	407-179-2.694	E.L. Harrington	2009**	0-9	.000	Teddy Viator	
1953	6-2	.750	Lee Floyd	1966	10-4	.714	E.L. Harrington	1988	18-6	.750	Teddy Viator	2010**	0-11	.000	Teddy Viator
(1 yr)	6-2	.750	Lee Floyd	1967	13-3	.813	E.L. Harrington	1989	6-7	.462	Teddy Viator	(23 yrs)	212-241	.434	Teddy Viator
1951	7-4	.636	Wilbur Carr	1968	11-6	.647	E.L. Harrington	1990	11-10	.524	Teddy Viator	**Wins later Vacated Due to NCAA Infractions			
1954	8-8	.500	Wilbur Carr	1969	16-5	.762	E.L. Harrington	1991	5-11	.312	Teddy Viator	2011**	0-19	.000	Ki Kroll
(2 yrs)	15-12	.556	Wilbur Carr	1970	15-7	.682	E.L. Harrington	1992	11-7	.611	Teddy Viator	2012	9-15	.375	Ki Kroll
1955	1-12	.077	Raymond H. Clegg	1971	10-7	.588	E.L. Harrington	1993	11-10	.524	Teddy Viator	2013	15-10	.600	Ki Kroll
1956	7-5	.583	Raymond H. Clegg	1972	13-8	.619	E.L. Harrington	1994	10-10	.500	Teddy Viator	(3 yrs)	24-44	.338	Ki Kroll
1957	8-3	.727	Raymond H. Clegg	1973	10-7	.588	E.L. Harrington	1995	10-6	.625	Teddy Viator	**Wins later Vacated Due to NCAA Infractions			
1958	8-5	.615	Raymond H. Clegg	1974	14-11	.560	E.L. Harrington	1996	13-10	.565	Teddy Viator	2014	12-11	.521	Zubin Engineer
(4 yrs)	24-25	.490	Raymond H. Clegg	1975	16-6	.727	E.L. Harrington	1997	16-9	.640	Teddy Viator	2015	15-9	.625	Zubin Engineer
1959	7-3	.700	Toxie Luckey	1976	17-5	.773	E.L. Harrington	1998	8-14	.364	Teddy Viator	2016	16-8	.667	Zubin Engineer
1960	4-8	.333	Toxie Luckey	1977	18-9	.667	E.L. Harrington	1999	10-16	.385	Teddy Viator	(3 yrs)	43-28	.606	Zubin Engineer
(2 yrs)	11-11	.500	Toxie Luckey	1978	18-12	.600	E.L. Harrington	2000	10-11	.476	Teddy Viator	Overall			
1961	6-3	.667	E.L. Harrington	1979	22-12	.647	E.L. Harrington	2001	13-9	.591	Teddy Viator	743-544-2 (64 years) .581 winning percentage			
1962	11-4-1	.719	E.L. Harrington	1980	22-6	.786	E.L. Harrington	2002	10-11	.476	Teddy Viator				
				1981	25-8	.758	E.L. Harrington	2003	9-13	.409	Teddy Viator				
				1982	25-7	.781	E.L. Harrington	2004	8-14	.364	Teddy Viator				
				1983	17-6	.739	E.L. Harrington	2005	13-9	.591	Teddy Viator				
				1984	22-4	.846	E.L. Harrington	2006	5-14	.263	Teddy Viator				
				1985	17-8	.680	E.L. Harrington								



Southern Miss Tennis Complex

The Southern Miss Tennis program took a major step forward in the 2010 competition year with the opening of the Southern Miss Tennis Complex on the campus of Southern Miss in Hattiesburg, Miss.

The complex, built with state funds and by private donations, is situated at the corner of 38th Avenue and Pearl St., and has gravel parking accessible from 38th Ave.

It features 12 regulation size tennis courts with a stepped spectator area, bi-secting the courts in an even fashion. In groups of three, the courts also have gated walkways for easy player, coach, and staff access as well as spectator viewing areas on the opposite side. Between courts, players have benches to use for match and practice purposes and will be able to compete and break seamlessly with matches on neighboring courts.

The Golden Eagles have held all home matches and hosted tournaments at the complex throughout the year.





Conference USA



Conference USA begins its 22nd year during the 2016-17 season and continues to promote the accomplishments of the student-athletes.

C-USA continues this season with its 14 members: Charlotte, FIU, Florida Atlantic, Louisiana Tech, Marshall, Middle Tennessee, North Texas, Old Dominion, Rice, Southern Miss, UAB, UTEP, UTSA and WKU.

Debuting in 1995, Conference USA teams have combined for 93 bowl appearances in football, 104 NCAA Tournament appearances in basketball, including three Final Fours, 67 NCAA baseball appearances including six College World Series berths, 84 NCAA soccer tournament appearances including four trips to the College Cup, and 36 individual national champions in track and field and cross country.

Success is not limited to athletic achievement, however, as 207 Conference USA student-athletes have garnered Academic All-America honors, 722 have achieved academic all-district laurels and thousands of student-athletes have earned a college degree.

Conference USA sponsors competition in 19 sports – nine for men (baseball, basketball, cross country, football, golf, soccer, tennis, and indoor and outdoor track and field) and 10 for women (basketball, cross country, golf, soccer, softball, swimming and diving, tennis, indoor and outdoor track and field, and volleyball).

The league promotes the scholar-athlete ideal, honoring outstanding academic achievement with numerous conference-sponsored awards, including the Commissioner's Honor Roll and the Commissioner's Academic Medal as well as sport-specific All-Academic teams.

C-USA annually awards postgraduate scholarships, along with the Sport Academic Awards, Scholar-Athletes of the Year and the Institutional Academic Excellence Award. Additionally, Conference USA presents a Spirit of Service Award three times each year, recognizing student-athletes who excel on the field, in the classroom and give back to the community through significant service efforts and participation.

Success On The Playing Field

Conference USA performers have achieved great success in competition, placing the league among the top conferences in the nation.

Football

- 93 teams have earned bowl bids
- Eligible for the College Football Playoff
- Conference USA has 10 bowl affiliations through the 2019 season, securing a minimum of five berths annually. Conference USA has primary bowl tie-ins with the Gildan New Mexico Bowl, Hawai'i Bowl, Marmot Boca Raton Bowl, Miami Beach Bowl, Popeyes Bahamas Bowl, R+L Carriers New Orleans Bowl, St. Petersburg Bowl and Zaxby's Heart of Dallas Bowl, along with secondary arrangements with the Camping World Independence Bowl and the Lockheed Martin Armed Forces Bowl.

Men's Basketball

- 124 postseason teams (53 NCAA, 48 NIT, 11 CBI, 10 CIT, 2 LV16)
- One National Championship title game appearance
- Three Final Four teams
- Seven Elite Eight NCAA Tournament teams
- One NIT Champion and five NIT semifinalists
- Inaugural CBI Champion
- One CIT Championship
- Inaugural Las Vegas 16 Champion

Women's Basketball

- 51 NCAA Tournament appearances
- 56 WNIT appearances
- One Sweet 16 NCAA Tournament team
- Three WNIT semifinalists
- One WBI Champion

Baseball

- 67 NCAA appearances
- Six College World Series appearances (2009, 2008, 2007, 2006, 2005 and 2001)
- 14 Super Regional appearances
- Has produced at least four NCAA teams in 10 of the past 15 seasons

In addition to the numerous NCAA Tournament berths, C-USA has sent four men's soccer teams to the NCAA College Cup, three softball teams to the Women's College World Series and three volleyball teams to the NCAA Sweet 16. The league has also had 36 national champions in

NCAA track and field competition, one national champion in diving, and numerous NCAA individual and team competitors in cross country, golf, swimming, tennis, and track and field. Overall, Conference USA teams and individuals have made nearly 2,000 NCAA appearances.

Success Off The Field

C-USA institutions are among the nation's best in academic performance of student-athletes, bolstered by the fact that student-athletes at league schools have a higher graduation rate than the general student population. Among C-USA's 5,000 student-athletes, there are champions off the playing field as well. In 21 years, more than 30,000 student-athletes have been named to the Commissioner's Honor Roll or received the Commissioner's Academic Medal, indicative of outstanding achievement in the classroom.

C-USA On TV

C-USA enjoys significant television exposure through partnerships with ESPN, CBS Sports Network, American Sports Network (ASN) and beIN SPORTS. The multi-tiered selection process that is rooted in partnering with all four networks provides extensive national exposure for football, men's and women's basketball, and all other conference sports.

C-USA membership include institutions within eight of the Top 40 media markets and four in the Top 25 according to Nielsen. C-USA home markets this year will include more than 13 million TV households, a 30 percent increase from three years ago.

C-USA.TV

CUSA.TV officially launched last summer making all non-televised team sports available as part of a subscription package. The site will offer all events in one location so fans can watch home and away matchups of their favorite team or season long events from their favorite sport. The site will showcase weekly feature stories as well as postgame interviews, players of the week highlights and other exciting content.

C-USA in the Community

The conference's current footprint is concentrated with 14 members in 10 states and a combined area population of more than 30 million. With a commitment to community involvement, the conference developed several initiatives to maintain strong ties in C-USA cities, as well as with fans and alumni



Conference USA

across the country. C-USA schools also place a priority on giving back to their communities through volunteer service with local and national organizations. Individually, student-athletes are recognized each season through the Spirit of Service award.

Governance

Conference USA has significant representation in the NCAA governance structure. The presidents of the member institutions serve as the league's Board of Directors


A Proud History

Conference USA was formed in 1995 and quickly emerged as one of the nation's top conferences. The conference unveiled its name, logo and commissioner April 24, 1995, in Chicago. The league's charter members were Charlotte, Cincinnati, DePaul, Houston, Louisville, Marquette, Memphis, Saint Louis, Southern Miss, Tulane, UAB and USF. Eleven of the institutions began athletic participation in 1995, while Houston joined competition in the fall of 1996.

The league's headquarters were established in Chicago and, after nine years, relocated to the current office in Irving, Texas. Britton Banowsky was named Commissioner in October 2002, succeeding Mike Slive, the league's first Commissioner. In October 2015, Judy MacLeod became the league's third Commissioner.

C-USA added East Carolina (September, 1996) and the United States Military Academy (March, 1997) as football members. ECU began league competition in 1997; Army in 1998 and UAB began football play in 1999. The league brought in TCU and ECU (1999) for all sports and they began competition in 2001. USF started C-USA football in 2003. Marshall, Rice, SMU, Tulsa, UCF and UTEP became full-time Conference USA members for all sports in 2005.

In 2013, charter member Charlotte returned to C-USA and was joined by new members FIU, Florida Atlantic, Louisiana Tech, Middle Tennessee, North Texas, Old Dominion and UTSA. WKU joined the league on July 1, 2014.



2016 Women's Championship Results

Women's Tennis Championship

Adams Tennis Complex

Murfreesboro, Tenn.

April 21-24

First Round

- (8) Middle Tennessee 4, (9) WKU 3
- (4) Old Dominion 4, (13) UTSA 0
- (5) Marshall 4, (12) Florida Atlantic 0
- (7) Southern Miss 4, (10) UTEP 1
- (3) North Texas 4, (14) UAB 1
- (6) Louisiana Tech 4, (11) Charlotte 2

Quarterfinals

- (1) FIU 4, (8) Middle Tennessee 0
- (2) Rice 4, (7) Southern Miss 0
- (4) Old Dominion 4, (5) Marshall 0
- (3) North Texas 4, (6) Louisiana Tech 0

Semifinals

- (1) FIU 4, (4) Old Dominion 2
- (2) Rice 4, (3) North Texas 1

Finals

- (2) Rice 4, (3) FIU 1

2016 Men's Championship Results

Men's Tennis Championship

George Brown Tennis Center

Houston, Texas

April 22-24

Quarterfinals

- (2) Old Dominion 4 vs. (7) Florida Atlantic 1
- (3) Middle Tennessee 4 vs. (6) Charlotte 1
- (1) Rice 4 vs. (8) UTSA 0 - 2 p.m.
- (4) UAB 4 vs. (5) Southern Miss 2

Semifinals

- (2) Old Dominion 4 vs. (3) Middle Tennessee 1
- (1) Rice 4 vs. (4) UAB 1

Finals

- (2) Old Dominion 2 vs. (1) Rice 4