

C-USA

Head Coach
Scott Berry

RHP
Conor Fisk

RHP
Jay Myrick

INF/P
Bradley Roney

OF/P
Mason Robbins

**SOUTHERN
MISS**

2014 BASEBALL

NCAA REGIONALS: 2011, 2010, 2009, 2008, 2007, 2006, 2005, 2004, 2003, 1999, 1991, 1990

NCAA SUPER REGIONALS: 2009 | COLLEGE WORLD SERIES: 2009 | C-USA CHAMPIONS: 2003, 2010, 2011, 2013

2014 Southern Miss Baseball Schedule

Date	Day	Opponent	Site	Time
Feb. 14	Friday	Stony Brook	Pete Taylor Park	4 p.m.
Feb. 15	Saturday	Stony Brook	Pete Taylor Park	2 p.m.
Feb. 16	Sunday	Stony Brook	Pete Taylor Park	1 p.m.
Feb. 18	Tuesday	ULM	Monroe, La.	6 p.m.
Feb. 21	Friday	Louisiana-Lafayette	Pete Taylor Park	6 p.m.
Feb. 22	Saturday	Louisiana-Lafayette	Pete Taylor Park	1 p.m.
Feb. 23	Sunday	Louisiana-Lafayette	Pete Taylor Park	1 p.m.
Feb. 25	Tuesday	Alcorn State	Pete Taylor Park	6 p.m.
Feb. 26	Wednesday	Alabama	Pete Taylor Park	6 p.m.
Feb. 28	Friday	Troy	Pete Taylor Park	6 p.m.
Mar. 1	Saturday	Troy	Pete Taylor Park	2 p.m.
Mar. 2	Sunday	Troy	Pete Taylor Park	1 p.m.
Mar. 4	Tuesday	Florida	Pensacola, Fla. (Bayfront Stadium)	6:30 p.m.
Mar. 7	Friday	Missouri	Columbia, Mo.	6 p.m.
Mar. 8	Saturday	Missouri	Columbia, Mo.	2 p.m.
Mar. 9	Sunday	Missouri	Columbia, Mo.	12 p.m.
Mar. 11	Tuesday	New Orleans	Pete Taylor Park	6 p.m.
Mar. 12	Wednesday	South Alabama	Pete Taylor Park	6 p.m.
Mar. 14	Friday	Marshall*	Charleston, W.Va.	3:05 p.m.
Mar. 15	Saturday	Marshall*	Charleston, W.Va.	3:05 p.m.
Mar. 16	Sunday	Marshall*	Charleston, W.Va.	10:05 a.m.
Mar. 18	Tuesday	ULM	Pete Taylor Park	6 p.m.
Mar. 21	Friday	UTSA*	Pete Taylor Park	6 p.m.
Mar. 22	Saturday	UTSA*	Pete Taylor Park	2 p.m.
Mar. 23	Sunday	UTSA*	Pete Taylor Park	1 p.m.
Mar. 25	Tuesday	Ole Miss	Pearl, Miss. (Trustmark Park)	6:30 p.m.
Mar. 28	Friday	Florida Atlantic*	Boca Raton, Fla.	5:30 p.m.
Mar. 29	Saturday	Florida Atlantic*	Boca Raton, Fla.	3 p.m.
Mar. 30	Sunday	Florida Atlantic*	Boca Raton, Fla.	11 a.m.
Apr. 1	Tuesday	New Orleans	New Orleans, La.	6:30 p.m.
Apr. 2	Wednesday	South Alabama	Mobile, Ala.	6:30 p.m.
Apr. 4	Friday	Middle Tennessee*	Pete Taylor Park	6 p.m.
Apr. 5	Saturday	Middle Tennessee*	Pete Taylor Park	2 p.m.
Apr. 6	Sunday	Middle Tennessee* (FS1)	Pete Taylor Park	1:30 p.m.
Apr. 8	Tuesday	Mississippi State	Pearl, Miss. (Trustmark Park)	6:30 p.m.
Apr. 11	Friday	UAB*	Birmingham, Ala.	6:30 p.m.
Apr. 12	Saturday	UAB*	Birmingham, Ala.	2 p.m.
Apr. 13	Sunday	UAB*	Birmingham, Ala.	1 p.m.
Apr. 15	Tuesday	LSU	Metairie, La. (Zephyr Field)	7 p.m.
Apr. 18	Friday	Louisiana Tech*	Pete Taylor Park	6 p.m.
Apr. 19	Saturday	Louisiana Tech*	Pete Taylor Park	2 p.m.
Apr. 20	Sunday	Louisiana Tech*	Pete Taylor Park	1 p.m.
Apr. 22	Tuesday	Alabama	Tuscaloosa, Ala.	6:05 p.m.
Apr. 25	Friday	Rice*	Pete Taylor Park	6 p.m.
Apr. 26	Saturday	Rice*	Pete Taylor Park	2 p.m.
Apr. 27	Sunday	Rice*	Pete Taylor Park	1 p.m.
Apr. 30	Wednesday	Ole Miss	Oxford, Miss.	6:30 p.m.
May 2	Friday	Tulane*	New Orleans, La.	6:30 p.m.
May 3	Saturday	Tulane*	New Orleans, La.	2 p.m.
May 4	Sunday	Tulane*	New Orleans, La.	1 p.m.
May 9	Friday	East Carolina*	Pete Taylor Park	6 p.m.
May 10	Saturday	East Carolina*	Pete Taylor Park	2 p.m.
May 11	Sunday	East Carolina*	Pete Taylor Park	11 a.m.
May 15	Thursday	Charlotte*	Charlotte, N.C.	5 p.m.
May 16	Friday	Charlotte*	Charlotte, N.C.	2 p.m.
May 17	Saturday	Charlotte*	Charlotte, N.C.	10 a.m.
May 21-25	Wed.-Sun.	C-USA Tournament	Pete Taylor Park	TBA

Game times Central; Home Games in Yellow; * Conference USA game; Schedule subject to change

**SOUTHERN
MISS**

Table of Contents

General/Media Information

2014 Quick Facts.....	2
2014 Schedule.....	IFC
2014 Travel Plans.....	4
Baseball Radio Affiliates.....	6
Directions to Campus.....	7
IMG Sports Marketing.....	6
Local Hotels/Restaurants.....	8
Media Information.....	3
Media Outlets.....	5
Mileage to 2014 Opponents.....	7

The University

Academic Services.....	18
Athletic Director Bill McGillis.....	14
Athletic Training.....	20
The Baseball Center.....	25
Stephen Hatten Memorial Grove.....	24
Pete Taylor Park/Hill Denson Field.....	21
President Dr. Rodney Bennett.....	13
Professional Baseball.....	26
Right Field Roost.....	23
Senior Administrative Staff.....	15
Strength and Conditioning.....	19
This is Southern Miss.....	12

2014 Outlook

Baseball Outlook.....	28
-----------------------	----

2014 Coaching Staff

Scott Berry, Head Coach.....	32
Chad Caillet, Assistant Coach.....	36
Michael Federico, Assistant Coach.....	37
Clint Brown, Assistant Coach.....	38
Michael Shields, Baseball Operations.....	39
Patrick Stewart, Assistant AD/Equipment Ops.....	39
Support Staff photos.....	40
Mark Waller, Athletic Trainer.....	39

2014 Golden Eagles

2014 Player Bios.....	43
2014 Roster.....	42

2013 Season Review

2013 Conference USA Statistics.....	64
2013 Cumulative Statistics.....	62
2013 Miscellaneous Statistics.....	65
2013 Game Highs.....	66
2013 Results.....	63

2014 Opponents

All-Time Series Records.....	74
Opponents.....	68

Conference USA

2013 Honor Roll.....	81
2013 Postseason.....	82
Conference USA.....	78

History and Records

All-Americans.....	141
All-Time Coaching Records.....	145
All-Time Honor Roll.....	143
All-Time Letterwinners.....	95
Golden Eagles in the Draft.....	146
Individual Records.....	84
Major League Golden Eagles.....	148
Postseason Tournaments.....	139
Team Game Records.....	85
Top Season Performances.....	86
Top Career Performances.....	89
Team Season Records.....	92
Year-By-Year Batting.....	99
Year-By-Year Leaders.....	101
Year-By-Year Pitching/Fielding.....	100
Year-By-Year Results.....	109
Year-By-Year Summary.....	93



2014 Quick Facts

University Information

Founded	1910
City/Zip	Hattiesburg, Miss./39406
Enrollment	16,506
Nickname	Golden Eagles
School Colors	Black and Gold
Stadium	Pete Taylor Park/Hill Denson Field
Dimensions	340-365-400-365-340
Capacity	6,600
Conference	Conference USA
University President	Dr. Rodney Bennett
Alma Mater	Middle Tennessee (1990)
Athletic Director	Bill McGillis
Alma Mater	St. Thomas (1984)
Athletic Department Phone	601.266.5017
Ticket Office Phone	601.266.5418

Media Relations

Asst. AD/Media Relations	
(Baseball Contact)	Jack Duggan
Duggan's Office	601.266.5947
Duggan's Cell	601.596.5637
Duggan's e-mail	jack.duggan@usm.edu
Assoc. Director/Media Relations	Shirley Hill
Assoc. Director/Media Relations	Tim Andrzejewski
Assistant Director Media Relations	Chris Whitehead
Main Media Relations Phone	601.266.4503
Fax	601.266.4507
Pete Taylor Park Press Box	601.266.5684
Website	www.southernmiss.com

Coaching Staff

Head Coach	Scott Berry
Alma Mater	Southwest Missouri St. (1986)
Southern Miss Record	137-94 (Fifth Season)
Career Record	Same
Asst. Coach (Hitting)	Chad Caillet, 7th season
Alma Mater	Southern Miss (1999)
Asst. Coach (Pitching)	Michael Federico, 5th season
Alma Mater	Southern Miss (1999)
Volunteer Assistant	Clint Brown, 1st season
Alma Mater	West Alabama (2011)
Coor. of Baseball Ops.	Michael Shields, 4th season
Baseball Office Phone	601.266.6542
Baseball Office Fax	601.266.5427

Baseball Support Staff

Sport Administrator	Jeremy McClain
Faculty Athletic Representative	Dr. Dennis Phillips
Certified Athletic Trainer	Mark Waller
Strength and Conditioning	Anthony Hibbert
Event Management	Jake Kuennen
Academics	Carla Collins
Compliance	Kristi Pierce
Marketing	Kyle George
Student Managers	Jordan Burgess, Mitchell White

Team Information

2013 Overall Record	30-27
2013 C-USA Record (Finish)	15-9 (Tied 1st)
2013 Postseason	C-USA Tournament Finals (2-2)
Lettermen Returning/Lost	25/9
Starters Returners/Lost	4/5
Pitchers Returners/Lost	14/4*
NCAA Appearances (Most Recent)	12 (2011)
Consecutive NCAA Appearances	9

* includes one pitcher that also is a position player

Key Returners

Mason Robbins (Jr./OF)	.317/2/40
Austin Roussel (Jr./C-DH)	.330/1/14
Bradley Roney (Jr./3B-RHP)	.250/3/20;
	1-0/7 Svs./5.93
Conor Fisk (Sr./RHP)	4-3/3.23
Nick Johnson (Soph./RHP)	2-1/1.96

Top Newcomers

Dylan Burdeaux	INF-OF/Fr. (West Monroe HS)
Matt Durst	C/Jr. (Northeast Texas CC)
Ryan Milton	RHP/Jr. (Jones JC)
Christian Talley	LHP/Jr. (Pearl River CC)

Key Losses

Isaac Rodriguez (2B/Sr.)	.348/2/30
Dillon Day (OF/Sr.)	.324/1/18
Chase Fowler (C/Sr.)	.323/1/30
Andrew Pierce (RHP/Sr.)	9-2/2.57/98 Ks
Jake Drehoff (RHP/So. ^)	5-5/3.54

^ Signed a professional contract



Jared Bales

Media Information



Interviews Policies

For player and coaches interviews, please contact Jack Duggan in the Athletic Media Relations Office (601-266-4503) at least one day in advance of the requested interview.

All interviews, both players and coaches, MUST be arranged through the Southern Miss Athletic Media Relations Office, there are no exceptions to this rule.

Head coach Scott Berry is normally available each non-game day morning for interviews arranged in advance through the athletic media relations office.

After all games, Coach Berry and requested players will be available for interviews on the field, following a 10-minute, cooling-off period.

Rogers, Thames and Welch Baseball Center

The Rogers, Thames and Welch Baseball Center is closed to all members of the media without permission from the Athletic Media Relations Office.

Southern Miss Press Box

As a part of the recent expansion of Pete Taylor Park, the University of Southern Miss Athletic Media Relations Office is grateful to operate one of the finest collegiate press boxes in the nation.

The press box can accommodate 25-30 people in the main media room in addition to spacious radio booths for the home and visiting team and an oversized booth for television use. The press box is equipped with wireless internet capabilities and standard telephone lines. The press box can be ac-

cessed by the elevator in the main concourse. Admission to the press box is by working credential only.

Press Parking

The parking lot at Pete Taylor Park is reserved parking, with limited spots available to working media. For more information contact Jack Duggan. Open parking spots are available on a first-come basis at Reed Green Coliseum, located directly across 4th Street.

Media Services

The Athletic Media Relations Staff will be at your service throughout the game. All members of the media will be provided with pregame notes, scorecards, media guides and updated scores of other games. Final statistics provided include a complete box score and play-by-play, which will be available shortly after the completion of each game.

Internet service is available for the media's use. Please ask a media relations representative for the wireless access code. Refreshments are available throughout the game.

Working Credentials

Media credentials for Southern Miss home baseball games are issued through the Southern Miss Athletic Media Relations Office for working media only. Requests from sports editors of daily newspapers and sports directors of television stations, along with media agencies covering the visiting team, will receive top priority. Only radio stations with a full-time sports director, who conducts a daily sports show, will receive credentials. Requests from weekly newspapers and radio stations that cover Southern Miss or the visiting team on a regular basis will also be honored on a space-available basis.

Space will not be made available for professional scouts, spouses or dates. Non-working individuals will not be permitted in the press box at any time.

Request for working credentials should be e-mailed in advance of requested game(s) to Jack Duggan at Jack.Duggan@usm.edu. Credentials can

Southern Miss Athletic Media Relations Department



Jack Duggan
Assistant Director of
Athletics/Media
Relations



Shirley Hill
Associate Director of
Athletic Media Relations



Tim Andrzejewski
Associate Director of
Athletic Media Relations



Chris Whitehead
Assistant Director of
Athletic Media Relations



Ty Stewart
Office Manager

Media Information

be picked up at the Athletic Media Relations Office prior to the game or will be left at the "Will Call" window at the stadium ticket office at the entrance of Pete Taylor Park.

Photographers/Videographers

Only accredited photographers/videographers on assignment may work on the field.

Photographers can shoot from the outside corner of either dugout on the concrete areas or marked boxes only. They may also shoot in the camera wells at the top of either the first or third base side of the grandstand.

Road Game Credentials

Media members covering Southern Miss baseball may request credentials for road games either through the opposing sports information office or the Southern Miss Athletic Media Relations Office.

Internet

For the most up-to-date information on the Southern Miss baseball program including live video broadcast of all home games, news and notes log onto www.southernmiss.com.

Southern Miss

Baseball Contact Info:

Baseball SID: Jack Duggan

The University of Southern Miss

118 College Drive #5161

Hattiesburg, MS 39406-5161

Phone: 601-266-4503

Fax: 601-266-4507

Cell: 601-596-5637

Jack.Duggan@usm.edu

Pete Taylor Park Press Box: 601-266-5684

Southern Miss Gameday Hotline: 601-266-7411

Call Us Southern Miss



The Southern Miss Department of Athletics and its 16 NCAA Division I sports programs respectfully request that only Southern Miss be used in all references. Please refrain from using Southern Mississippi, So. Miss., So. Mississippi and the acronym USM. Also, please refer to us as the Southern Miss Golden Eagles or Golden Eagles for short.

Correct Usage: Southern Miss

Don't Use: So. Miss., So. Mississippi, USM

Southern Miss Baseball 2014 Travel Plans

Missouri

March 7 – March 9

Fairfield Inn & Suites
1115 Woodland Springs Ct
Columbia, MO 65202

Phone: 573-886-8888

Travel via Flight

Marshall

March 14 – March 16

Charleston Marriott Town Center
200 Lee Street East
Charleston, WV, 25301

Phone: 304-345-6500

Travel via Flight

Florida Atlantic

March 28 – March 30

Renaissance Boca Raton Hotel
2000 NW 19th Street
Boca Raton, FL 33431

Phone: 561-939-1564

Travel via Flight

UAB

April 11 – April 13

Courtyard Birmingham Homewood
500 Shades Creek Parkway
Homewood, AL 35209

Phone: 205-879-0400

Travel via Charter Bus

Tulane

May 2 – May 4

New Orleans Marriott Metairie
at Lakeway
3838 N. Causeway Boulevard
Metairie, LA 70002

Phone: 504-836-5253

Fax: 504-836-5258

Travel via Charter Bus

Charlotte

May 15 – May 17

Springhill Suites Charlotte University
Research Park
8700 Research Drive
Charlotte, NC 28262

Phone: 301-820-6014

Travel via Flight

Media Outlets

Wire Service

	Contacts	Phone	Fax	Web Site
The Associated Press (Jackson)	David Brandt	601-948-5897	601-948-7975	www.ap.org

State Newspapers

	Contacts	Phone	Fax	Web Site
Hattiesburg American	Tracie Fowler (GM)	601-582-4321	601-583-8244	www.hattiesburgamerican.com
	Jason Munz (BW)			
Sun Herald	Doug Barber (SE)	228-896-2100	601-961-7224	www.sunherald.com
Clarion Ledger	Zack Creglow (SE)	601-961-7000	601-961-7224	www.clarionledger.com
Brookhaven Daily Leader		601-833-6961	601-833-6714	www.dailyleader.com
McComb Enterprise-Journal		601-684-2421	601-684-0836	www.enterprise-journal.com
Meridian Star	Tony Tsoukalas	601-693-1551	601-485-1275	www.meridianstar.com
Mississippi Press	Creg Stephenson	228-934-1426	228-934-1454	www.gulflive.com
Natchez Democrat	Michael Kerekes	601-445-3633	601-442-7315	www.natchezdemocrat.com
NE Mississippi Daily Journal	John Pitts	662-842-2611	662-842-2233	www.djournal.com
Picayune Item	Curtis Rockwell	601-798-4766	601-798-8602	www.picayuneitem.com
Vicksburg Post	Steve Wilson	601-636-4545	601-634-0897	www.vicksburgpost.com
Columbian Progress	Mark Rogers	601-736-2611	601-736-4507	www.columbianprogress.com
The Student Printz	Josh Seabrook	601-266-4267	601-266-4263	www.studentprintz.com

Regional Newspapers

	Contacts	Phone	Fax	Web Site
Mobile Press-Register	Randy Kennedy (SE)	251-219-5689	251-219-5797	www.al.com
New Orleans Times-Picayune	Marcus Carmouche (SE)	504-826-3405	504-826-3401	www.nola.com

Television

	Contacts	Phone	Fax	Web Site
WDAM-TV (NBC/ABC-Hattiesburg, MS)	Austin Simmons	601-450-8343	601-584-9302	www.wdam.com
WHLT-TV (CBS-Hattiesburg, MS)	Jeff Haeger	601-545-2077	601-545-3589	www.whlt.com
WLOX-TV (ABC-Biloxi, MS)	A.J. Giardina	228-896-1313	228-385-1303	www.wlox.com
WAPT-TV (ABC-Jackson, MS)	Aslan Hodges	601-922-1652	601-922-1663	www.wapt.com
WJTV-TV (CBS-Jackson, MS)	T.J. Werre	601-372-6311	601-372-6311	www.wjtv.com
WLBT-TV (ABC-Jackson, MS)	Rob Jay	601-960-3333	601-960-4435	www.wlbt.com
WTOK-TV (ABC-Meridian, MS)	Lindsey Hall	601-693-1441	601-483-3266	www.wtok.com

Radio

	Contacts	Phone	Fax	Web Site
Southern Miss IMG College Network	John Cox	601-266-5017	601-266-6529	www.southernmiss.com
WXHR-FM (104.5-Laurel/Hattiesburg)	Tom Colt	601-544-0095	601-545-8199	www.rock104fm.com
WKZW-FM (94.3-Laurel/Hattiesburg)		601-583-9494	601-545-8199	www.kz94.com
WXHB-FM (96.5-Hattiesburg)		601-268-2965	601-264-5733	www.wxhbfm.com
WUSM-FM (88.5-Hattiesburg)		601-266-4287	601-266-4288	www.wusm.edu

Southern Miss IMG Sports Marketing

Southern Miss IMG Sports Network



John Cox
 Director of Sports
 Broadcasting
 "Voice of the
 Golden Eagles"

Veteran sportscaster John Cox, Director of Sports Broadcasting, is in his 36th season at the University of Southern Mississippi.

Among his many duties at Southern Miss, Cox handles the play-by-play broadcasts of Golden Eagle football, basketball and baseball. He also hosts the Southern Miss Sports Today television shows with Head Football Coach Todd Monken and Head Basketball Coach Donnie Tyndall, pregame radio shows and Golden Eagle Hotline radio shows.

Prior to moving to the radio booth, Cox called the

play-by-play on delayed telecasts of Southern Miss basketball from 1978 to 1981. In 1982, he handled the radio play-by-play duties for Golden Eagle football and switched back to the delayed television broadcasts of Southern Miss football for three years before assuming his current radio responsibilities.

In 1982, Cox began broadcasting Southern Miss baseball games and over the years, he also has handled broadcasts of Southern Miss women's basketball and has worked on the Fox Sports Net South and Comcast Sports Southeast (CSS) telecasts of Southern Miss baseball.

Six times he has been selected as Mississippi's Sportscaster of the Year, most recently in 2013.

A native of Middletown, Ohio, Cox received his bachelor's degree in radio, television and film from Southern Miss in 1978. He has two daughters, Joye, a graduate of Millsaps College, and Erin.

IMG College of Winston-Salem, N.C., the national leader in collegiate sports marketing, has served as the exclusive rights holder for Southern Miss Athletics since 2000 and will continue its partnership with Southern Miss at least through June of 2017.

The company maintains a staff and sales office at the Athletic Center on the Southern Miss campus and works closely with the Southern Miss athletics staff to develop, produce, and sell all sponsorship and promotional activities surrounding Golden Eagle Athletics.

The sales team, which has enjoyed great success and was cited by the organization as having the highest percentage growth of its corporate sponsorship production of any of the athletic programs represented in the company in 2005, is headed by Jamie Martin, Assistant Vice President/ General Manager, who has been with the IMG team since 2003 and who also was graduated at Southern Miss.

In 2005, she was the recipient of the "President's

Cup" as the outstanding sales representative in the company. Mark Buchanan and Jeremy Ward provide additional assistance for Martin as Buchanan started in the summer of 2012 and holds the title of Senior Account Executive and Ward started in the fall of 2013 and holds the title of Account Executive.

Broadcasts of Southern Miss athletics can be heard throughout the state of Mississippi and into parts of Louisiana, Alabama, Arkansas, and the Florida panhandle.

Partnered with Blakeney Communications, WXHR-FM "Rock 104" (104.5) in Hattiesburg-Laurel, Golden Eagle baseball enjoyed unprecedented coverage in its 2009 postseason with its largest ever network, which included five stations during its CWS run.

This season, Golden Eagle baseball games can be heard in five different markets including Hattiesburg (94.3, WKZW-FM), Columbia (96.7, WFFF-FM), Jackson (620 WJDX-AM) and Biloxi (640 WTNI-AM or 1490 WXBD-AM)Gulfport (96.7, WUJM-FM).

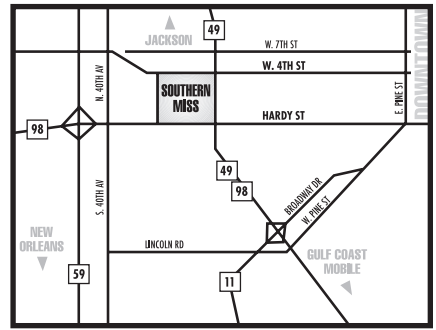
Southern Miss IMG College Network

Market	Station	Frequency	Power (Watts)
Flagship Station			
Hattiesburg/Laurel	WKZW-FM	94.3	50,000
Affiliates			
Biloxi	WTNI-AM	1640	10,000/1,000
Biloxi	WXBD-AM	1490	1,000
Columbia	WFFF-FM	96.7	6,000
Gulfport	WUJM-FM	96.7	4,300
Jackson	WJDX-AM	620	5,000/1,000

Travel Information

Mileage Chart

Stony Brook – Stony Brook, N.Y.	1,256	20:11
ULM – Monroe, La.	205	3:27
Alcorn State – Lorman, Miss.	154	2:54
Louisiana-Lafayette – Lafayette, La.	224	3:31
Alabama – Tuscaloosa, Ala.	183	2:49
Troy – Troy, Ala.	261	4:40
Florida – Gainesville, Fla.	488	7:45
Missouri – Columbia, Mo.	690	10:56
New Orleans – New Orleans, La.	109	1:48
South Alabama – Mobile, Ala.	94	1:51
Marshall – Huntington, W.Va.	762	11:46
UTSA – San Antonio, Texas	631	9:06
Ole Miss – Oxford, Miss.	257	4:17
Florida Atlantic – Boca Raton, Fla.	782	11:09
Middle Tennessee – Murfreesboro, Tenn.	424	6:07
Mississippi State – Starkville, Miss.	187	3:07
UAB – Birmingham, Ala.	235	3:35
LSU – Baton Rouge, La.	169	2:39
Louisiana Tech – Ruston, La.	238	4:01
Rice – Houston, Texas	435	6:38
Tulane – New Orleans, La.	112	1:50
East Carolina – Greenville, N.C.	863	13:10
Charlotte – Charlotte, N.C.	620	9:09



Directions

From the North (Jackson, Miss.): Take US 49 South. Once in Hattiesburg, you will see Roberts Stadium on the right. Turn right onto service road, immediately turn right (North) parallel to US 49. Go to first light, turn left onto West 4th St. Proceed to third light and take a left onto the campus.

From the South (Gulfport/Biloxi): Take US 49 North. Once in Hattiesburg, you will see Roberts Stadium on the left. Turn left onto the service road at the North end of the stadium. Immediately turn right and continue (north) to the light at West 4th St. Turn left at light. Proceed to third light and take a left onto the campus.

From the Southeast (Mobile, Ala.): Take (either) US 98 to US 49 North (or) I-10 West to US 49 North to Hattiesburg. Once in Hattiesburg, you will see Roberts Stadium on the left. Turn left onto the service road at the North end of the stadium. Immediately turn right and continue (north) to the light at West 4th St. Turn left and proceed to the third light. Take a left onto the campus.

From the Southwest (New Orleans): Take I-10 East to I-10/I-12/I-59 interchange and I-59 to Hattiesburg. Take US 98E/Hardy Street exit. Go to second light, North 38th Avenue, turn left. Go to next light (West 4th St.) and turn right. Baseball stadium on left and coliseum on right.

From the West: Take US 98 East. Cross over I-59. Go to second light, North 38th Ave., turn left. Go to next light (West 4th St.) and turn right. Baseball stadium on left and go to stop light. Take right at light onto campus.

Local Hotels/Restaurants

Recommended Local Hotels

Baymont Inn 123 Plaza Dr.	264-8380	Hampton Inn Hwy 98 West	264-8080
Candlewood Suites 9 Gateway Dr.....	264-9666	Hilton Garden Inn 133 Plaza Dr.	261-3770
Comfort Inn 6541 Hwy 49	264-1881	Holiday Inn 10 Gateway Dr.....	296-0302
Comfort Suites 122 Plaza Dr.	261-5555	LaQuinta 6563 US Hwy 49	268-2850
Courtyard By Marriott 119 Grand Ave.....	268-3050	Microtel Inn & Suites 105 Westover Dr.....	450-1592
Fairfield Inn 173 Thornhill Dr.	296-7777	University Inn 6563 Hwy 49	268-2850

Recommended Local Restaurants

Applebee's 3703 Hardy St.....	268-9230	Kentucky Fried Chicken 2701 Hardy Street.....	261-9259
Bianchi's Pizzeria 128 E. Front St.....	450-1263	La Fiesta Brava 6174 US Hwy 49.....	584-9484
Bop's Frozen Custard 3320 Hardy St.....	296-1228	Leatha's Bar-B-Que 6374 Hwy 98.....	271-6003
Buffalo Wild Wings 3 Churchill Street	288-7777	Lenny's 3704 Hardy St.....	296-0088
Brownstone's Restaurant 103 E. Front St.....	545-2250	Mugshots 204 N. 40th St.	271-2299
Caliente Grill 3319 Hardy St.....	261-5423	Pizza Hut 3610 Hardy St.....	544-2318
Conestoga Steak House Hwy 49 North.....	264-8816	Po-Boy Express 2511 W. 4th Street	582-9945
Crescent City Grill/ Purple Parrot Cafe 3810 Hardy Street.....	264-0657	Popeye's 105 N. 26th Ave.....	544-8750
Dickey's Barbeque 50 Cross Creek Pkw.....	450-1710	Raising Cane's 3509 Hardy St.....	264-2630
Domino's Pizza 3211 Hardy St.	264-2996	Qdoba Mexican Grill 3705 Hardy Street.....	450-4822
The End Zone 2505 W. 4th St.	583-8154	Strick's BBQ 3802 W. 4th St.....	264-2502
Five Guys Burgers and Fries 6095 US Hwy 98.....	268-5557	Sonic 3700 W. 4th Street	264-1244
Georgia Blue 4404 Hardy St.....	255-5492	Subway 2910 Hardy St.....	264-1473
Gold Post Sandwich House 2210 Hardy St.....	583-9454	Ward's 101 Thornhill Dr.....	264-4758
Jimmy John's 3317 Hardy St.	336-5713	Wendy's 201 Westover Dr.	264-8339
Keg and Barrel 1315 Hardy St.....	582-7148		

All numbers are 601 area code.


PROUD OFFICIAL SPONSOR OF SOUTHERN MISS BASEBALL



**PERSONALIZE
YOUR POWER**

EASTON

**THE NEXT GENERATION OF POWER BRIGADE BATS
HAVE ARRIVED AT EASTON.COM/POWERBRIGADE**



For the first time under Southern Miss coach Scott Berry, the Golden Eagle baseball team enjoyed a practice in which the team wore Halloween costumes at Pete Taylor Park.

The event was held a couple of days prior to inaugural Trick or Treat Game held on Oct. 31 at The Pete as part of the program fall world series. The Trick or Treat Game enabled kids to trick or treat as well as play games during the Eagles' contest that evening.

Above is a sampling of those pictures from that practice leading up to that game:

Halloween

Baseball Practice



The
University

The University of Southern Mississippi

Founded in 1910, The University of Southern Mississippi has grown from a small teachers' college into a comprehensive doctoral and research-driven university that is a haven for the arts with a tradition of success in both academics and athletics.

Southern Miss has a diverse student body of approximately 17,000 students from 56 different countries, all 50 states and every corner of Mississippi. We offer undergraduate and graduate degree programs in six degree-granting colleges with more than 180 degree programs. A dual-campus university, Southern Miss serves students on campuses in Hattiesburg and Long Beach, in addition to five teaching and research sites in Mississippi.

Characterized by history and tradition, the Hattiesburg campus sits on 300 acres in the heart of the Pine Belt. More than 180 buildings dot a landscape that has been transformed into a pedestrian-friendly environment for students, employees and visitors.

Southern Miss Gulf Coast is comprised of the Gulf Park campus and four teaching and research sites, bringing higher education to the three coastal counties of Mississippi.

Affording our students an experience that lasts a lifetime

- Offering more than 90 academic majors
- Providing support offices for freshmen like the First Year Initiative, Writing Center and Speaking Center
 - Home to top programs in Mississippi for nursing, education and accounting
 - Nationally recognized programs in the arts, polymer science and business
 - Offering study-abroad opportunities in 20 countries
 - Providing meaningful research opportunities for students through the Center for Undergraduate Research
 - Named one of the nation's top business schools by U.S. News & World Report
 - Home to the sixth oldest acceptance-based Honors College in the nation

Going beyond the boundaries of our campuses to enhance the quality of life in our state

- More than 51,000 hours of volunteer service logged by our students last year
- Hosting more than 300 arts events each year
- Responding to the challenges of a growing senior population through the Center on Aging
- Producing more than 800 health care professionals a year
- Providing a boost to start-up companies with The Accelerator, a 60,000-square-foot business incubator

- Monitoring environmental trends to ensure sustainable coastal and ocean ecosystems of the Gulf of Mexico through the Center for Gulf Studies, named the RESTORE Research Center of Excellence for the state by Governor Phil Bryant

Generating real-world solutions through transformative research

- Partnering with GE Aviation to focus on composites development processing for the GENx aircraft engine
- Leading the development of sports security management research and solutions through our National Center for Spectator Sports Safety and Security
- Investigating alternative energy sources through developing lightweight and flexible solar cells and researching the acceleration of algae decomposition to form biofuel
- Developing and testing temperature-resistant cushioning materials for helmets to enhance protection for athletes on the playing field and soldiers on the battlefield


Treasuring our history and traditions

- Performing since 1923, The Pride marching band is highly respected nationwide.
- We've won five Conference USA football championships, three NCAA track and field national titles and four Conference USA baseball championships.
- Winning national scholarships is a proud tradition of our Honors College. In 2013, Southern Miss accounted for the only Truman Scholarship winner representing a Mississippi university and two of the three Goldwater Scholarships awarded to students at Mississippi universities. Since 2006, Southern Miss students have collected seven Goldwater Scholarships, two Truman Scholarships, 10 National Science Foundation Graduate Research Fellowships and numerous other prestigious awards.



Dr. Rodney D. Bennett

University President



Dr. Rodney D. Bennett took office as the 10th President of The University of Southern Mississippi on April 1, 2013. Dr. Bennett came to Southern Miss from the University of Georgia, where he served as Vice President for Student Affairs. Dr. Bennett's selection as President

made history, as he became the first African-American president of a predominantly white higher education institution in the state of Mississippi.

Appointed to the presidency by the Board of Trustees of the Institutions of Higher Learning, Dr. Bennett is charged with serving as both the chief executive officer and principal educational officer of The University of Southern Mississippi. In general terms, the President is responsible to the Board of Trustees for every facet of institutional operations.

Specifically, the IHL Board delegates to its university presidents administrative control of the universities over which they preside. This includes responsibility for the administration of the divisions and departments of each institution and for keeping its expenditures strictly in harmony with the budget authorized by the IHL Board.

The president also must take the initiative in shaping the University's educational policy and academic standards in cooperation with the State Commissioner of Higher Education. The president has final authority over all employees. The president also is charged with the responsibility of maintaining appropriate standards of student conduct.


In the week following the Board of Trustees' announcement, the University's Hattiesburg campus was struck by a powerful tornado that ripped through not only Southern Miss but also

the surrounding community. No lives were lost, but several buildings on campus were damaged or destroyed. Dr. Bennett is currently leading the institution's recovery.

As Vice President for Student Affairs at the University of Georgia, Dr. Bennett was actively involved in all facets of student life, from improving facilities to creating service learning opportunities and celebrating the spirit of diversity on campus. He helped raise funds to enhance student life on campus and improved communications with faculty, staff, students and parents on the Athens campus and three UGA extended campuses.

Dr. Bennett served as Chair of the UGA Athletic Association NCAA Recertification process, including the institutional self-study. In addition, he was a member of the on-site committee for the Southern Association of Colleges and Schools, reviewing compliance areas related to student life and student affairs.

Dr. Bennett holds a Doctor of Education Degree in Educational Administration from Tennessee State University in Nashville, a Specialist in Education Degree and a Master of Education Degree in Educational Administration from Middle Tennessee State University in Murfreesboro, and a Bachelor of Science Degree in Mass Communication from Middle Tennessee State.



Bill McGillis

Athletics Director



When Bill McGillis was hired as only the school's sixth full-time director of athletics, the school inherited a 25-year veteran of athletic administration.

McGillis' appointment to become the Golden Eagles' athletic chief executive officer came on July 18, 2013,

in which he was introduced by Southern Miss president Dr. Rodney Bennett.

"Bill McGillis is a seasoned and experienced athletic administrator who has a proven record of helping student-athletes accomplish their academic and athletic goals," said Bennett that day. "He has built winning programs that compete at the highest levels, and has the ability to develop strong relationships with stakeholders. I have no doubt that Bill is the right person to best build on our tradition of athletics excellence and position us for future success."

McGillis joined Southern Miss from the University of South Florida, where he served as Executive Associate Athletic Director. In that role, he was the sport administrator for the football, baseball and softball programs and was responsible for leading the department's revenue-generating units, including marketing, ticket sales, licensing, merchandising and communications.

Throughout his six-year tenure at USF, which began in 2007, the university enjoyed extraordinary increases in tickets sales and other revenue streams. In 2007, football ticket sales nearly doubled from approximately 30,000 per game in 2006 to more than 53,000 per contest. Beginning in 2009, USF began a \$69 million facelift of its Athletics District, constructing six new venues, including new baseball and softball stadiums, soccer stadium and track stadium. Construction was completed over a 24-month period, and, based on the number of venues built at one time, is believed to be the single largest athletics project undertaken at a Division I institution in decades.

McGillis brings to Southern Miss more than 25 years of administrative experience in intercollegiate athletics. Prior

to his tenure at USF, he served as Director of Athletics at the University of Evansville from 2002 to 2007. At Evansville, McGillis initiated improvements to the university's basketball, administrative and weight room facilities, and increased scholarship support and funding. The Purple Aces baseball program achieved unprecedented success, winning the Missouri Valley Conference Championship for the first time. McGillis also spent nearly four years as the Senior Associate Athletic Director at the University of New Mexico, and 13 years at the University of Houston.

With his stint at Houston, which was a part of Conference USA at the time, McGillis became familiar with Southern Miss.

"Southern Miss is a place where you can achieve excellence," McGillis said at his introductory press conference. "History has proven that. You've done it over and over and over again in a lot of different sports.

"I want to be part of winning. You can win here. I also felt like it was a place that might need leadership at this time. I'm aware of the environment, I'm aware of what's happening in our industry and I wanted to be at a place where I thought I could make a difference, where I could move the needle and help people achieve their dreams."

McGillis, 50, earned his Bachelor of Arts degree in sports administration from St. Thomas University (Fla.) in 1984 and graduated from the Sports Management Institute Program in 1996. He and his wife Margie, both natives of Seattle, have five children—sons Jordan, Taylor and Will, and daughters Marissa and Gabrielle.



Senior Administrative Staff

Kent Hegenuer

Associate Director of Athletics/
Senior Internal Operations Director



Kent Hegenuer is in his second season as the Senior Internal Operations Director at Southern Miss after stepping into the capacity in January 2012.

Hegenuer serves as the department's chief internal operating officer and has direct oversight and provides leadership in the areas of budget, policies and procedures, facilities and premium seating.

He also has oversight and leadership roles in the areas of event management, personnel, ticket sales and ticket operations.

Hegenuer joined the Southern Miss staff in 2008 as the Associate Director of Athletics but added the senior role in 2012.

Prior to Southern Miss, he served as the Director of Ticket Operations at the University of South Carolina from 2005 to 2008 and the Director of Ticket Operations at Texas Christian University from 2003 to 2005.

In 2003, he ended a four-year stint at Michigan State University where he served as the Assistant Ticket Manager. He also had a two-year stop at C-USA member Tulane, where he was a ticket manager in 1998.

Hegenuer is a 1996 graduate of Indiana University.

Jeremy McClain

Deputy Director of Athletics



Jeremy McClain starts his second year as the Deputy Director of Athletics.

McClain oversees the daily marketing and ticket sales operations while supervising the athletics department development program, including the Eagle Club, major gifts and the Circle of Champions.

Prior to Southern Miss, McClain served five years as the Director of Athletics at Delta State, from 2007-12. Before becoming Athletics Director, he served as the Director of Development for the Delta State University Foundation during the 2006-07 academic year.

Prior to joining Delta State, McClain served as a Marketing Representative for Federated Insurance Company. From 2002-03, he was an Account

Executive for the Jackson Senators Minor League Baseball Team.

McClain played professional baseball for five years, where he was a three-time Central Baseball League All-Star.

McClain is a 1999 graduate of Delta State, where he was a Division II Baseball All-American.

Daniel Feig

Senior Associate Director of Athletics for
Administration and Compliance



Daniel Feig is in his first year as Senior Associate Director of Athletics for Administration and Compliance at Southern Miss. In his role as Senior Associate AD, Feig will have direct responsibility for the department's rules compliance program; provide oversight

of student-athlete services; serve as a sport administrator; and serve as a liaison to the university's General Counsel among other duties.

Feig comes to Southern Miss after spending the last two years as Director of Compliance at the University of Alabama. In his role with the Crimson Tide, Feig served as the primary contact for all rules interpretations and was responsible for the designing, coordinating and administering the rules education program to all coaches and constituent groups. In addition, he was the primary compliance contact for all Alabama football academic eligibility issues as well as the primary person for men's basketball in regards to compliance issues.

His duties at Alabama also included overseeing the school's APR and academic certification programs.

While at Alabama, Feig was a member of the State of Alabama's Athlete Agent Commission, in which he helped re-draft Alabama's agent law and re-wrote the University of Alabama's Academic Certification Policy Manual and made significant changes to the procedure to strengthen the academic certification process. He was the primary compliance contact for all promotional requests and coach/student-athlete appearances and a featured presenter at the "Group of 10" Compliance Summit at Regional Rules in May, 2013, which included 10 of the largest athletic departments' compliance leaders that get together yearly to discuss best practices for high-profile institutions.

Prior to working at Alabama, Feig worked as the Assistant Director of Athletics for Compliance at Arkansas State for two years. Before getting into athletics, he served as an associate attorney for

Senior Administrative Staff

both Carr, Allison, P.C. - for almost three years - and Rumberger, Kirk & Caldwell, P.A. for over three years, both firms in Birmingham, Ala.

Feig is a 1999 Bachelor of Arts graduate of Birmingham-Southern College, where he played on the soccer team there, earning Final Four spots in three of his four seasons there. He also holds a Juris Doctorate from the University of Alabama School of Law in 2003.



Sonya Varnell

Senior Associate
Director of Athletics/
Olympic Sports/Senior
Woman Administrator

Sonya Varnell is in her 8th year as the Senior Associate Director of Athletics as Senior Woman

Administrator.

In this role, Varnell provides oversight of 11 of the department's 16 intercollegiate sport programs, which includes complete management of the sport, including business and finance, facility development and fundraising.

She also directs and monitors the department's gender and minority equity plans, as well as coordinates fund raising efforts for the women's sport programs. Her other areas of responsibility include coordinating the department's performance evaluations and monitoring the hiring practice of the athletics department and provide diversity training workshops for the athletics staff.

Varnell joined the Southern Miss staff in 1999 as the SWA and added the senior associate title in 2005. Prior to Southern Miss, she was the Business Manager for Varnell Construction for one year and worked with the Alexander von Humboldt Foundation as a Bundeskanzler Scholar.

For four years, from 1993-97, she was the Coordinator of Multicultural Programs for Athletics at Nebraska, and a two-year stint as the Compliance and Academic Affairs Assistant for the Southeastern Conference preceded that. Varnell, a 1991 and 1989 graduate of Ole Miss, spent two years as the graduate assistant track and field coach for the Rebels after a four-year letter winning career.



Dr. Dennis Phillips

Faculty Athletics
Representative

Dr. Dennis Phillips is in his ninth season as the Faculty Athletic Representative to the department. Phillips provides input to the athletics department in

relation to budgetary matters, policy and governance and compliance, also serves as the voice of the faculty on all matters relating to intercollegiate athletics.

Phillips, a professor in the University's school of Human Performance and Recreation came to Southern Miss in 1992 as a Tenured Associate Professor. In 1999, he added the title of Graduate Coordinator for the school.

Prior to Southern Miss, he coordinated solicitation for the Volleyball Hall of Fame for a year and was the Assistant Director of Athletics at Springfield College for three years from 1987 to 1990. From 1978 to 1987, Phillips was the Basketball Administrator at Southwest Baptist University while also serving as a Tenured Assistant Professor of Health, Physical Education. A two-year stint as an admission counselor and Director of Intramurals and Physical Education teacher at Mount Marty College followed a two-year stop as a Physical Education and History teacher.

Phillips earned his doctorate at Springfield College in 1990 and his master's at Whitworth College in 1976. He earned his bachelor's at Pacific Lutheran in 1973.



Christi Holloway

Chief Financial Officer

Christi Holloway serves as the Chief Financial Officer for the USM Athletic Department and has done so since January 2012.

Prior to serving the department directly, Holloway has overseen the USM Athletic Foundation since 2001, a responsibility she still holds.

In this capacity, Holloway is responsible for determining the fiscal requirements, developing and monitoring the annual budget and maintaining all athletic financial records. Holloway prepares and analyzes all financial statements; reporting progress, adverse trends and appropriate recommendations and conclusions to the VP of Financial Affairs and reporting to the Athletic Foundation Board of Directors. She serves as the department's liaison to the University's audit, budget, and financial administration offices.

Senior Administrative Staff

Prior to Southern Miss, Holloway was the Assistant Comptroller for Georgia Gulf Chemical for two years and a Controller for J&R Restaurant Group from 1997 to 1999). From 1991 to 1997, she served as a CPA with a focus on Public Accounting.

Holloway is a two-time alumnus of The University of Southern Mississippi, earning her bachelor's in Accounting in 1991 and her MBA in 2005. She is also a licensed Certified Public Accountant.

Brent Jones

Associate Athletic Director/
Communications

Brent Jones enters his third year as the Associate Athletic Director for Communications at the University.



In this capacity, Jones serves as the department's chief marketing, advertising, and communication officer and has direct oversight and responsibility for the areas of sports information, licensing, video operations, multimedia, broadcasting, IMG College, and is the sport administrator for the university spirit squads.

Since his appointment to the position in June 2011, Jones has increased Twitter followers by 600% and Facebook likes by 300% and has launched numerous billboards campaigns.

Under Jones, the Golden Eagles saw record attendance for C-USA games against UCF and SMU, setting high-water marks for C-USA games for the school. Southern Miss was also featured on three CBS Sports Network specials that resulted in over \$400,000 worth of free national exposure and advertising.

Prior to Southern Miss, Jones spent five years at Georgia Southern, first as the Director of Eagle Sports Marketing and then as the Assistant Athletic Director of Eagle Sports Marketing. While there, he raised \$8 million in external funding through sponsorships, VIP suites, ticket sales and corporate trade outs. In addition, he secured the top three largest corporate sponsorships in the history of the GSU athletics program as well helped increase football season ticket revenue by 100 percent over that span.

Jones also spent one year as the Director of Game Day Operations for Rebel Sports Marketing at Ole Miss.

Jones is a 2004 graduate of Oglethorpe University where he earned his degree in History and Secondary Education while also participating as a member of the school's baseball team. He also holds his master's degree from the University of Mississippi.



Brian Morrison

Associate Athletic Director/
Major Gifts

Brian Morrison begins his second year as the Associate Athletic Director for Major Gifts, a position he began in March 2012.

Morrison returns to the department after a 14 - month stint with the University's Foundation where he served as a development officer.

As the director for major gifts, Morrison is tasked with identifying and securing donors for major and planned contributions to the athletic department. He is also charged with coordinating the process of receiving gifts used by the department for scholarships and other budgetary needs.

Morrison previously served the department as the Coordinator of Athletic Marketing and Sales in 2008 after serving as the graduate assistant in 2007.

During his time in athletics, Morrison also assisted in increasing football ticket sales by 10 percent, setting a school record in 2008 as the University averaged recording-breaking crowds in both attendance and season average during the 2008 and 2009 football seasons. He oversaw, sold and serviced hospitality tailgating tent sales for football and baseball that generated over \$18,000 per season.

He developed and implemented promotional tickets nights at basketball, baseball and football games, such as the "Family Four Packs," "Two for Tuesdays," "Military Mondays," and various others. He also began a new ticket/annual fund package for recent USM graduates and in which it tripled in size in one year.

Morrison earned his bachelor's degree from Ohio University in 2007 and his master's from Southern Miss in 2008.

Academic Success

Golden Eagle student-athletes understand that achieving a quality education is the most important thing in their collegiate life. However, with the demands of each athlete's athletic pursuits, balancing both is, at times, difficult to achieve. Thankfully, the Southern Miss Student Academic Enhancement Program (SAEP) helps its student-athletes attain and maintain that balance by providing quality academic support services. The mission of the SAEP is designed to give Golden Eagle athletes needed support to assure that academic success is realistic, not only during the athlete's playing days, but also after his or her eligibility has expired.

- The SAEP emphasizes making the academic career at the university one of production, by counseling student-athletes in a variety of areas, including course selection and degree plans.

- The SAEP also focuses on preparing the student-athlete for life beyond graduation.

- Aided with the help of tutors, the SAEP offers individualized tutoring in all courses and an academic center that includes a study hall and full access computer lab.

- In addition, the SAEP also monitors NCAA eligibility requirements for the student-athletes, ensuring participation in their respective sports.

- Golden Eagle student-athletes also are involved in a variety of individual and group community service projects, along with life skills programs that further develop the overall person.


- The graduation rates of all student-athletes at Southern Miss are higher than those of non-athletes.

- Golden Eagle athletes are consistent members on the President's and Dean's Lists, as well as among the leaders in Conference USA scholars.

- During the 2012-13 academic year, there were 33 student-athletes to make the Conference USA Commissioner's Academic Medal list for a grade point average of 3.75 or better, while 126 made the Commissioner's Honor Roll.

- Twelve different Southern Miss student-athletes captured C-USA All-Academic Team honors for their respective programs during 2012-13 while two Golden Eagle student-athletes garnered CoSIDA Academic All-District Accolades.

Austin Roussel was named to the 2013 Conference USA All-Academic baseball team. The Golden Eagles have had at least one player make the team since its inception during the 2007 campaign.



Strength and Conditioning

The Golden Eagle baseball team strives to play at its peak level each week during the season.

To do that, much preparation, hard work and dedication is needed, to attain the high performance that is associated with Southern Miss baseball each year. Physical preparation and conditioning is the foundation to that success. Each player understands that offseason work is the stepping stone to the next season, and without hard work, dedication and many hours of training, becoming a champion is impossible.

Located in the Athletic Center, the Southern Miss Strength and Conditioning program has two main goals – helping athletes to enhance their individual performance potential and aiding in the prevention of injuries through training.

The strength and conditioning program builds a workout plan that will enhance the weakest phase of each individual's ability. If each person is only

as strong as their weakest link, the program strives to make that weak link strong. The athletes receive a specialized workout that concentrates on improving their performance levels geared to sport specific training acumens.

The spacious floor area features 4,300 square feet of workable space, more than doubling the size of the previous weight room, while the workout area features equipment from some of the leading manufacturers of training equipment in the nation, including Power Lift, Hammer Strength and Life Fitness. There are 12 training platforms and 12 racks. Also, a number of workout machines that target each of the major muscle groups in the body, along with dumbbells and cardiovascular equipment.

Under the direction of renowned strength coach Mark Smith, the Golden Eagles also train for championship seasons with assistant coach Anthony Hibbert.



Athletic Training

Bumps, bruises, aches and pains are all common when playing a varsity sport, especially with practices, games, weight training and conditioning drills, which are all parts of a student-athlete's collegiate life. But thanks to the hard work and devotion of Southern Miss' Certified Athletic Trainers and Student Athletic Trainers, Golden Eagle athletes receive the highest level of medical care possible in order to remain on the field of competition. Southern Miss also has a quality group of team physicians who meet all of the medical needs of the 16 athletic teams at the University. The team physicians are specialized and skilled in the various types of injuries and Sports Medicine conditions that can occur in athletic competitions.

The Sports Medicine Program revolves around three major aspects – prevention of athletic injuries, treatment and rehabilitation of those injuries, and recognition of injuries and medical conditions that require referral to appropriate medical personnel. The athletic center, constructed in 2002,

allowed for an approximately 4,000 square foot state-of-the-art athletic training facility in which all student athletes receive pre-practice and pre-game preparation, rehabilitation of injuries, and physician examinations.

The athletic training room is an open area where Assistant Athletic Director/Sports Medicine Todd McCall and his staff can view all the aspects of sports medicine. There are 11 examination tables in the 4,000-square foot room, nine of which are housed in the main athletic training room while the other two are housed in the physician suite examination rooms, allowing for patient-physician privacy.

The facility also houses a state-of-the-art hydrotherapeutic swimming pool, which provides athletes with water resistance to speed up the rehabilitation process, while decreasing stress on the injured body parts. Along with the hydrotherapeutic pool, the facility also benefits student-athletes with an in-house X-ray unit, which assists the Sports Medicine Staff and Physicians in diagnosis of athletic related injuries.



Pete Taylor Park/Hill Denson Field

“The Pete”



In Southern Miss folklore, the names Pete Taylor and Hill Denson are legendary. Not only are the two among the greatest coaches in school history, but they also are immortalized as the namesakes of the Golden Eagles’ home stadium.

Pete Taylor Park/Hill Denson Field has been the home of Southern Miss baseball since 1984, when the facility was opened. “The Pete” as it is nicknamed, has seated more than a million fans who have entered its gates. During that time, the Golden Eagles have been regularly among the top teams in the nation in attendance.

The stadium is named in honor of C.J. “Pete” Taylor, who remained a dedicated Golden Eagle fan after serving the University in a variety of capacities until his retirement up until his death in May of 2011.

Taylor became the 10th baseball coach in Southern Miss history and guided the Golden Eagle baseball program from 1959-83.

In 1999, Hill Denson Field was added to the name of the park in honor of the man, who carried the torch after Taylor and took the baseball program to the next level, a higher status where it currently competes today.

One of Taylor’s pupils, Denson took the reins from his mentor in 1984 and took the Golden Eagles to unprecedented heights.



In his 14 seasons as the head coach at Southern Miss, Denson compiled a 468-386-2 record, guiding the program to 10, 30-win seasons, two 40-win seasons and two trips to the NCAA Regional Tournament, the school’s first in all three categories.

The stadium features chairback seating for 2,054 fans and bleacher seating for 1,212, after its most recent renovation prior to the 2012 season. The facility upgrade extended the main grandstand past each dugout to give it a more overall stadium look. The extended grandstands eliminated the bleacher seating that had been utilized down each of the base lines.

The stadium also has media facilities and a popular right field lounge area known as the “Right Field Roost,” which has reserved parking for 40 vehicles and is equipped with barbeque grills.

Since the park first opened, it has undergone numerous improvements. In 1991, the press box was enlarged to handle radio and television broadcasts. A concession area, permanent restroom facilities and an electronic scoreboard were also added.

Over the years, other additions have included expanded sunken dugouts, an automatic underground watering system, underground french drainage system, a full-size infield tarp, Triple A specification lighting system, a state-of-the-art public address

Pete Taylor Park/Hill Denson Field



system, four covered batting cages equipped with pitching machines and covered bullpen mounds.

Pete Taylor Park is complemented by the Rogers, Thames and Welch Baseball Center, which opened its doors in August of 2001. It is located adjacent to the bleachers behind home plate and on the first-base line. The complex provides the Golden Eagle program with several amenities including a team locker room, training room, meeting room, an area for equipment storage and distribution, a laundry area, as well as coaches' offices and dressing rooms for coaches and umpires. During the summer of 2003, the parking lot was paved and ornamental fencing replaced the fence and gates at the entrance of the park. A new scoreboard was added in the 2005 summer with an electronic video board.

The 2008 season saw the addition of 12 luxury suites and a new press box. This addition makes "The Pete" one of the few collegiate baseball stadium in the nation that offers luxury suites.

The addition includes two levels, both of which are accessible by elevator. There are eight luxury boxes on the first level and the second level consist of four suites and a working press box. There are also spacious booths for both home and visiting radio broadcast, a game operations booth and a larger booth to accommodate live television needs.

Following the 2013 season, the playing field got a makeover as the entire ballpark was resurfaced for the first time in over a decade.

Because of the tradition of the program as well as the first-class facilities offered at "The Pete," Southern Miss has been selected to host several tournaments, including the 1990 Metro Conference Tournament, the inaugural Conference USA Tournament in 1996, the 2003 NCAA Hattiesburg Regional Tournament, 2005 C-USA Tournament and the 2009 C-USA Tournament.

That long line of hosting tournaments will continue this spring.

The program will play host to its fourth C-USA Tournament here at the facility, marking the most

Pete Taylor Park/Hill Denson Field

Seating: 3,266

(2,054 chairback seats; 1,212 bleacher seats)

Suites: 12 (eight on second level and four on third level)

Playing Surface: Tifton 419 Hybrid Bermuda

Record Crowd: 5,689

(March 30, 2011 vs. Ole Miss)

Dimensions:

LF: 340, **CF:** 400, **RF:** 340, **Alleys:** 365

Top Crowds at "The Pete"

Attendance	Opponent	Date
1. 5,689	Ole Miss	3/30/11
2. 5,658	LSU	4/9/08
3. 5,377	Ole Miss	4/5/05
4. 5,177	Mississippi State	4/26/06
5. 5,132	Ole Miss	4/11/07
6. 4,770	Mississippi State	4/25/06
7. 4,760	Mississippi State	4/7/04
8. 4,705	Ole Miss	4/22/09
9. 4,673	Ole Miss	3/23/04
10. 4,601	Baylor [^]	6/1/03
11. 4,525	Mississippi State	4/22/08
12. 4,464	Mississippi State	4/23/08
13. 4,553	Southern [^]	5/30/03
14. 4,551	Mississippi State	5/18/10
15. 4,526	Ole Miss	5/14/13

[^] - NCAA Hattiesburg Regional

by a league school since the inception of the conference during the 1996 campaign.

With all these events, Pete Taylor Park/Hill Denson Field has developed into one of the top baseball park destinations in the South and is among the best in the nation. The facility not only serves as the home for Golden Eagle baseball, but also is used by various American Legion and high school championship and all-star events.



The Golden Eagles' Right Field Roost

The "Right Field Roost" consists of 40 assigned areas behind the right field wall and down the right field foul line, where fans can park their vehicles and tailgate, socialize, watch good college baseball and support the hometown team.

This area began as an informal gathering place where fans brought their grills to cook-out when Pete Taylor Park/Hill Denson Field opened in 1984. By the late 1980s, it became such a popular area, that it was organized by former Head Coach Hill Denson and spots were assigned and sold on a season basis.

Now, it has become an integral part of the tradition and atmosphere of the "The Pete". Any given game, "The Roost" will be so full of spirited fans that they are lined up three to four rows deep, barbecuing an assortment of items, visiting with their friends, cheering on the Golden Eagles and heckling the opposing outfielders or pitchers warming up in their bullpen and when the opposing team strikes out or makes an error.

The "Right Field Roost" is sold out each season, and the fun and excitement that it generates causes the waiting list to grow bigger and bigger each year.



Stephen Hatten Memorial Grove



The Stephen Lane Hatten Memorial Grove serves as a living memorial to former Golden Eagle Stephen Hatten, who lost his long battle with cancer on May 2, 1998.

The Grove is located behind the Rogers, Thames and Welch Baseball Center just inside the main entrance to Pete Taylor Park.

Hatten, a Hattiesburg High product who signed with Southern Miss in 1992, was diagnosed with leukemia about the same time he decided to attend Southern Miss. He missed his entire freshman season while battling the disease, but came back in 1994 to play in five games as a catcher for the Golden Eagles. That summer, the cancer that had been in remission returned, spelling an end to Hatten's playing career.

Despite his battle for life, Hatten remained in school and graduated with honors. In 1997, he received the R. J. Bishop Mississippian Award, the University's highest student honor given annually to a student who endures and overcomes hardships in pursuit of a degree from Southern Miss.



At the time of his death, Hatten had already been accepted to the University of Mississippi Medical School in Jackson. The State College Board approved a request from the Southern Miss Foundation for the construction of The Grove. The money to finance the project was raised through individual donations.

In addition to The Grove, there is also an Athletic Scholarship Endowment in the name of Stephen Hatten that is awarded every year to a deserving Southern Miss baseball player.



Rogers, Thames & Welch Baseball Center



Since its opening in 1984, Southern Miss' Pete Taylor Park/Hill Denson Field has been one of the premier collegiate baseball facilities in the South. Now with the addition of the Rogers, Thames and Welch Baseball Center, this facility has elevated its status even more.

The facility was made possible by numerous donors, with major contributions from Charles "Bubba" and Sharon Rogers, Clay and Cindy Thames, Scott Thames and Nick and Gigi Welch, who provided the majority of the total cost of the facility.

In November of 2000, Southern Miss broke ground on the project, the foundation was laid in December and the walls and roof were completed in January. In August 2001, the baseball center opened its doors and what was once a dream, became a reality.

The 6,000-square foot facility, adjacent to the

"The Rogers, Thames and Welch Baseball Center brought a new dimension to our program, and the success we have had on the field since is no coincidence. This building helped put Southern Miss baseball on the map."

Southern Miss
Head Baseball Coach
Scott Berry

first base side of the park, was completed and in use for the 2002 baseball season.

With the addition of the center, current and future Southern Miss players have a home that rivals that of any other institution in Conference USA, if not the country.

The center, funded totally by private donations, provides state-of-the-art facilities, including a team locker room, training room, players lounge, an area for equipment storage and distribution, a laundry area, as well as coaches' offices and dressing areas for coaches and umpires. There is also a large lobby area at the entrance of the building, displaying the history and tradition of the baseball program.



Professional Baseball

Southern Miss baseball players have enjoyed success in professional baseball, as former Golden Eagles can be found on major league and minor league rosters. Southern Miss' reputation for training and producing professional caliber talent each year has steadily increased.

Southern Miss has had 68 players drafted 76 times since 1966, including 18 in the top 10 rounds and 11 in the top five rounds. The Golden Eagles had two players (Tommy Davis – 1994; Brandon Parker – 1997) get drafted in a program-high second round. Former standout B.A. Vollmuth was chosen in the third round by the Oakland Athletics in the 2011 MLB First-Year Player Draft.

The Golden Eagles have had at least one player drafted in 11-straight years (2001-11), including four in 2006, 2008, 2009, and 2011, five in 2004 and three in 2003.

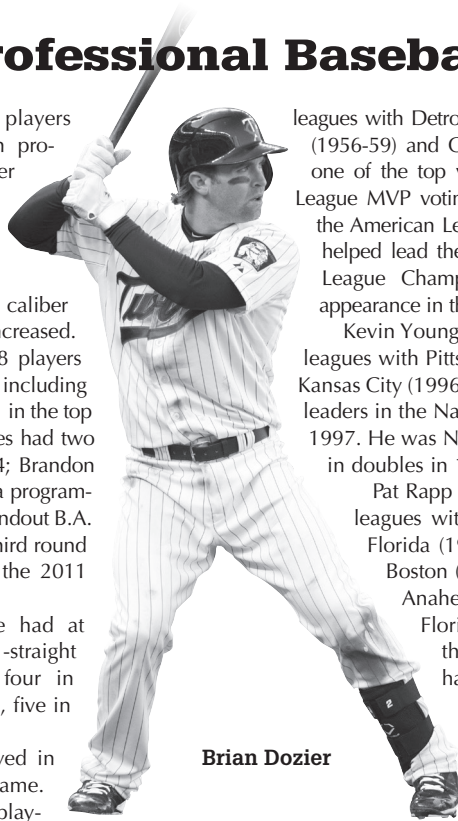
Sixteen players have played in at least one major league game. Southern Miss has had three players who finished in the Top 25 voting for either American or National League Most Valuable Player honors.

Five Golden Eagles have helped lead their respective teams to 13 American or National League Division Championships, including three players who played in the World Series.

Jim "Peanuts" Davenport played 13 years in the major leagues with San Francisco (1958-70), and was one of the top vote leaders in the National League MVP voting in 1962. In that same year, he won a gold glove at third base, was named to the all-star team and helped lead the Giants to the World Series.

He served as the skipper of San Francisco in 1985. He was seventh in doubles in the National League in 1961.

John "Bubba" Phillips played 10 years in the major



Brian Dozier

leagues with Detroit (1955, 63-64), Chicago, AL (1956-59) and Cleveland (1960-62), and was one of the top vote leaders in the American League MVP voting in 1961. He was ninth in the American League in doubles in 1959 and helped lead the White Sox to the American League Championship that year and an appearance in the World Series.


Kevin Young played 12 years in the major leagues with Pittsburgh (1992-95, 97-03) and Kansas City (1996) and was one of the top vote leaders in the National League MVP voting in 1997. He was No. 10 in the National League in doubles in 1998 and No. 7 in 1999.

Pat Rapp played 10 years in the major leagues with San Francisco (1992, 97), Florida (1993-97), Kansas City (1998), Boston (1999), Baltimore (2000) and Anaheim (2001). He was part of the Florida Marlins in 1997 (when they won the World Series) for half the season before being traded to San Francisco and helping them to the National League Western Division Championship. He was fifth in the National League in shut-


outs in 1994 and third in shutouts, fifth in wins and tenth in win/loss percentage in 1995.

Chad Bradford played 12 years in the major leagues with Chicago, AL (1998-00), Oakland (2001-04), Boston (2005), New York, NL (2006) Baltimore (2007-08) and Tampa Bay (2008-09). He helped lead the White Sox to a Division Championship in 2000, the A's to two Divisional titles in 2002 and 2003 and the Mets in 2006. He also helped the A's to the ALDS in 2001 and the Red Sox in 2005. He became the third former Golden Eagle to pitch in the World Series in 2008 for the Rays.


Brian Dozier is the latest former Golden Eagle to get the call, getting his promotion in May of 2012 with the Minnesota Twins and plays second base for club.




Chad Bradford



Pat Rapp



Bill Selby



Kevin Young



2014
Outlook

2014 Outlook

In the Southern Miss baseball program, high expectations are the norm and 2014 will be no different. A battle-tested squad fresh off of a 2013 Conference USA regular season crown will look to equal or better the results of a year ago with an eye on a return to the NCAA Tournament.

Along the way, the Golden Eagles will face some of the top competition in the nation and Southern Miss' Pete Taylor Park/Hill Denson Field will play host to the 2014 Conference USA Championship Tournament.

In 2013, the Golden Eagles were a mature group representing a program that had played in the post-season in nine of its last 10 seasons. Southern Miss was able to uphold the standards of excellence long established in Hattiesburg with a 30-27 record and a tie with Rice for the C-USA regular season title.

It marked the 12th consecutive season of 30 or more wins for the Golden Eagles.

In 2014, Southern Miss will once again look to take the next step and push for an NCAA Regional invitation and more.

The Golden Eagles return 25 members of the 2013 team – 11 pitchers and 11 position players along with dual-purpose Bradley Roney, who played third-base and closed in 2013 – who will mix with 10 promising newcomers.

Eleven of the 12 returning position players appeared in 18 or more games and started at least 10 in 2013.

Chief among Southern Miss' returning players will be junior outfielder/pitcher Mason Robbins, a 2013 second-team All C-USA performer, and Roney, who batted .250 and registered seven saves a year ago.

The 10 Golden Eagle newcomers are comprised of five true freshmen and five junior college transfers.

Infielders/Catchers


The catcher position will be a key this year. The Golden Eagles will seek to replace Conference USA first-teamer Chase Fowler.

Matt Durst, who comes to Southern Miss from Northeast Texas Community College, has been tabbed as the starter. Last season at NTCC, he batted .305 with 43 hits, 10 doubles, one triple, six home runs, 35 RBI and 25 runs scored.

Freshman Chuckie Robinson will also see some time behind the dish, as well as start some at the designated hitter spot. Junior David Walley may also see some time behind the plate.

As at catcher, the Golden Eagles will look to replace a first-team all-conference performer in the infield, in this case second baseman Isaac Rodriguez. Also gone are the versatile Blake Brown and Travis Creel, who started at multiple positions throughout 2013.

The infield boasts six returning players – Roney,



Michael Sterling

Jared Bales, Nick Dawson, Michael Sterling, Breck Kline, and Tim Lynch – as well as true freshman Will Watson and junior college transfer Michael Gilbert.

Lynch, who started 44 games and appeared in 52, will be the every-day first baseman. In 2013, he racked up 23 RBI, 15 runs scored, 42 hits, six doubles and a triple.

Bales could also see time at first base after starting 18 games and batted .175 with 11 hits, four home runs and 14 RBI.

At second base, Dawson has been tabbed to replace Rodriguez. Dawson wound up with 10 starts, 18 appearances, eight hits, eight RBI, three runs scored and a triple in 2013.

Sterling, who made 41 appearances with 18 starts, eventually scoring 15 runs with 10 hits and five RBI, is the opening-day shortstop.

Third base duties will be shared by Roney and Kline.

Roney started 44 games and appeared in four more, a span during which he batted .250 and accounted for 38 hits, seven doubles, a triple and three home runs to go along with 20 RBI and 28 runs scored while Kline made 24 appearances and 16 starts with eight hits, three runs scored and four RBI.

Gilbert, a native of Saucier, Miss., comes to Southern Miss from Mississippi Gulf Coast Community College while Watson last played at Neville High School in Monroe, La.

The Outfield

The outfield will be anchored by right fielder Mason Robbins, who also pitched in six games last year. He returns after an all-conference sophomore season that saw him start 55-of-57 possible games and bat

2014 Outlook

.317 with 40 RBI and 31 runs scored on 71 hits, 10 doubles, two triples and two home runs.

Joining Robbins in the starting lineup will be left-fielder Austin Roussel, who is making the transition from catcher to the outfield this season, and center fielder Connor Barron.

Roussel boasts the highest 2013 batting average of any returning player. The 6-foot-1 Louisianan batted .330 last year with 34 hits, six doubles, a triple, a home run and 14 RBI. Defensively, Roussel committed no errors.

Barron made 38 appearances with 22 starts at multiple positions and accounted for 17 hits, 15 runs scored and two RBI.

The reserve outfielders feature two returning players and two newcomers.

Ryan Ellis, who redshirted in 2013, returns in 2014. As a true freshman in 2012, Ellis was pressed into action earlier than anticipated due to injuries to other players. He played in 21 games, making 12 starts (nine in the outfield and three as designated hitter). In that season, he batted .208 with 11 hits, three doubles, eight RBI and eight runs scored.

Andrew Furr is the final experienced hand returning in the outfield. In 2013, he made 28 appearances with 12 starts and racked up 13 hits, one double, 10 RBI and six runs scored.

Joey Harris, a native of Gulport, Miss., comes to the Golden Eagles from Mississippi Gulf Coast Community College after redshirting last season, while Dylan Burdeaux last played at West Monroe High School in Louisiana in the spring of 2013.

Pitching

Departed staff ace Andrew Pierce, who went 9-2 with a 2.57 ERA and 98 strikeouts, will be a tough act to follow but the Golden Eagles boast a staff of 15 pitchers, each with a varying degree of previous experience but all with a shared goal of holding opposing offenses at bay.

The trio of Christian Talley, Conor Fisk and A.J. Glasshof have been tabbed as the three-man starting rotation with Bradley Roney again serving as closer.


Fisk, who has the most innings pitched and strikeouts of any returning pitcher, went 4-3 with a 3.23 ERA in 12 starts last year. He worked 81 1/3 innings and struck out 69 while walking 30 and allowing 86 hits.

Glasshof started four games and made 12 total appearances in 2013. He compiled a 1-2 record over 28 innings with 13 strikeouts.

Talley, a native of Diamondhead, Miss., comes to the Golden Eagles from Pearl River Community College.

Roney finished with seven saves and 15 strikeouts in just 13 2/3 innings of closing work.

In the bullpen will be players like senior Jay Myrick, who made 19 appearances in relief in 2013



and posted a 2.79 ERA, a 4-0 record and 42 strikeouts.

Sophomore Nick Johnson posted a team-best 1.96 ERA in 10 appearances, striking out 16 in 23 innings of work.

Senior Daniel Wineski was second only to Johnson in ERA, compiling a 2.00 earned-run average over 18 innings of work.

Sophomore Jake Winston started three games and appeared in six more. He went 2-2 with a 5.40 ERA. Senior Cameron Giannini went 1-1 with a 6.09 ERA over 14 appearances a year ago.

Rounding out the returning pitchers are Sean Buchholz, Cody Carroll, James McMahon and Taylor Nunez, each of whom saw limited action in 2013.

The team's returning hurlers are joined in the pen by a junior college transfer and a pair of freshmen.

Ryan Milton, a native of Albany, La., comes to Southern Miss from Jones County Junior College.


Two Floridians account for the freshmen of the staff. Dustin Berrong, of Ft. Walton Beach, last played at Choctawhatchee High School while Cooper Jones played at Pensacola Catholic High School in his hometown.

Schedule

Twenty-nine regular-season home games, hosting the Conference USA championship and playing 11 different teams that reached the NCAA Tournament a season ago are among the highlights of the 2014 Southern Miss baseball schedule.

The Golden Eagles open the 2014 campaign against America East member Stony Brook, just two years removed from their magical journey to the College World Series, at Pete Taylor Park/Hill Denson

2014 Outlook



NCAA Regional before being swept in by North Carolina State at the NCAA Super Regional in Raleigh, N.C.

Southern Miss' other encounters with 2013 postseason participants will take place either at the opponent's home facility or on a neutral field.

The Golden Eagles face Florida in Pensacola at Bayfront Stadium on March 4; play Ole Miss in Pearl, Miss., at Trustmark Park on March 25 and in Oxford, Miss., on April 30; visit South Alabama on April 2; play Mississippi State in Pearl on April 8; face LSU at Zephyr Field in New Orleans for the annual Wally Pontiff, Jr., Classic on April 15; visit Alabama on April 22 and visit Florida Atlantic March 28-30 for a C-USA series.

Florida was a participant in the Bloomington, Ind., NCAA Regional in 2013 while Ole Miss visited the NCAA Regional in Raleigh, N.C.

Field, Friday, Feb. 14, for the first of three games.

The Seawolves missed making the postseason last season but 11 other teams on the Golden Eagles' schedule, which represent 24 of Southern Miss' 56 total games, went to the NCAA Tournament last spring.

Southern Miss will entertain six of these programs – Louisiana-Lafayette, Alabama, Troy, South Alabama, UTSA and Rice – at The Pete this spring.

Louisiana-Lafayette will visit Hattiesburg Feb. 21-23. In 2013, the Ragin' Cajuns went 43-20 and earned a berth in the NCAA Regional in Baton Rouge, La.

Alabama, which will play a single game at The Pete on Feb. 26, amassed a 35-28 record and visited the NCAA Regional in Tallahassee, Fla., a year ago.

Southern Miss hosts Troy Feb. 28-March 2. Last year, the Trojans went 42-20 and earned a berth in the Tallahassee NCAA Regional.

On March 12, the Golden Eagles will host Alabama for a single game. The Jaguars were 43-20 in 2013 and were invited to the Starkville, Miss., NCAA Regional.

When Southern Miss enters Conference USA play, the trend of quality opponents visiting Hattiesburg will continue.

UTSA, a C-USA newcomer, will visit from March 21-23. Last season, as a member of the Western Athletic Conference, the Roadrunners logged a 35-25 record, won a conference championship and earned an invitation to the Corvallis, Ore., NCAA Regional.

The Owls visit Southern Miss for the second consecutive year. This year's series will take place April 25-27. Last season, Rice tied with the Golden Eagles for the C-USA regular-season crown, won the Conference USA Tournament and won the Eugene, Ore.,

Mississippi State went 50-21, hosted and won an NCAA Regional, swept Virginia in the Charlottesville, Va., Super Regional and earned a berth to the College World Series.

LSU finished with a No. 5 national ranking following a 57-11 record and an SEC West Division title en route to an SEC Tournament championship, wins in both the Regional and Super Regionals held in Baton Rouge and a berth in the College World Series.

Florida Atlantic, playing its first season in Conference USA, was the 2013 Sun Belt Tournament winner having defeated Louisiana-Lafayette to punch its ticket to the Chapel Hill, N.C., Regional.

Other home games for the Golden Eagles include single contests against Alcorn State (Feb. 25), ULM (March 18) and New Orleans (March 11) as well as C-USA series against Middle Tennessee (April 4-6), Louisiana Tech (April 18-20) and East Carolina (May 9-11).


The Golden Eagles also play single games on the road at ULM (Feb. 18) and New Orleans (April 1) and travel to Columbia, Mo., for a three-game series against SEC foe Missouri (March 7-9), along with league road trips to Marshall (March 14-16) in Charleston, W.Va., UAB (April 11-13), Tulane (May 2-4) and Charlotte (May 15-17).

The Conference USA season will culminate in Hattiesburg for the 2014 C-USA Baseball Championship, May 21-25. The tournament will return to its two-bracket, double-elimination format for this year's event.

Southern Miss last hosted the event in 2009, reaching the championship game before falling to Rice in the title game. The Golden Eagles, though, went on to its first College World Series appearance that year.



2014
Coaching Staff




Scott Berry

Head Coach

137-94, 5th Season | (Southwest Missouri State, 1986)

Coaching Staff



Scott Berry enters his fifth season as head coach and 14th season overall with the Golden Eagle baseball program.

Under Berry's tutelage, Southern Miss won its second Conference USA regular season title last season, tying with Rice for the second time in the last three years.

The program reached the C-USA title game for the second time under Berry, dropping the contest in 11 innings to Rice at Reckling Park in Houston. The Golden Eagles had previously defeated Rice in the 2010 C-USA title matchup, a victory that sent Southern Miss to the postseason in Berry's first year as head coach.

The Golden Eagles finished 30-27 in 2013, upping its streak of 30-plus victories to 12 consecutive seasons.

Four players from the 2013 squad earned All-C-USA honors. Senior catcher Chase Fowler, senior pitcher Andrew Pierce and senior infielder Isaac Rodriguez earned first-team accolades while sophomore pitcher/outfielder Mason Robbins garnered second-team honors.

In 2012, a young Southern Miss squad went through growing pains but still captured 32 wins during the campaign.

The development of youth was evident in the club as four players earned Conference USA All-Freshman honors, including Freshman of the Year Mason Robbins, along with pitcher Jake Drehoff, infielder/outfielder Michael Sterling and pitcher/infielder Bradley Roney.

The Golden Eagles also boasted the league's Newcomer of the Year in Andrew Pierce. A junior college pitcher, Pierce was also a first-team league selection with Ashley Graeter earning second-team honors.

In 2011, Berry earned C-USA Coach of the Year Honors as he led the program to its ninth-consecutive NCAA postseason as Southern Miss captured a share of the Conference USA regular season title en route to a 39-19 mark and a berth in the 2011 NCAA Atlanta Regional. During the season, Berry collected his 50th career victory, a 5-4, 15-inning victory over Rhode Island in just his 77th career game, marking the fastest rise to the 50-win plateau for a Golden Eagle baseball coach.

The 2011 season produced many awards for Berry's squad. Outfielder Tyler Koelling became the school's first recipient of the Ferriss Trophy, awarded to the top collegiate baseball player in the state of Mississippi, and was one of four Golden Eagles to earn First-Team All-Conference USA honors. The other hon-

orees were Todd McInnis, Marc Bourgeois and B.A. Vollmuth. McInnis also garnered Pitcher of the Year honors in the league for the second time in his career.

Veteran reliever Collin Cargill, along with Adam Doleac, captured second-team honors, while Jared Bales earned league All-Freshman honors. In addition, Bales earned mention to two different Freshman All-America teams.

The Golden Eagles also excelled off the field as Bourgeois was named the program's first Academic All-American since 2009, earning first-team honors at designated hitter. He was named the C-USA Scholar-Athlete of the Year for the sport and also spearheaded a group of three players – himself, McInnis and Doleac – that made the league's All-Academic Team.

In Berry's first season as head coach, 2010, he was able to continue the success that he helped build while an assistant. That season, the Golden Eagles compiled a 36-24 record and won their first Conference USA tournament title since 2003 when they defeated nationally-ranked Rice 7-4 in the championship game, a win that earned the program its eighth-straight NCAA Tournament appearance. Southern Miss boasted two All-Americans that year, pitcher Scott Copeland and shortstop B.A. Vollmuth. The duo, along with Todd McInnis and Collin Cargill, was named first-team All-Conference USA.

Berry's initial success as the top man in the program came on the heels of a magical 2009 season in which Berry, as associate head coach to Corky Palmer, helped lead the program to its first Super Regional. In that round of the postseason, Southern Miss swept Florida in Gainesville and earned an inaugural visit to the College World Series. The team finished with a No. 8 final ranking in three different polls.



Coaching Staff

Also in 2009, with Berry's guidance, McInnis garnered the school's first major Conference USA post-season award as he was named the C-USA Pitcher of the Year. McInnis was 9-4 with a 3.73 ERA and 90 strikeouts compared to only 34 walks. Pitcher J.R. Ballinger was also taken in the MLB First-Year Player Draft by the Chicago White Sox in the 11th round.

Prior to his appointment as the Golden Eagles' top man on May 7, 2009, Berry spent the previous six years as the associate head coach and the three seasons prior to that as an assistant coach on the Southern Miss baseball staff.

Berry oversaw the Golden Eagles pitching staff, worked with the catchers, had recruiting responsibilities and assisted with the program's camps and clinics from 2003-2009. Prior to the 2003 season, he served as the team's hitting coach and worked with catchers and outfielders.

Southern Miss had an All-American pitcher for four-straight years from 2003-06, tying TCU for the second-longest streak in the nation, a credit to the job Berry did.

In 2008, Berry guided two more All-American pitchers in Barry Bowden and Tyler Conn. Bowden was 8-3 with a 2.12 ERA and Conn led the nation with 18 saves and was the runner-up for the NCBWA's Stopper of the Year award. Both Bowden and Conn signed professionally after the season along with juniors Brian Leach and Josh Billeaud, giving the Golden Eagles four pitchers to move into the professional ranks at the season's conclusion.

In addition, McInnis earned Freshman All-American honors, making him, at the time, the second player whom Berry had coached to such an honor.

Overall, the Southern Miss pitching staff posted a 4.78 ERA and held opposing hitters to a .276 average in 2008. Throughout the season one of the main strengths was the Southern Miss bullpen, which finished 19-3 with 20 saves on the season. The bullpen was so dominant that the Golden Eagles were 38-1 when they were tied or had the lead after six innings.

In 2007, the Golden Eagle pitching staff posted a 3.79 ERA and had three pitchers with seven or more wins. Southern Miss pitchers fanned 416 batters and walked only 180 while opposing hitters hit .261. Right-hander Ryan Belanger earned All-Conference honors and J.R. Ballinger earned a spot on the C-USA All-Freshman team.

In 2006, Berry coached his fourth-straight closer to All-American honors as Daniel Best posted a 6-2 record with a 2.22 ERA and tied the school single-season record with 13 saves. Best also earned All-American distinction in 2005, when he recorded 11 saves with a 3-0 record and a 0.46 ERA. He was a finalist for the NCBWA Stopper of the Year Award in 2005 and was drafted in the 14th round of the Major



League Baseball amateur draft by Kansas City.

Two of Berry's pitchers, Ryan Belanger and Cliff Russum, registered eight wins in 2006 and the team's ERA improved from 5.13 in 2005 to 4.80. Southern Miss struck out 416 batters and walked only 211. Catcher Kevin Coker earned All-Conference USA honors and senior Scott Massey also was drafted in the 24th round by Pittsburgh.

In 2005, Patrick Ezell, the Conference USA Preseason Pitcher of the Year, led the starters with seven wins against just three losses, while Matt Caire followed with a 6-3 record. Relief pitcher Tyler Perrett led the way with a 5-0 record in 24 appearances.

Catcher Brad Willcutt, one of the best to ever play behind the dish at Southern Miss, was selected as a third-team All-American as a senior and was drafted in the 27th round by Milwaukee.

In 2004, two of Berry's pitchers finished with eight or more wins and four finished with six or more wins. The staff posted 468 strikeouts and only 224 walks. Senior Austin Tubb was named to several All-American teams, the CoSIDA Academic All-American team and was drafted by the St. Louis Cardinals. Senior Anthony DeWitt was named to the Conference USA second team and was drafted by the Houston Astros. Freshman Patrick Ezell was named a Louisville Slugger Freshman All-American, and fellow freshman Mike Cashion was named to the C-USA All-Freshman team as well as the C-USA All-Tournament team.

In his first year as the pitching coach in 2003, Berry worked with a staff that produced four hurlers with eight-or-more victories and a sparkling 3.45 ERA, the top in Conference USA. That staff recorded 460 strikeouts, walked just 219, and limited opponents to a .257 batting average. Austin Tubb was

Coaching Staff

named to the NCBWA All-American team and Bob McCrory was named to the All-CUSA team.

When Berry mentored the Golden Eagle hitters, fans saw the batting average improve from .279 during the 2001 season to a .304 average in 2002. The Golden Eagles had seven players hit .300 or better and three players with 40 or more RBIs. And even with Berry working primarily in other areas, that hitting success carried over to the 2003 season when Southern Miss hitters compiled a .319 batting average, with eight players finishing at .300 or better. Golden Eagle hitters banged out 89 home runs and 142 doubles.

After completing an unbelievable four-year stint as the head coach at Meridian Community College from 1997-2000, including two trips to the National Junior College World Series, Berry rejoined his mentor, Corky Palmer, at Southern Miss prior to the 2001 season.

A native of Neosho, Mo., he compiled an impressive record of 185-58, including two seasons of 50 wins or more. During his four-year tenure at Meridian, Berry's squad spent the entire time in the top 10 of the national polls. He had more than 25 players sign NCAA Division I scholarships and had, at that time, nine former players in the professional ranks.

Berry's most successful professional player was Cliff Lee, who studied under Berry at in 1999 and 2000 at Meridian Community College. Lee was honored after his eighth year in the major leagues with the 2008 American League Cy Young Award.

For his efforts, Berry was honored as a three-time Region 23 Coach of the Year, three-time district coach of the year, three-time Louisville Slugger Coach of the Year Award and two-time Diamond Sports ABCA Region Coach of the Year.

On January 24, 2010, MCC recognized Berry's accomplishments and retired his jersey number (40).

In 2000, Meridian finished fifth in the nation with a 46-19 record and took its second trip under Berry to the National Junior College World Series. The program made its first trip under Berry to the college world series in 1998, when they posted a 52-12 record and ended the season as the No. 5 team in the nation.

His first season, 1997, saw his squad ranked as the top team in the country from the preseason poll until the final regular season poll. That team posted a 50-8 record and advanced to the district finals before their season ended. Berry's first stint with Palmer started in 1991, when he was hired as an assistant coach at Meridian. After a six-year tenure as the assistant coach, he took over the reins of the Meridian program when Palmer returned to Southern Miss to join Hill Denson's staff.

He completed his bachelor's degree in secondary education with an emphasis in physical education from Southwest Missouri State University in 1986 and also received his master's degree from

Scott Berry All-Time Against Opponents


School	Record	Pct.	Last Meeting
Alabama	2-4	.333	2013
Alcorn State	5-0	1.000	2013
Auburn	1-2	.333	2013
Central Arkansas	1-2	.333	2013
Charleston Southern	1-0	1.000	2012
Clemson	0-1	.000	2010
College of Charleston	1-0	1.000	2011
Connecticut	1-0	1.000	2011
East Carolina	9-6	.600	2013
Eastern Illinois	4-0	1.000	2013
Georgia Tech	0-1	.000	2011
Houston	10-6	.625	2013
Jacksonville State	1-0	1.000	2010
Lemoyne	1-2	.333	2010
Louisiana-Lafayette	6-5	.545	2013
Louisiana-Monroe	4-3	.571	2013
LSU	0-3	.000	2012
Louisiana Tech	1-1	.500	2010
Marshall	9-3	.750	2013
Memphis	9-5	.643	2013
Mississippi State	1-5	.167	2013
Mississippi Valley St.	2-0	1.000	2012
Missouri	3-0	1.000	2013
Missouri State	6-1	.857	2013
Murray State	1-2	.333	2012
New Orleans	7-0	1.000	2013
Nicholls State	2-1	.667	2012
Northwestern State	3-1	.750	2011
Ole Miss	5-3	.625	2013
Purdue	0-1	.000	2012
Rhode Island	1-0	1.000	2011
Rice	6-9	.400	2013
St. Mary's	2-1	.667	2010
South Alabama	3-5	.375	2013
SIUE	1-2	.333	2013
Troy	4-5	.444	2013
Tulane	9-5	.643	2013
UAB	9-3	.750	2013
UCF	6-6	.500	2013

SMSU in 1989 with a degree in secondary education with an emphasis in administration.

His collegiate career began at Crowder College, where he was a two-time all-region selection as a catcher and was named the team's most valuable player as a sophomore. Berry was forced to end his playing career early with a back injury. He spent the last two years of his undergraduate tenure as a student assistant at SMSU.

Berry, and his wife, Laura, have two children, Garren, and Kathryn (Kitty Grace). Laura received her bachelor's and master's degrees from Southern Miss in speech communication. He is the son of Marilyn Berry and the late James Berry of Neosho, Mo.

Coaching Staff



Chad Caillet

Assistant Coach
(*Southern Miss, 1998*)

Chad Caillet enters his seventh year as an assistant coach for the Southern Miss baseball program. Caillet's duties include serving as the team's recruiting

coordinator and working with the Golden Eagle offense and infield defense.

During his tenure, the program has seen great success on both offense and defense. The team has broken five single-season offensive records – runs scored (516), RBI (478), batting average (.324), hit batsmen (101) and on-base percentage (.422) – while leading the country in double plays turned in three consecutive seasons (83 - 2009; 84 - 2010; 81 - 2011).

Caillet landed the No. 3 2012 recruiting class by Baseball America and No. 13 by Collegiate Baseball, marking the highest class he has assembled in his time with the program.

In his first season as recruiting coordinator in 2009, he landed the nation's No. 23 ranked class, marking the first time the Golden Eagles ever pulled in a nationally-ranked class. In his second season, he reeled in the nation's No. 21 ranked class for 2010.

In his first six seasons as an assistant coach he has helped lead Southern Miss to four NCAA

Regionals, one NCAA Super Regional and the 2009 College World Series.


Since coming into the program, Caillet has overseen the recruitment of five different players who have earned All-American recognition and one other who was named an Academic All-American. The All-Americans include Mason Robbins and Bradley Roney, who each earned All-Freshman honors following the 2012 campaign, while Jared Bales was a Freshman honoree in 2011. B.A. Vollmuth earned All-America honors in 2010 and Freshman accolades in 2009, while Bo Davis got an All-America nod and Kameron Brunty tallied Freshman honors in 2009. Marc Bourgeois collected Academic All-America honors in 2011, becoming the first Golden Eagle to reach that accomplishment since 2009.

In all, Caillet has coached five different infielders to seven Conference USA honors, including four first-team selections and three second-team picks. His double-honorees included B.A. Vollmuth, who earned first team honors in both 2010 and 2011, and current Minnesota Twin Brian Dozier, collected second-team honors in both 2008 and 2009.

Caillet, who came to Southern Miss after spending a brief stint at McNeese State, was an assistant coach at Southeastern Louisiana University for the 2006 and 2007 seasons. His responsibilities there included the hitters and infielders, while also having the role of recruiting coordinator for the program. His 2006 and 2007 signing classes were recognized nationally.



Coaching Staff



Chad Caillet,
& Michael
Federico


Prior to working at SLU, Caillet spent four years at Meridian Community College, including one season as the head coach. During his lone year at the helm of that program, Caillet led his team to a 44-14 record, including a perfect mark in home games. The squad won both the MACJC State and Central Division championships and advanced to regional play. That team also garnered a Top 10 national junior college ranking and Caillet earned MACJC Coach of the Year honors.

As an assistant coach at MCC, he was part of a staff that won two Region 23 Championships and made two straight Junior College World Series appearances. Both of those teams were nationally ranked in the Top 10.

His coaching stops also included a year at Mississippi College and Millsaps College, which came after Caillet got his start with a year-long stint at Copiah-Lincoln Community College. His coaching resume also includes two summers in the Cotton States League. His second summer was in the role of manager for the Meridian Marauders, which won its first league championship.

As a player, he was an all-district infielder at Hahnville High in Louisiana and went on to play for Copiah-Lincoln, before finishing his career at Southern Miss as an infielder under coach Hill Denson.

He earned both his Bachelor's degree (1998) and his Master's degree (2000) from Southern Miss. Caillet is married to the former Jessica Compretta of Bay St. Louis, Miss., and they have a daughter, Carsyn, and a son, Coby.




Michael Federico
Assistant Coach
(Southern Miss, 1998)

If anyone understands the Southern Miss baseball program, assistant coach Michael Federico does. He was a player for the Golden Eagles under Hill Denson from 1995-97 and became a graduate assistant coach under Corky Palmer during the 1998-99 seasons, helping the Golden Eagles to an NCAA Regional in the latter of his two years in that role.

After stops at Meridian Community College and the University of Memphis, Federico returned to his roots and now begins his fifth season as the school's pitching coach.

In just four short seasons, Federico has mentored players to six first-team All-Conference USA selections and one second-team honors. His pitchers have garnered a share of four league individual awards as Todd McInnis was named the Pitcher of the Year in the league in both 2010 and 2011, while Golden Eagle starter Andrew Pierce earned Newcomer of the Year honors. Mason Robbins, a multiple-position player who spent much of the year on the mound for Southern Miss, also was named Freshman of the Year in the league in 2012.

During McInnis' run to the league's top pitcher in 2011, the right hander was also named All-American



Coaching Staff

giving Federico his first player to be crowned with this achievement.

After his initial stint at Southern Miss, Federico became an assistant coach under Scott Berry at Meridian Community College in 2000, a team that played in the JUCO World Series. At MCC, Federico not only worked with Berry but with current Golden Eagle assistant coach Chad Caillet, who served as Federico's top assistant at MCC from 2002-04, the three-year period during which Federico served as MCC skipper.

While head coach at MCC, Federico was a two-time Junior College Coach of the Year honoree. In 2003 and 2004, he led his squad to the JUCO World Series in Grand Junction, Colo.

Federico led MCC to a 46-14 finish and a ninth-place finish in the JUCO World Series in 2004. Several of his players received accolades following the 2004 season, as two players were named as All-Americans, four players received All-Region 23 honors, and nine Eagles were voted to the All-State team. Federico was named Region XXIII and Southeastern District Coach of the Year.

In 2003, he led the Eagles to a fifth-place finish in the Alpine Bank JUCO World Series in Grand Junction, Colo. The Eagles also won the MACJC Central Division, Region XXIII and Southeastern Regional Championships. Federico was honored with Region XXIII and Southeastern District Coach of the Year accolades for his accomplishments in 2003.

Before taking over as head coach, Federico served as the assistant coach for two years, working with pitchers and catchers. As an assistant, he helped lead the Eagles to two conference championships, one region championship, one sectional championship and a trip to the 2000 JUCO World Series.

After leaving Meridian in 2004, Federico coached against Southern Miss as the top assistant at Conference USA foe Memphis for five seasons (2005-2009), where he was in charge of the Tigers' pitching staff, worked with catchers and led the Tigers recruiting efforts.

Under Federico's coaching, the Tiger pitching staff improved in his first two years then, despite an influx of injuries to its starting pitching rotation, earned a berth in the 2007 NCAA Tournament, the Tigers' first appearance since 1994.

MCC marked Federico's first coaching job following his two-year stint as graduate assistant at Southern Miss. In 1999, his last year with the Golden Eagles, he helped the Golden Eagles to the NCAA Southeast Regional, in Tuscaloosa, Ala.

Federico played catcher at Southern Miss from 1995-97, serving as the team captain his senior year. He started his collegiate career at Hinds Community College (1993-95), where he was the starting catcher

and helped his teams to back-to-back Division II World Series appearances.

Federico received both his undergraduate degree in physical education (1998), and his master's degree in sports administration (1999) from Southern Miss.

A native of Slidell, La., Federico attended Pope John Paul II High School, where he was the starting catcher for four years. During this time, he was named All-State, All-District, All-Metro and team captain.

Federico is married to the former Hannah Sosa of Bush, La., who is also a Southern Miss graduate (1999) and former Golden Eagle Diamond Darling. The couple has two sons, Hayden and Brycen, and a daughter, Isabella.



Clint Brown

Volunteer Assistant

Clint Brown enters his first season as the volunteer assistant and replacement of Todd McClinnis, who left to take a teaching and coaching position in Brandon, Miss.

Originally from Elberton, Ga., Brown comes to Southern Miss after serving as a graduate assistant coach for the past two seasons at his alma mater, the University of West Alabama.

A member of the UWA baseball team from 2007-2011, Brown played catcher for the Tigers and was part of two NCAA Division II Regional teams (2008, 2009) and two Gulf South Conference regular season championship squads (2007, 2009). In addition, Brown was named to the 2011 All-Gulf South Conference Honor Roll.

Brown graduated Cum Laude with a Bachelor's Degree in Science in Mathematics Secondary Education from UWA. While working as a graduate assistant coach, he earned a Masters of Arts in Teaching Specialized in Physical Education in 2013.

In addition to his coaching at UWA, Brown spent a pair of summers working in the New England Collegiate League (2011, 2012) and this past summer in the Coastal Plain League (2013). He was selected to coach in both the 2011 and 2012 NECBL All-Star Games. Brown has coached 19 players who have gone on to sign professional baseball contracts.

Coaching Staff



Michael Shields

Coordinator of
Baseball Operations

Michael Shields begins his fourth season overall with the Golden Eagle baseball program and second in a full-time capacity as the school's Coordinator

of Baseball Operations.

Shields' duties include organizing the team's travel, fundraising and serving as the liaison between the baseball program and its booster club, "The Dugout Club," as well as assisting in all Golden Eagle camps and on-campus recruiting.

The West Monroe, La., native is a 2010 Louisiana-Monroe graduate in Marketing and also holds a pair of Masters' Degrees from Southern Miss in both Business Administration and Sport Management. During his days as a student at ULM, Shields was the student equipment manager for the Warhawk baseball team for five seasons.



Mark Waller, ATC-L

Assistant Athletic Trainer

Waller enters his second season as assistant athletic trainer for Southern Miss Baseball. Waller joined the program in the 2012-13 school year

after spending the previous two seasons working with the University of Memphis baseball team.

As a certified athletic trainer, Waller is responsible for the athletic training needs of the baseball student-athletes. This includes evaluating injuries, designing treatments and preparing a student-athlete to return to participation.

He received his Master's degree in Health and Sports Science from Memphis and earned his undergraduate degree from the University of Alabama with a Bachelor of Science degree in Athletic Training. While at Alabama, he worked with various sports teams.

Waller is a native of Harvest, Ala.



Patrick Stewart

Assistant Athletic
Director for
Equipment Operations

Patrick Stewart is in his fourth year as the Assistant Athletic Director for Equipment Operations, 17th year overseeing the

equipment room and 18th year overall as a member of the Southern Miss equipment staff.

A native of Miamisburg, Ohio, Stewart came to Southern Miss after serving as a student manager at the University of Cincinnati for five years.

He administers the total equipment operation and day-to-day business for the athletic department with primary emphasis on football. He also oversees inventory and purchasing for the entire department.

Other sports that Stewart is responsible for include men's and women's golf and tennis.

He received his bachelor's degree in business administration in 1996 from the University of Cincinnati and was awarded his master's in sport administration at Southern Miss in 1997. In addition to his experience on the collegiate level, Stewart has served as an intern with the Cleveland Browns and with the Baltimore Ravens of the NFL.

He is a member of the Athletic Equipment Managers Association and received his certification in June 1996. He is a former President of District 4 of the Athletic Equipment Managers Association (A.E.M.A.), after serving six years as Vice President and also held a five-year term as chairman of Conference USA Equipment Managers. The Athletic Equipment Managers Association held its annual convention in New Orleans during the summer of 2002, and Stewart was one of its featured speakers. The Southern Miss Equipment Department was honored as the best equipment operation in Conference USA for 1999-00 and 2001-02, as voted on by the other equipment managers in the conference.

In 2003 and 2006, Stewart was honored with the Jeff Boss District 4 Equipment Manager of the Year Award, signifying the top equipment manager in the district as selected by his peers. He was also nominated for the Glenn Sharpe Award in 2006, given annually to the top equipment manager in the nation.

Stewart is married to the former Ty/Shuna Dyess of Bassfield, Miss. Ty is in her 18th year working with the Athletic Media Relations Department at Southern Miss.

Support Staff



Jackson Walker
Public Address
Announcer



Lloyd Lunceford
Team
Chaplin



Carla Collins
Academic Counselor/
Life Skills



Stacy Breazeale
Director of
Academics



Kristi Pierce
Compliance
Coordinator



Jordan Burgess
Student Equipment
Manager



Mitchell White
Student Equipment
Manager



Jake Kuennen
Assistant Director for Facilities
and Game Management



Brian McNeill
Grounds
Crew



Brent Jones
Associate Director of
Athletics for
Communications



Kyle George
Director of Sports Marketing/
Ticket Sales



Derek Houtz
Assistant Athletic Director
for Ticket Operations



Tim Atkinson
Associate Athletic Director
for Facilities and Game
Management



Steven May
Assistant Athletic Director
for Video Technology



Michael Short
Multimedia Services
Manager



2014
Golden Eagles

2014 Baseball Roster

No.	Name	Pos.	B/T	Ht.	Wt.	Cl.	Hometown/Last School
1	Michael Gilbert	INF	R/R	6-3	195	Jr.	Saucier, Miss./Miss. Gulf Coast CC
2	Nick Dawson	INF	R/R	5-10	181	So.	Bartlett, Tenn./Bartlett HS
3	Bradley Roney	INF/P	R/R	6-1	196	Jr.	Wetumpka, Ala./Wetumpka HS
4	Breck Kline	IF/OF	R/R	5-11	188	So.	Slidell, La./Northshore HS
5	Andrew Furr	OF	L/L	6-2	193	Jr.	Ackerman, Miss./Ackerman HS
6	James McMahon	RHP	R/R	6-0	212	Jr.	Hattiesburg, Miss./Oak Grove HS
7	Connor Barron	OF	L/R	6-2	190	Jr.	Hattiesburg, Miss./Sumrall HS
8	Jay Myrick	RHP	R/R	5-9	170	Sr.	Spanish Fort, Ala./Spanish Fort HS
10	Jake Winston	RHP	L/R	6-2	176	So.	Vidalia, La./Trinity Episcopal HS
11	Luke Lowery	LHP	B/L	6-0	202	So.	Sumrall, Miss./Sumrall HS
12	Matt Durst	C	R/R	5-10	229	Jr.	Whitehouse, Texas/Northeast Texas CC
14	Will Watson	INF	R/R	6-2	178	Fr.	Monroe, La./Neville HS
15	Michael Sterling	INF	R/R	6-0	181	Jr.	Meridian, Miss./Meridian HS
16	Dustin Berrong	RHP	R/R	5-11	215	Fr.	Ft. Walton Beach, Fla./Choctawhatchee HS
17	Cooper Jones	RHP	R/R	6-1	173	Fr.	Pensacola, Fla./Pensacola Catholic HS
18	Austin Roussel	OF/C	L/R	6-0	203	Jr.	Hester, La./Lutcher HS
19	Daniel Wineski	RHP	R/R	5-11	181	Sr.	Ocean Springs, Miss./Miss. Gulf Coast CC
20	Chuckie Robinson	C	R/R	5-11	234	Fr.	Danville, Ill./Danville HS
21	A.J. Glasshof	LHP	L/L	6-0	209	Sr.	Sugar Land, Texas/San Jacinto College
22	Ryan Milton	RHP	R/R	6-4	215	Jr.	Albany, La./Jones JC
24	Dylan Burdeaux	IF/OF	R/R	6-1	205	Fr.	West Monroe, La./West Monroe HS
25	Mason Robbins	OF/P	L/L	6-0	205	Jr.	Leakesville, Miss./George County HS
26	Tim Lynch	INF	L/R	6-1	219	So.	Jupiter, Fla./Dwyer HS
27	Sean Buchholz	RHP	R/R	6-6	205	Sr.	Carpentersville, Ill./John A. Logan College
28	Cody Livingston	LHP	L/L	6-2	188	Jr.	Brandon, Miss./Northwest Rankin HS
29	Christian Talley	RHP	R/R	6-4	190	Jr.	Diamondhead, Miss./Pearl River CC
30	Taylor Nunez	RHP	R/R	6-4	197	So.	Slidell, La./Salmen HS
32	Jared Bales	INF	R/R	6-3	221	Sr.	Picayune, Miss./Picayune HS
33	Joey Harris	OF	R/R	6-1	200	Jr.	Gulfport, Miss./Miss. Gulf Coast CC
34	Conor Fisk	RHP	R/R	6-2	212	Sr.	Brown Deer, Wis./Wabash Valley College
35	Cameron Giannini	RHP	R/R	6-3	232	Sr.	Danville, Va./San Jacinto JC
36	Nick Johnson	RHP	R/R	6-1	197	So.	Ridgeland, Miss./Ridgeland HS
37	Cody Carroll	RHP	R/R	6-5	189	So.	Mt. Juliet, Tenn./Mt. Juliet HS
38	Ray Catena	LHP	L/L	5-10	212	Fr.	Lake Worth, Fla./Park Vista Community HS
39	Ryan Ellis	OF	L/L	5-11	227	So.	Columbia, Miss./Columbia HS
41	David Walley	C	R/R	6-0	198	Jr.	Richton, Miss./Jones JC
43	Cord Cockrell	RHP	R/R	5-11	160	Jr.	Duson, La./UL Lafayette

Coaching Staff

Head Coach: 40 Scott Berry (Southwest Missouri State, '86), 5th season (14th overall)

Assistant Coach/Hitting: 9 Chad Caillet (Southern Miss, '99), 7th season

Assistant Coach/Pitching: 13 Michael Federico (Southern Miss, '99), 5th season

Volunteer Assistant: 23 Clint Brown (West Alabama, '11), 1st season


Support Staff

Certified Athletic Trainer: Mark Waller (Alabama, '10), 2nd season

Coordinator of Baseball Operations: Michael Shields (La. Monroe '10), 4th season

Student Equipment Managers: Jordan Burgess, 3rd season; Mitchell White, 1st season

Meet the Golden Eagles




32 | Jared Bales

6-3, 221, R/R, Senior, Infield, Picayune, Miss. (Picayune HS)

2013 (Jr.): Returned to action on March 16 against Central Arkansas after missing a year with a back injury...Homered in his first game against UCA...Finished the season hitting .175 with a homer and four RBI...Had three, two-hit games during the year including the UCA contest (3/16), at UCF (3/29) and at Memphis (4/19)...Appeared in 21 games, making 18 starts...Played mostly designated hitter, but started once in both leftfield and at first base...**2012 (Soph.):** Hit .269 in eight games, all starts over the first 12 contests of the campaign before missing the remainder of the season with a back injury...Tallied a pair of two-hit games against ULM (2/22) and Troy (2/25)...Drove in his lone run in the first game of a doubleheader against Nicholls State (2/19)...Hit safely in his last two contests before his back injury sidelined him for the final 44 games...**2011 (R-Fr.):** A **Louisville Slugger** Freshman All-American, which was the first for the school since 2009...Earned selection to the C-USA All-Freshmen Team...Ended the year hitting .291 with a pair of home runs and 21 RBI...Started 32 games at catcher...Enjoyed a nine-game hitting streak at one point during the campaign...Threw out 12-of-21 potential base stealers...Registered nine multiple-hit games and six multi-RBI contests...Posted a four-hit game at UCF (4/2) and drove in career-best four runs with a home run against the Knights...**2010 (Fr.):** Redshirted...Made the C-USA Commissioner's Honor Roll...**Prep:** Named First Team All-State by the **Clarion-Ledger** and MHSAA at Picayune High School for coach Cayne Stockstill...Tabbed a Dandy Dozen pick by the **Clarion-Ledger**...A three-time all-district selection...Hit .519 with 14 doubles and seven home runs as a senior...Recorded a 1.205 slugging percentage as a senior...As a junior, he hit .439 with 14 doubles...Participated in the Mississippi Coast All-Star Game and North/South All-Star Game...**Personal:** Son of Derwin and Denise Bales...His father played football at Southern Miss and Pearl River CC...Majoring in Sport Coaching Education...Born on July 29, 1990.

Bales' Career Stats

Year	Avg	GP	GS	AB	R	H	2B	3B	HR	RBI	TB	SLG%	BB	HBP	SO	GDP	OB%	SF	SH	SB	ATT	PO	A	E	FLD%
2011	.281	41	34	121	23	34	9	0	2	20	49	.405	21	5	35	1	.408	0	5	0	0	168	41	4	.981
2012	.269	8	8	26	2	7	0	0	0	1	7	.269	2	1	4	2	.345	0	0	0	0	22	4	0	1.000
2013	.175	21	18	63	3	11	0	0	1	4	14	.222	4	0	14	4	.224	0	0	0	0	8	0	1	.889
TOTAL	.248	70	60	210	28	52	9	0	3	25	70	.333	27	6	53	7	.350	0	5	0	0	198	45	5	.980



7 | Connor Barron

6-2, 190, L/R, Junior, Outfield, Hattiesburg, Miss. (Sumrall HS)


2013 (Soph.): Saw action in 38 games, including 22 outfield starts (12 in left, six in center and four in right)...Batted .198 with a triple and two RBI...Made just one error in 57 fielding attempts and added four outfield assists...Had career-best, four-hit game at ULM (2/26)...Notched a pair of three-game hitting streaks during the campaign...Hit lone triple in middle game of the Rice series (4/23)...Hit .253 with six home runs while driving in 26 runs for the Acadiana Cane Cutters of the Texas Collegiate League over the summer...Added six doubles and a triple...Earned Dean's List honors for the Fall 2013 semester...Collected Athletic Director's Honor Roll for the Spring 2013 semester...**2012 (Fr.):** Appeared in 39 games and made 32 starts (21 at designated hitter, six at shortstop, three at second base and two in rightfield)...Was the most used leadoff hitter, appearing in that spot in 25 games as a true freshman...Batted .250 with four doubles, a triple and seven RBI...Had multiple-hit contests in four of his first seven contests, including a season-high tying three against Alabama (2/29)...Added a three-hit contest against Murray State (3/16)...Ended the year with nine multiple-hit games (7 two-hit, 2 three-hit) and three two-RBI performances...Used sparingly the final month of the season due to a shoulder injury...Chosen as the No. 2 freshman in college baseball heading into the 2012 season by **Baseball America**...The publication also chose him as one of the Top 10 Freshmen in Conference USA...Member of the Athletic Director's Honor Roll in the Fall and Spring semesters as well in during the Fall in 2011...Earned the C-USA Commissioner's Honor roll during the 2011-12 academic year...**Prep:** Drafted in the 3rd round (102 overall) of the 2011 MLB Draft by the Florida Marlins...Ranked as the No. 20 overall shortstop in the nation by baseballdraftreport.com...Batted .490 as a senior, with 11 doubles, four triples and eight home runs, driving in 37 runs...Was 15-for-15 on stolen base attempts...Played strong defense at shortstop with a .922 fielding percentage...Selected to the 2011 **Louisville Slugger** All-American team...Helped Sumrall to four consecutive Mississippi Class 3A State Championships, including a 36-0 record in 2009...Finished the 2010 season ranked as high as No. 1 in various national

Meet the Golden Eagles

rankings...Named to the 2010 USA Baseball Tournament of Stars (Dixie)...Voted 2011 **Clarion-Ledger** Dandy Dozen... Named to the 2011 Rivals 100...Tabbed as Mississippi's Top High School prospect by Perfect Game...
Personal: Son of Billy and Cecilia Barron...Majoring in Sport Management...Born Sept. 23, 1992.

Barron's Career Stats


Year	Avg	GP	GS	AB	R	H	2B	3B	HR	RBI	TB	SLG%	BB	HBP	SO	GDP	OB%	SF	SH	SB	ATT	PO	A	E	FLD%
2012	.250	39	32	120	30	30	4	1	0	17	36	.300	26	2	38	2	.392	0	1	5	7	23	30	9	.855
2013	.198	38	22	86	15	17	0	1	0	2	19	.221	14	0	22	2	.310	0	5	4	5	52	4	1	.982
TOTAL	.228	77	54	206	45	47	4	2	0	19	55	.267	40	2	60	4	.359	0	6	9	12	75	34	10	.916



16 | Dustin Berrong

5-11, 215, R/R, Freshman, Right-handed Pitcher,
 Ft. Walton Beach, Fla. (Choctawhatchee HS)

Earned Athletic Director's Honor Roll for the Fall semester...**Prep:** Posted a 1-6 mark during his senior season at Choctawhatchee High School during his senior campaign... Fanned 47 over 48 2/3 innings and tallied a 3.02 earned run average...Registered a season-high seven strikeouts against both Niceville and Paul Laurence Dunbar...Team was shutout in four of its losses...Helped his team finish 19-10 during junior campaign, while finishing as the District 2-6A runner-up...Named the Northwest Florida Daily News Big School Player of the Year on the strength of 11 victories...**Personal:** Son of Dwight and Shannen Berrong...Undecided on an academic major...Born on Sept. 12, 1994.




27 | Sean Buchholz

6-6, 205, R/R, Senior, Right-handed Pitcher, Carpentersville, Ill. (John A. Logan College)

2013 (Jr.): Appeared in nine games, all in relief...Recorded a 0-1 record with a 9.00 ERA...Longest stint of the year came in a four-inning outing against Mississippi State (3/12)...Fanned a season-high two against the Bulldogs...Threw scoreless inning of relief against Ole Miss (5/14)...Allowed just one run on three hits with a strikeout in his Golden Eagle debut against Missouri (2/15)...Played for the Waynesboro Generals of the Valley Baseball League during the summer in which he tallied a 2-1 record with a 3.00 ERA in 14 appearances (one start) during the regular season...Collected six more stints out of the bullpen in the playoffs and notched a 1-1 mark with a 2.07 ERA...**Junior College:** Helped lead John A. Logan College to a Great Rivers Athletic Conference and Region 24 championship last spring as his team went 41-22...Posted a 9-5 record in 15 starts that included five complete games...Allowed just 22 earned runs and 69 hits over 91 innings of work and fanned 78, while walking 34...Registered a 5-3 record with a 3.02 earned run average to go along with 41 strikeouts with just 21 walks over 59 2/3 innings...His club captured the regional championship as a freshman...**Prep:** Played at Barrington High School...A member of two regional and one sectional championship squads for coach Jim Hawrysko...Earned special mention from the **Daily Herald** following his senior campaign...played football for two seasons...**Personal:** Son of Matt and Bonnie Buchholz...Majoring in Interdisciplinary Studies...Born Nov. 20, 1991.

Buchholz's Career Stats

Year	ERA	W	L	App	GS	CG	SHO	CBO	SV	IP	H	R	ER	BB	SO	2B	3B	HR	BF	B/Avg	WP	HBP	BK	SFA	SHA
2013	9.00	0	1	9	0	0	0	0	0	12.0	14	12	12	5	6	2	0	2	52	.318	1	1	0	2	0
TOTAL	9.00	0	1	9	0	0	0	0	0	12.0	14	12	12	5	6	2	0	2	52	.318	1	1	0	2	0



24 | Dylan Burdeaux

6-1, 205, R/R, Freshman, Infield/Outfield, West Monroe, La. (West Monroe HS)

Earned Dean's List honors for the Fall semester...**Prep:** Played for Ross Blankenship at West Monroe High School...Was a District 2-5A selection at utility player...Named to Louisiana All-Academic team with a 3.87 grade point average...Voted Class 5A All-State in football at linebacker, where he tallied 135 tackles, including 11 for loss, and earned All-Northeast Louisiana Defensive Player of the Year honors by the **The News-Star** as a senior...Earned all-district and all-Northeast Louisiana honors for his team as

Meet the Golden Eagles

a junior...Nominee for student of the year at his school...Member of the National Honor Society, Interact, the Biology Club and Spanish Club during his time at West Monroe High...Played for Ark-La-Tex Marucci during the summer of 2012 and posted a .400 batting average with five home runs...**Personal:** Son of Son of David and Rhonda Burdeaux...Majoring in Human Performance (Exercise Science)...Born Feb. 1, 1994.




37 | Cody Carroll

6-5, 189, R/R, Sophomore, Right-handed Pitcher, Mt. Juliet, Tenn. (Mt. Juliet HS)

2013 (R-Fr.): Appeared in two games for the Golden Eagles, posting no record with a 9.00 ERA...Fanned five and walked one over three innings of work...Made collegiate debut against Central Arkansas (3/16) and fanned a season-high four while walking one in 1 2/3 innings of work...Allowed three runs on two hits with a strikeout against Ole Miss (5/14)...Played for the Danville Dans of the Prospect League over the summer and posted a 1-0 record with a 1.80 ERA in two starts over 10 innings thrown...**2012 (Fr.):** Redshirted...Played for the Center Moriche Battlecats of the Atlantic Collegiate Baseball League, where he posted a 2-3 record with a 7.39 earned run average...Struck out 34 and walked 32 in 28 innings of work, which included eight starts...**Prep:** Helped lead his team to a 37-8 record and a No. 3 ranking in the state for coach Mark Purvis as a senior...Suffered an elbow injury during senior campaign early in the slate...Was 4-1 with 40 strikeouts in 33 innings as a junior...Collected a 4-4 mark with a 3.70 ERA and 37 strikeouts in 39 innings helping his team capture state-runner up in Tennessee as a sophomore...**Personal:** Son of Mark and Jena Carroll...Majoring in Sport Management...Born October 15, 1992.

Carroll's Career Stats


Year	ERA	W	L	App	GS	CG	SHO	CBO	SV	IP	H	R	ER	BB	SO	2B	3B	HR	BF	B/Avg	WP	HBP	BK	SFA	SHA
2013	9.00	0	0	2	0	0	0	0	0	3.0	2	3	3	1	5	1	0	0	14	.182	0	2	0	0	0
TOTAL	9.00	0	0	2	0	0	0	0	0	3.0	2	3	3	1	5	1	0	0	14	.182	0	2	0	0	0



38 | Ray Catena

5-10, 212, L/L, Freshman, Left-handed Pitcher, Lake Worth, Fla. (Park Vista Community HS)

Earned Athletic Director's Honor Roll for the 2013 Fall semester...**Prep:** Attended Park Vista Community High School as a left-handed pitcher...Named a Florida Region honorable mention performer by PerfectGame.org and was an underclass honorable mention by the organization in 2012...**Personal:** Son of Raymond and Mary Catena...Undecided on an academic major...Born on Feb. 2, 1995.



43 | Cord Cockrell

5-11, 160, R/R, Junior, Right-handed Pitcher, Duson, La. (UL Lafayette)

Will have to sit out the 2014 season due to NCAA transfer rules...**UL Lafayette:** Played two seasons at Louisiana-Lafayette and posted a 1-2 record with a 4.05 earned run average as a freshman with 32 strikeouts and nine walks over 40 innings of work in 20 relief appearances...In 2013, he compiled a 4-2 record to go along with a save and a 5.63 ERA in 38 1/3 innings...Fanned 21 and walked just five as he made 16 appearances, including one start...**Prep:** A three-time letterwinner at Acadiana High School for head coach Scott McCollough, Cockrell was a perfect 10-0 on the mound as a senior earning all-state honors while leading the Rams to the 5A State Quarterfinals...As a junior in 2010, Cockrell went 8-5 with a 3.24 ERA and 64 strikeouts en route to earning first team All-Acadiana honors from **The Daily Advertiser**...Also hit .281 with eight RBI and saw time at shortstop...**Personal:** Son of Brad and Karen Cockrell...Has one older brother, Tucker...Also has one younger brother, Brody...Sport Coaching Education...Born Sept. 9, 1993 in Lafayette.

Meet the Golden Eagles



2 | Nick Dawson

5-10, 181, R/R, Sophomore, Infield, Bartlett, Tenn. (Bartlett HS)

2013 (Fr.): Played in 18 games, making 10 starts (eight at shortstop)...Batted .211 with a double and a triple with eight RBI...Made collegiate debut with a pinch hit against Mississippi State (3/12) and was hit by a pitch...Also walked in the contest...Hit safely in his next five games...Drove in season-high three runs against Rice (3/22) and East Carolina (5/25)...Finished the year with a three-game hitting streak, including a bases-clearing double in the ECU contest (5/25)...Fielded 27 of 30 fielding chances for a .900 fielding percentage...Named to Athletic Director's Honor Roll for Spring 2013 semester...**Prep:** Played for coach Phil Clark at Bartlett High School, where his squad won the District 14-AAA championship his senior campaign and finished 26-9...A second-team all-state two-way player selection by the Tennessee Baseball Coaches Association...Earned all-state honors by the Tennessee Sports Writers Association for AAA...Posted a 6-2 record with a 1.57 earned run average on the mound, while also batting .395 with a home run and 23 RBI at shortstop during his senior campaign...**Personal:** Son of Jonna Martin...Majoring in Sport Management...Born on Aug. 10, 1993.

Dawson's Career Stats

Year	Avg	GP	GS	AB	R	H	2B	3B	HR	RBI	TB	SLG%	BB	HBP	SO	GDP	OB%	SF	SH	SB	ATT	PO	A	E	FLD%
2013	.211	18	10	38	3	8	1	1	0	8	11	.289	1	3	4	0	.286	0	2	0	0	13	23	4	.900
TOTAL	.211	18	10	38	3	8	1	1	0	8	11	.289	1	3	4	0	.286	0	2	0	0	13	23	4	.900



12 | Matt Durst

5-10, 229, R/R, Junior, Catcher, Whitehouse, Texas (Northeast Texas CC)

Earned Athletic Director's Honor Roll for Fall semester...**Junior College:** Played at Northeast Texas Community College the last two years, hitting .305 with 10 doubles, a triple, six home runs and 31 runs batted in as a sophomore...Named the 2013 Valley Baseball League first-team catcher on the strength of a .310 batting average, six doubles, two triples, four home runs and 29 RBI for the Charles Town Cannons which finished 23-21...Batted .331 with five doubles, a home run and 25 RBI last season in 44 games as a freshman...**Prep:** Enjoyed standout high school career at Whitehouse High School and batted .469 with 15 home runs, 58 RBI and 53 runs en route to earning Texas Sportswriter's Association 4A second team All-State honors, as well as being named his district's Offensive Player of the Year and the All-East Texas Player of the Year by the **Tyler Courier-Times-Telegraph**...Did not commit an error in 260 fielding chances during the season at catcher...Followed his eight homers during his sophomore season in which he won the district's top offensive player honor and was All-East Texas utility player, and nine as a junior, a season in which he earned his district's Defensive Player of the Year honors and was an All-East Texas catcher...Also was a second-team all-district pitcher as a freshman...**Personal:** Son of Tom and Valerie Durst...Majoring in Interdisciplinary Studies with a minor in Sport Coaching Education...Born Feb. 4, 1993.



39 | Ryan Ellis

5-11, 227, L/L, Sophomore, Outfield, Columbia, Miss. (Columbia HS)


2013 (So.): Redshirted due to a chest injury...Named to Athletic Director's Honor Roll for Spring 2013 semester...**2012 (Fr.):** Played in 21 games and started in 12 (seven in left-field, three at designated hitter and two at first base)...Originally slated to redshirt but was called into action when senior Kameron Brunty injured his hand against Alabama (2/29)...Went 2-for-4 in his debut against Charleston Southern (3/2) in which he collected a two-RBI double and two-RBI single in the contest...Added a three-hit game while also driving in a run the following day against Purdue (3/3)...Added back-to-back, two-hit games against Murray State on 3/17-18...Finished the year with four multi-hit contests (three 2-hit and one 3-hit)...Named to the Atlantic Collegiate Baseball League all-star team during the summer in which he hit .371 with seven doubles, six home runs and 23 RBI...One of two Golden Eagle baseball players to garner the Conference USA Academic Medal...Added C-USA Commissioner's Honor Roll honors...Named to Athletic Director's Honor Roll during Fall 2011, Spring 2012, and Fall 2012 semesters...**Prep:** Class 4A co-player of the year in 2011 at Columbia High School...Named to the 2011 All-state first team...A 2010 USA Baseball Tournament of Stars (NABF) participant...Led Columbia to the 2011 MHSAA Class 4A State Championship, the first in its school's history...His 50 hits as a

Meet the Golden Eagles

senior year believed to be a school single-season record...Batted .526 with nine home runs, 12 doubles, 47 RBIs and a .931 slugging percentage...**Personal:** Son of Richard and Karen Ellis...Majoring in Human Performance (Exercise Science)...Born March 3, 1993.

Ellis' Career Stats

Year	Avg	GP	GS	AB	R	H	2B	3B	HR	RBI	TB	SLG%	BB	HBP	SO	GDP	OB%	SF	SH	SB	ATT	PO	A	E	FLD%
2012	.208	21	12	53	8	11	3	0	0	8	14	.264	6	2	8	2	.306	1	0	1	1	37	0	1	.974
2013																									
TOTAL	.208	21	12	53	8	11	3	0	0	8	14	.264	6	2	8	2	.306	1	0	1	1	37	0	1	.974




34 | Conor Fisk

6-2, 212, R/R, Junior, Right-handed Pitcher, Brown Deer, Wis. (Wabash Valley College)

2013 (Jr.): Missed the first three weeks of the regular season with an arm injury...Did make 12 starts during the year, posting a 4-3 record with a 3.23 ERA...Fanned 50 and walked 26 over 69 2/3 innings of work...Named C-USA Pitcher of the Week (4/8) after throwing a complete-game, two-hit shutout against Tulane (4/7)...Tied a team season-high with 11 strikeouts against UAB (4/27, g2)...Fanned at least five batters in six starts...Allowed one or fewer earned runs in six starts...Pitched at least six innings in seven starts...Earned first Golden Eagle victory with five innings of work against Central Arkansas (3/17)...Allowed just one earned run against league foes UCF (3/30), Memphis (4/21) and UAB (4/27)... **Junior College:** Named the 2012 Great Rivers Athletic Conference Co-Pitcher of the Year on the strength of a 14-2 record with a 2.71 earned run average...Fanned 115 in 99 2/3 innings of work with only 30 walks...Surrendered just 61 hits and allowed 39 runs of which 30 were earned...Team finished 48-13 and lost in the GRAC championship game to John A. Logan College...Played for coach Rob Fournier...Team went 45-17 during his freshman campaign and captured the GRAC championship as well as the sectional title... Collected a 4.10 earned run average by allowing 28 earned runs on 50 hits over 47 2/3 innings with 48 strikeouts and just 20 walks...**Prep:** A 34th round selection in the 2010 draft by the Milwaukee Brewers...Prepped at Grafton High School for coach Brian Durst, where he posted an 11-2 record with a 1.02 ERA to go along with 170 strikeouts over 103 innings of work during his senior campaign...His team went 21-10...Was the No. 2 ranked player out of the state of Wisconsin that year by PerfectGame.org...Garnered all-state, all-district and all-conference honors... Lettered three seasons in hockey...**Personal:** Son of Kevin and Marianne Fisk...Majoring in Interdisciplinary Studies with a minor in Sport Coaching Education...Born April 4, 1992.

Fisk's Career Stats

Year	ERA	W	L	App	GS	CG	SHO	CBO	SV	IP	H	R	ER	BB	SO	2B	3B	HR	BF	B/Avg	WP	HBP	BK	SFA	SHA
2013	3.23	4	3	12	12	2	1	0	0	69.2	67	31	25	26	50	6	1	5	296	.258	6	1	1	1	8
TOTAL	3.23	4	3	12	12	2	1	0	0	69.2	67	31	25	26	50	6	1	5	296	.258	6	1	1	1	8



5 | Andrew Furr

6-2, 193, L/L, Junior, Outfielder, Ackerman, Miss. (Ackerman HS)


2013 (So.): Participated in 28 games and started in 12 (11 in leftfield, 1 in rightfield)... Batted .250 with a double and 10 RBI...Collected a pair of two-hit games...First of those came in initial start of the year against Missouri (2/17) in which he tallied a pair of singles and drove in two runs...Also collected two singles at East Carolina (5/5)...Drove in two runs against Eastern Illinois (2/22)...Collected pinch hits in three consecutive appearances, including a go-ahead RBI single in the ninth against Ole Miss (4/16) in Pearl to lift the Eagles to a 2-1 victory...Notched a RBI, single late at Memphis (4/19), driving in an insurance run in a victory at FedExPark...Ended the series against the Tigers with a single (4/21)...Successfully fielded all 18 chances...Earned Athletic Director's Honor Roll for the Fall 2013 semester...Made the Dean's List during the Spring 2013 semester...**2012 (r-Fr.):** Appeared in 16 games and started in five (three at designated hitter, one in leftfield and one in rightfield)...Drove in four runs including first RBI in a pinch-hit assignment with a single against Troy (2/26)...Added another RBI on a pinch hit single against LSU (4/11) in Metairie...finished 2-for-5 in a pinch hitting role during the year...Drew a pair of walks against Tulane (5/4)...Named to Athletic Director's Honor Roll during spring semester...A member of the Conference USA Commissioner's Honor Roll...**2011 (Fr.):** Redshirted...Earned Conference USA Commissioner's List accolade...**Prep:** An all-state outfielder who

Meet the Golden Eagles

hit .545 with 28 RBI in 25 games at Ackerman High School...Recorded a .629 on base percentage and a .857 slugging percentage as a senior...Selected to play in the annual Mississippi Crossroads All-Star game...Team won 2009 2A state championship...Was a four-year all-district performer ...Won the team's highest batting average award and also it Cy Young Award for top pitcher during his time there...Played in the State Games of Mississippi twice, earning Co-Gold Medal honors in 2008...**Personal:** Son of John and Jill Furr...Majoring in Interdisciplinary Studies...Born on Nov. 12, 1991.

Furr's Career Stats

Year	Avg	GP	GS	AB	R	H	2B	3B	HR	RBI	TB	SLG%	BB	HBP	SO	GDP	OB%	SF	SH	SB	ATT	PO	A	E	FLD%
2012	.200	16	5	20	3	4	0	0	0	4	4	.200	4	2	5	0	.370	1	0	0	1	7	0	0	1.000
2013	.250	28	12	52	6	13	1	0	0	10	14	.269	5	1	15	1	.317	2	0	0	0	17	1	0	1.000
TOTAL	.236	44	17	72	9	17	1	0	0	14	18	.250	9	3	20	1	.333	3	0	0	1	24	1	0	1.000



35 | Cameron Giannini


6-3, 232, R/R, Senior, Right-handed Pitcher, Danville, Va. (San Jacinto JC)

2013 (Jr.): Posted a 1-1 record in 14 relief appearances with 19 strikeouts and 11 walks over 16 1/3 innings...Registered lone victory of the year in his season debut, by throwing two shutout innings and fanning five, while walking just one in a win over Missouri (2/16)...Followed that outing with a four-inning stint against Missouri State (2/23) in which he fanned a career-best seven in a no decision...Added a 3 2/3 innings outing against South Alabama (3/26) in which he held the Jaguars scoreless on a hit and a walk with three strikeouts...Had a string of eight outings in which he did not allow a run spanning nine innings from March 10 until April 27...Named to the Northwoods League All-Star North squad during the 2013 summer season, as he finished the campaign 5-2 in 10 appearances (eight starts) to go along with a 2.75 ERA over 52 1/3 innings of work for the Mankato Moondogs...Fanned 55 and walked just 16...Registered two strikeouts in only two batters faced in the Northwoods All-Star game...Threw a pair of eight-inning shutouts against Willmar (6/23) and St. Cloud (7/6)...Posted a summer-high 10 strikeouts in the St. Cloud performance...**2012 (Soph.):** Made 16 relief appearances in his first season, where he posted a 3-3 record with a 3.67 earned run average and a save...Used in long relief as eight of his appearances lasted at least at least two innings...Had a string of seven appearances, spanning 13 1/3 innings, in which he did not allow an earned run...Fanned a season-high three batters on two occasions, coming against Mississippi Valley State (2/28) and UCF (4/15)...Threw three scoreless innings in his debut in the second game of the doubleheader against Nicholls State (2/19) to get a victory...Got a win in a 2 1/3 stint against Memphis (4/22), allowing no runs and no hits, while walking one and striking out two...Earned final win of campaign against UAB (5/18) in his longest outing of the year of 3 2/3 innings...Registered lone save against Louisiana-Lafayette (3/11), allowing no runs over three innings of work...**Junior College:** Redshirted in his only season at San Jacinto Junior College...**Liberty:** Played as a true freshman for Liberty University...Posted a 4-3 record with a 6.00 ERA...Pitched in just 45 innings, posting 40 strikeouts...**Prep:** Played at the Hargrave Military Academy...Selected in the 49th round of the 2009 MLB Draft by the Detroit Tigers...Named a 2009 Under Armour/Rawlings All-American...A first-team all-state selection as a senior...Earned second-team all-state as a junior...Named a three-time Academic All-State selection...Posted three-time Danville All-Metro and All-VIC first team member...Also played shortstop...Finished 2008 with a 3-2 record, recording 54 strikeouts in 35 innings and compiling an ERA of 1.78...Added three home runs, eight doubles, four triples, 19 runs and 21 RBI...Posted a combined 12-4 record with a 1.78 ERA over 89 innings pitched, striking out 145 and walking 24 in 2007 and 2008...**Personal:** Son of Robert and Sherri Giannini...Has one sister...Majoring in Sport Management...Born August 23, 1991.

Giannini's Career Stats

Year	ERA	W	L	App	GS	CG	SHO	CBO	SV	IP	H	R	ER	BB	SO	2B	3B	HR	BF	B/Avg	WP	HBP	BK	SFA	SHA
2012	3.67	3	3	16	0	0	0	0	1	27.0	24	13	11	11	12	5	0	2	114	.245	3	3	1	1	1
2013	6.06	1	1	14	0	0	0	0	0	16.1	16	11	11	11	19	2	0	0	71	.276	0	2	0	0	0
TOTAL	4.57	4	4	30	0	0	0	0	1	43.1	40	24	22	22	31	7	0	2	185	.256	3	5	1	1	1

Meet the Golden Eagles



1 | Michael Gilbert

6-3, 195, R/R, Junior, Infield, Saucier, Miss. (Miss. Gulf Coast CC)

Named to Athletic Director's Honor Roll for the Fall semester...**Junior College:** Played the last two seasons at Miss Gulf Coast Community College for Gary Rath and saw action at six different positions...Batted .342 with 12 doubles, a triple, three home runs and 32 RBI to go along with 12 stolen bases...Earned NJCAA Division II and MACJC Player of the Week honors once during the campaign...Collected a Pinnacle Award for Excellence with a 4.0 grade point average by the NJCAA...Saw action in 38 games for two different teams in the Valley Baseball League over the summer in which he hit a combined .308 with eight doubles, a triple and drove in 23 runs...Played in 51 games during his freshman campaign and notched a .294 batting average with nine doubles, a triple, a home run and 17 RBI...**Prep:** Batted .417 as a senior at Harrison Central High School with eight doubles, four home runs and 18 RBI...**Personal:** Son of Bill and Melissa Gilbert...Majoring in Human Performance (Exercise Science)...Born on Jan. 15, 1993.




21 | A.J. Glasshof

6-0, 209, L/L, Senior, Left-handed Pitcher, Sugar Land, Texas (San Jacinto JC)

2013 (Jr.): Made 12 appearances, including four starts to post a 1-2 record with a 2.89 ERA to go along with one save...Fanned 13 and walked nine in 28 innings of work... Threw two scoreless innings in debut at Alabama (2/19)...Allowed an unearned run in first Golden Eagle start at New Orleans (4/9) in which he gave up just five hits and one walk while striking out a season-high six...Registered lone victory in starting assignment at home against Ole Miss (5/14), handcuffing the Rebels for six innings, allowing no runs on four hits with a walk and a strikeout...Started both games against Ole Miss on the season and allowed just one earned run over 10 2/3 innings...Made the Dean's List during the Spring 2013 semester...Earned Athletic Director's Honor Roll for the Fall 2013 and 2012 semester...**Junior College:** Played a season at San Jacinto Community College for coach Tom Arrington, where he posted an 8-5 record in 19 appearances (15 starts), which included a save...Threw 111 1/3 innings and allowed 44 runs (26 earned) on 84 hits with just 27 walks and 100 strikeouts...His team finished second in the Junior College World Series in Grand Junction, Colo.... Enjoyed a stellar freshman campaign at Wharton County Community College for Javier Solis, which allowed him to play for the Eau Claire Express of the Northwoods Collegiate League in the summer of 2011 before transferring to San Jacinto...**Prep:** Attended Austin High School and was the Sugar Land Sun's Pitcher of the Year in 2010 as well as the District MVP after fanning 121 batters and walking just 14 in 81 innings...Won a district-high 10 games and recorded an ERA of 1.73...Also garnered honorable mention Class 5A all-state accolades that season...**Personal:** Son of Mark and Janell Glasshof...Majoring in Interdisciplinary Studies with a minor in Sport Coaching Education...Born on Nov. 8, 1991.

Glasshof's Career Stats

Year	ERA	W	L	App	GS	CG	SHO	CBO	SV	IP	H	R	ER	BB	SO	2B	3B	HR	BF	B/Avg	WP	HBP	BK	SFA	SHA
2013	2.89	1	2	12	4	0	0	0	1	28.0	32	11	9	9	13	4	1	1	123	.294	1	1	0	0	4
TOTAL	2.89	1	2	12	4	0	0	0	1	28.0	32	11	9	9	13	4	1	1	123	.294	1	1	0	0	4




33 | Joey Harris

6-1, 200, R/R, Junior, Outfield, Gulfport, Miss. (Miss. Gulf Coast CC)

2013 (Jr.): Redshirted...**Junior College:** Played two seasons for Gary Rath at Mississippi Gulf Coast Community College...Batted .304 with seven doubles, a home run and 14 RBI in 41 games last spring...Hit .455 with four doubles and two RBI in a limited role as a freshman at MGCCC...**Prep:** Was an outstanding player at St. Patrick Catholic High School for coach Joe Sam Owen...Earned all-state honors his senior campaign and was a four-time all-district performer...Played on the 2007 state championship squad...Named to South Mississippi squad for the All-Star squad his junior campaign, earning the "Best Hitter" award...Participated in the Crossroads Senior All-Star game...**Personal:** Son of Joe and Sandy Harris...Majoring in Sport Management...Born on Oct. 7, 1991.

Meet the Golden Eagles



36 | Nick Johnson

6-1, 197, R/R, Sophomore, Right-handed Pitcher, Ridgeland, Miss. (Ridgeland HS)

2013 (r-Fr.): Appeared in 10 games, all in relief...Went 2-1 with a 1.96 earned run average and one save...Fanned 16 and walked eight...Did not allow an earned run over his first four outings, spanning 10 1/3 innings...Threw a season-high four innings against New Orleans (4/9) and allowed two hits and fanned a season-best four...Got his first collegiate victory in that UNO contest and added a win against Memphis (4/19) with a stint of 1 1/3 frames...Earned lone save in opening game of the C-USA Tournament versus Tulane in which he threw two innings of shutout baseball which included two hits, a walk and two strikeouts...

Suffered the loss in the C-USA Championship game against Rice (5/26) despite throwing a solid 3 1/3 frames against the Owls, which included getting a double play with the bases loaded when he entered the game in the eighth...Named to the President's List for the 2013 Fall semester and the Dean's List during the 2013 Spring semester...**2012 (Fr.):** Redshirted...Played during summer for the Riverhead Tomcats of the Atlantic Collegiate Baseball League in which he made the ACBL All-Star game...Led the team with four saves to go along with a 1-3 record and a 1.67 earned run average...Fanned 31 batters in 27 innings of work for the Tomcats...Excelled in the classroom, earning President's List honors and Dean's List accolades once each during the year...Collected Athletic Director Honor Roll accolades for the 2012 Fall semester...Earned the C-USA Academic Medal and was also a member of the league's Commissioner's Honor Roll...**Prep:** Played at Ridgeland High School where he was picked to the 2011 **Clarion-Ledger** Dandy Dozen...Named MVP of the state's Class 5A...Led Ridgeland to the 2011 MHSAA Class 5A State Championship... Threw a 3-hitter and struck out nine versus Long Beach as Titans won first state title...Was 9-3 with 129 Ks in 86 2/3 innings (2.42 ERA)...Helped lead the Titans to a class 5A North State championship with an 11-1 record and a 1.63 ERA as a junior...In 66 innings of work he struck out 71 batters and walked only 16...Held opponents to a .180 batting average...Fired seven complete games... Batted .430 with five doubles, a pair of home runs, and 28 RBI at shortstop ...A two-time All-Metro pick...**Personal:** Son of Bob Johnson and Karen Johnson...Majoring in International Business...Born on January 14, 1993.

Johnson's Career Stats

Year	ERA	W	L	App	GS	CG	SHO	CBO	SV	IP	H	R	ER	BB	SO	2B	3B	HR	BF	B/Avg	WP	HBP	BK	SFA	SHA
2013	1.96	2	1	10	0	0	0	0	1	23.0	16	5	5	8	16	2	0	0	90	.208	1	4	0	1	0
TOTAL	1.96	2	1	10	0	0	0	0	1	23.0	16	5	5	8	16	2	0	0	90	.208	1	4	0	1	0



17 | Cooper Jones

6-1, 173, R/R, Freshman, Right-handed Pitcher, Pensacola, Fla. (Pensacola Catholic HS)


Named to the Athletic Director's Honor Roll for the 2013 Fall semester...**Prep:** Played at Pensacola Catholic High School for coach Richard LaBounty as the squad was named the National Champions by **Collegiate Baseball**, **USA Today** and MaxPreps after finishing a perfect 30-0 and winning the Florida Class 4A state championship for the second-straight season in 2013...Threw the final frame in the clinching game in a 7-5 victory over Monsignor Pace (Miami) to cap a season that included a 9-0 record with three saves...Posted a

1.32 ERA over 58 1/3 innings with 81 strikeouts and 29 walks as he appeared in 16 games, including nine starts on his way to being named second team Louisville Slugger All-American...Threw a complete game in the state semifinals, defeating Fort Myers-Bishop Verot 2-0, allowing just three hits in the contest...Collected an 8-0 record as a junior with a 1.14 ERA...Fanned 58 and walked 28 in 55 1/3 innings...Captured a complete-game victory over Bishop Verot in the state title game, avenging a loss to the same school the previous year for the championship...**Personal:** Son of Tim Jones and Kelli Malone...Majoring in Business Administration...Born June 8, 1995.

4 | Breck Kline

5-11, 188, R/R, Sophomore, Infield/Outfield, Slidell, La. (Northshore HS)

2013 (r-Fr.): Played in 24 games and collected 16 starts (11 in leftfield, three at shortstop, two in rightfield)...Batted .154 with a double and four RBI...Notched a season-high two hits versus Mississippi State (3/12) and drove in two runs at ULM (2/26) and against SIUE (5/12)...Got hits in consecutive games against UAB (4/27) and SIUE (5/12)...Successfully fielded 42 of 43 chances... Named to Athletic Director's Honor Roll during the Spring 2013 semester...**2012 (Fr.):** Redshirted...Batted .354 with a pair of doubles,



Meet the Golden Eagles

two triples and eight RBI in just 13 games for the Danville Dans of the Prospect League during the summer months...An injury limited his playing time for the Dans as he appeared in just 13 games...Named to Athletic Director's Honor Roll for Fall 2013 semester...**Prep:** An All-American infielder for coach Rick Mauldin at Northshore High School...An all-district selection three times and All-Metro New Orleans once...Batted .479 with three home runs and 20 RBI as a senior...Hit .420 with six homers and 22 RBI as a junior...Named an All-American, All-State, All-Metro and All-District selection as a junior...As a sophomore he helped lead his team to a 36-2 record while capturing a Class 5A Louisiana State Championship and a No. 2 final national ranking...Hit .325 with five home runs and 37 RBI while earning All-District and All-State honors...Ranked the No. 190 high school baseball prospect in the country by Perfect Game...Was in 2010 USA Baseball Tournament of Stars (PONY)...A 2011 Under Armour, Perfect Game and Louisville Slugger preseason All-American...**Personal:** Son of Steve and Robyn Kline...Majoring in Sport Coaching Education with a minor in Physical Education...Born on March 9, 1992.

Kline's Career Stats

Year	Avg	GP	GS	AB	R	H	2B	3B	HR	RBI	TB	SLG%	BB	HBP	SO	GDP	OB%	SF	SH	SB	ATT	PO	A	E	FLD%
2013	.154	24	16	52	3	8	1	0	0	4	9	.173	3	0	16	3	.196	1	0	2	2	30	12	1	.977
TOTAL	.154	24	16	52	3	8	1	0	0	4	9	.173	3	0	16	3	.196	1	0	2	2	30	12	1	.977



28 | Cody Livingston

6-2, 188, L/L, Junior, Left-Handed Pitcher, Brandon, Miss. (Northwest Rankin HS)

2013 (Soph.): Appeared in 16 games, all in relief...Posted an 0-5 record with a 4.26 ERA and one save...Allowed just four of 20 inherited runners to score during the year... Threw longest outing of his career at South Alabama (3/6) with 5 2/3 shutout innings in which he gave up just one hit and fanned three...Added a four-inning performance against SIUE (5/10), in which he fanned three and allowed no runs on three hits...Had a stretch of four outings without surrendering a run from Feb. 26 until March 10, spanning 8 2/3 innings...Registered first career save in regular-season finale at Houston, registering the final two outs in helping the Golden Eagles win a share of the C-USA crown...Fanned a batter to end the game...Added three strikeouts in a relief outing against Auburn (3/20) in Mobile...Played for Bourne in the Cape Cod League over the summer and posted a 1-0 mark during the regular season, appearing in 10 games with one start... Notched a 4.74 ERA over 23 1/3 innings and fanned 24, while walking 14...Went 1-0 in the postseason in two appearances and fanned nine while walking one over 6 2/3 frames...**2012 (Fr.):** Saw action in 20 contests, including 19 in relief...Posted a 3-1 record with a 4.25 earned run average...Fanned 22 and walked 12 over 29 2/3 innings...Threw season-high 4 1/3 innings in team's season opener against Nicholls State (2/17)... Fanned season-high four in the contest...Allowed just one hit and struck out two over two innings against Murray State (3/17) to garner his first victory...Added a two-inning relief stint against East Carolina (5/13), giving up just two hits for a win, while also earning his final victory against Rice (5/26) in the team's final game of pool play in the C-USA Tournament...Whiffed two Owl hitters in the contest...Went from Apr. 24 (Mississippi State) to May 19 (UAB), six-straight appearances, without allowing an earned run, totaling nine innings of work...Added three shutout innings, giving up one hit while fanning one against Ole Miss (5/1)... Made the fall (2011) Dean's List...**Prep:** Selected a 2011 6A first-team all state team for coach Jeff McClaskey at Northwest Rankin High School... Batted .443 with 10 doubles to go with 22 RBI...Went 8-1 with a 0.82 ERA, striking out 88 batters over 60 innings...Named to Mississippi High School All-Star game...His ERA as a senior is a school record for a season...**Personal:** Son of Mark Livingston and Kelly Livingston...Majoring in Sport Management...Born on Sept. 9, 1992.

Livingston's Career Stats

Year	ERA	W	L	App	GS	CG	SHO	CBO	SV	IP	H	R	ER	BB	SO	2B	3B	HR	BF	B/Avg	WP	HBP	BK	SFA	SHA
2012	4.25	3	1	20	1	0	0	0	0	29.2	28	18	14	12	22	3	0	2	139	.246	3	9	1	0	4
2013	4.26	0	5	16	0	0	0	0	1	19.0	16	11	9	8	16	3	0	1	86	.222	0	3	0	1	2
TOTAL	4.25	3	6	36	1	0	0	0	1	48.2	44	29	23	20	38	6	0	3	225	.237	3	12	1	0	6

Meet the Golden Eagles



11 | Luke Lowery

6-0, 202, B/L, Sophomore, Left-Handed Pitcher, Sumrall, Miss. (Sumrall HS)

2013 (So.): Saw action in six games, including two starts, but did not tally a record... Registered a 5.27 ERA over 13 2/3 innings with 14 strikeouts and 13 walks... Fanned season-high five in first career start at home against South Alabama (3/26) in his longest outing of the year of 5.0 innings, allowing just one unearned run on five hits... Went three innings in other start against New Orleans (4/10)... Fanned both batters he faced against Ole Miss (5/14)... Threw 1 2/3 scoreless innings against Mississippi State (3/12)... Named to Athletic Director's Honor Roll during the Spring 2013 semester... **2012 (Fr.):** Red-shirted... Earned C-USA Commissioner's Honor Roll... **Prep:** Helped lead Sumrall High School to fourth consecutive Class 3A state championship for coach Larry Knight in 2011... Recorded a 10-0 mark with a 0.94 ERA over 66 innings of work his senior season... Posted an 11-1 record with a 1.13 earned run average with 102 strikeouts and just 19 walks over 62 innings of work during his junior campaign... Had a .309 batting average over 94 at bats with 19 RBI as a senior... Selected to the 2011 Louisville Slugger All-American team... Team finished 36-0 record in 2009 and finished the 2010 season ranked as high as No. 1 in various national rankings... A 2010 USA Baseball Tournament of Stars (Dixie)... Named 2011 Louisville Slugger Preseason All-American... Tabbed to 2011 **Clarion-Ledger** Dandy Dozen... Named to the 2011 Rivals100 baseball list... **Personal:** Son of Mark and Deena Lowery... Majoring in Marketing... Born on March 9, 1993.

Lowery's Career Stats

Year	ERA	W	L	App	GS	CG	SHO	CBO	SV	IP	H	R	ER	BB	SO	2B	3B	HR	BF	B/Avg	WP	HBP	BK	SFA	SHA
2013	5.27	0	0	6	2	0	0	0	0	13.2	16	9	8	13	14	2	0	1	70	.281	0	0	0	0	0
TOTAL	5.27	0	0	6	2	0	0	0	0	13.2	16	9	8	13	14	2	0	1	70	.281	0	0	0	0	0



26 | Tim Lynch


6-1, 219, L/R, Sophomore, Infield, Jupiter, Fla. (Dwyer HS)

2013 (Fr.): Played in 52 games as a true freshman and started in 44 contests (32 at first base and 12 at designated hitter)... Batted .247 with six doubles, a triple and 23 RBI... Had an 11-game hitting streak during the early portion of the season (2/16-3/8) in which he hit .419 (18x43) with three doubles, a triple and 10 RBI... Had season-high three hits against Alcorn State (2/24), Troy (3/1) and Houston (5/17)... Drove in two runs on four separate occasions... Only committed two errors in 260 fielding chances at first base... Named to Athletic Director's Honor Roll during the Spring 2013 semester... **Prep:** Played for coach Frank Torre at Dwyer High School and saw action at first base, third base and catcher... Was a 2nd team All-Florida region preseason selection by Rawlings/Perfect Game heading into the 2012 season... Named a **Palm Beach Post** Large Schools first-team selection as his team captured the district championship... Finished 18-9 and reached the regional semifinal for only the second time in its history, with 1998 being the other time... Participated in the PalmBeachHighSchoolBaseball.com senior game... Batted .485 with four home runs and 19 runs batted in through the end of district play... Participated in the 6th annual Power Showcase international high school home run derby in 2011, serving as the representative from the state of Florida... Earned all-county honors and all-conference team honors three times... Led Palm Beach Country in home runs in 2011... **Personal:** Son of Frank and Diane Lynch... Undecided on an academic major... Born on June 3, 1993.

Lynch's Career Stats

Year	Avg	GP	GS	AB	R	H	2B	3B	HR	RBI	TB	SLG%	BB	HBP	SO	GDP	OB%	SF	SH	SB	ATT	PO	A	E	FLD%
2013	.247	52	44	170	15	42	6	1	0	23	50	.294	13	3	23	5	.307	3	3	0	1	247	11	2	.992
TOTAL	.247	52	44	170	15	42	6	1	0	23	50	.294	13	3	23	5	.307	3	3	0	1	247	11	2	.992

Meet the Golden Eagles




6 | James McMahon

6-0, 212, R/R, Junior, Right-handed Pitcher, Hattiesburg, Miss. (Oak Grove HS)

2013 (R-So.): Threw 6 1/3 innings over seven relief appearances...Fanned a season-high two against Alcorn State (2/24), Marshall (4/13, g2) and SIUE (5/10)...Notched lone save in a scoreless frame against New Orleans (4/10)...Did not walk a batter and fanned seven for the season...Threw a scoreless inning against Alcorn State (2/24)...Named to Dean's List for the Fall 2013 semester and Athletic Director's Honor Roll for the Spring 2013 semester...**2012 (R-Fr.):** Used in middle relief in which he made 17 appearances during his initial campaign with the Golden Eagles...Posted a 2-1 record with a 5.11 earned run average with 23 strikeouts in 37 innings of work...Went at least two innings in 10 outings...Got both victories in back-to-back appearances against Auburn (3/4) and Louisiana-Lafayette (3/10)...Threw 1 1/3 innings at Auburn and allowed no runs on two walks with a strikeout and scattered two hits and two walks while not allowing a run with three strikeouts over 4 1/3 in defeating UL Lafayette...Garnered saves in his first two appearances, each three-inning scoreless performances, against Nicholls State (2/19) in the first game of a doubleheader and versus Troy (2/25)...Fanned four against Memphis (4/21) and did not allow a run or a hit over the final 2 2/3 to get his third and final save of campaign...Threw three scoreless innings at Ole Miss (3/20)...Added two at bats and went hitless in his two trips to the plate...Named to the President's List during the Fall semester...Earned C-USA Commissioner's Honor Roll accolades...**2011 (Fr.):** Redshirted...Made the Athletic Director's Honor Roll during the spring semester and the Dean's List during the fall...Earned C-USA Commissioner's Honor Roll for the year...**Prep:** Was 5-1 in 10 appearances for coach Chris McCardle...Struck out 62 batters in 38.1 innings of work with a 2.56 ERA...Also lettered in football as the team's starting quarterback...**Personal:** Son of Hall and Lisa McMahon...Majoring in Construction Engineering Technology...Born on September 28, 1991.

McMahon's Career Stats


Year	ERA	W	L	App	GS	CG	SHO	CBO	SV	IP	H	R	ER	BB	SO	2B	3B	HR	BF	B/Avg	WP	HBP	BK	SFA	SHA
2012	5.11	2	1	17	0	0	0	2	3	37.0	31	27	21	23	23	6	1	0	172	.225	6	7	0	2	2
2013	9.95	0	1	7	0	0	0	0	1	6.1	12	7	7	0	7	3	0	0	31	.400	2	0	0	1	0
TOTAL	5.82	2	1	24	0	0	0	2	4	43.1	43	34	28	23	30	9	1	0	203	.256	8	7	0	3	2



22 | Ryan Milton

6-4, 215, R/R, Junior, Right-Handed Pitcher, Albany, La. (Albany HS/Jones JC)

Junior College: Played two seasons for coach Christian Ostrander at Jones County Junior College...Made five starts his sophomore season and recorded a 3-0 record with a 2.74 earned run average in 23 innings...Hurled a complete-game seven-inning contest in a win over Hinds CC...Posted a 6-4 mark as a freshman with a 2.26 ERA...Pitched 51 2/3 innings, allowed just 42 hits and recorded 61 strikeouts...**Prep:** Earned four letters in baseball for coach David Pittman at Albany High School...A two-time all-parish and three-time all-district selection...Collected a 9-2 record with a 1.29 ERA and struck out 134 batters as a senior...**Personal:** Son of Richard and Bridget Milton...Has two older sisters, Marley and Lauren...Majoring Interdisciplinary Studies...Born on Dec. 18, 1991.



8 | Jay Myrick

5-9, 170, R/R, Senior, Right-Handed Pitcher, Spanish Fort, Ala. (Spanish Fort HS)


2013 (Jr.): Went a perfect 4-0 with a save in 19 relief appearances...Threw 42 innings and posted a 2.79 ERA...Fanned 42 and walked 21 as opponents hit just .203 off of him during the year...Allowed just one hit in three innings in his season debut against Missouri (2/17) to get a victory with four strikeouts...Won back-to-back appearances with a 1 2/3 performance against Marshall (4/12) and a 3 1/3 scoreless outing against Ole Miss (4/16) in Pearl with five strikeouts...Got final victory in C-USA Tournament opener against Tulane (5/22), giving up one unearned run on one hit and one walk with a strikeout over 2 1/3 frames...Notched lone save by throwing final scoreless inning at UCF (3/28)...Posted season-high five strikeouts in four different appearances and had four punchouts in four contests, pitching over four-plus innings in three of those games...Went 12 2/3 scoreless innings over six appearances ranging from March 28 to April 21...**2012 (R-Soph.):** Made 11 appearances, including three starts, and posted a 2-1 record with a 5.94 earned run average...Allowed just

Meet the Golden Eagles

one unearned runs on two hits with a pair of walks and nine strikeouts in first appearance of the season against Troy (2/24) in 6 2/3 of relief and not figuring in to the decision...Posted first victory in next outing, a 7-inning start against Charleston Southern (3/2) in which he allowed two runs (one earned) on six hits and two walks with six strikeouts...Allowed just a hit and two walks, along with two strikeouts, in relief victory versus Louisiana-Monroe (3/27)...Lasted at least two innings in five of his eight outings out of the pen...Garnered Dean's List honors during the Fall semester...Made the Athletic Director's Honor Roll during the spring semester...**2011 (Soph.):** Redshirted due to arm injury...Received Athletic Director Honor Roll honors this during the Fall 2011 semester...**2010 (Fr.):** Earned a record of 3-0 in 21 appearances...Appeared primarily out of the bullpen in relief...Earned first career start and win against UAB (3/27)...Earned first career save against Houston (4/24) in three innings of work...Struck out 17 batters in 32.1 innings of work...**Prep:** An All-State and All-County selection at Spanish Fort High School for coach Tommy Walker...Played in the AHSAA all-star game...Was 17-6 on the mound in his career with 218 strikeouts and a 2.77 ERA...Hit .310 in his career with 81 RBI, 17 home runs and 23 doubles...Set school record for wins and strikeouts...**Personal:** Son of Mike and Barbara Myrick...Majoring in Construction Engineering Technology...Born on August 29, 1990.

Myrick's Career Stats

Year	ERA	W	L	App	GS	CG	SHO	CBO	SV	IP	H	R	ER	BB	SO	2B	3B	HR	BF	B/Avg	WP	HBP	BK	SFA	SHA	
2010	7.52	3	0	21	4	0	0	0	1	32.1	37	29	27	28	17	6	0	5	160	.298	0	2	0	3	3	
2011	--- Redshirted ---																									
2012	5.94	2	1	11	3	0	0	0	0	33.1	29	24	22	27	26	2	0	5	153	.246	3	2	1	3	3	
2013	2.79	4	0	19	0	0	0	1	1	42.0	28	16	13	21	42	8	0	2	171	.203	3	4	0	1	7	
TOTAL	5.18	9	1	51	7	0	0	1	2	107.2	94	69	62	76	85	16	0	12	484	.247	6	8	1	7	13	



30 | Taylor Nunez

6-4, 197, R/R, Sophomore, Right-Handed Pitcher, Slidell, La. (Salmen HS)

2013 (So.): Appeared in one game, throwing an inning against Mississippi State (3/12), allowing three runs (two earned) on three hits with a pair of walks and a strikeout...Suffered an arm injury and missed the remainder of the season, earning a redshirt...**2012 (Fr.):** Saw action in eight games, making five starts during the year...Posted a 1-3 record with a 4.74 earned run average...Earned lone victory in his first collegiate start against Mississippi Valley State (2/28), allowing an unearned run on one hit with a walk and eight strikeouts...Surrendered just three hits and a walk with two strikeouts in his longest relief outing of the season of five innings against Houston (3/25)...Did not allow an earned run in his first two outings, spanning 8 2/3 innings...A member of the C-USA Commissioner's Honor Roll...Made the Athletic Director's Honor Roll during the fall semester...Rated one of the Top 10 incoming freshman in C-USA by Baseball America...**Prep:** Drafted in the 19th round (572 overall) by the Pittsburgh Pirates in the 2011 MLB First-Year Player Draft...Played at Salmen High School for coach Bill Morris...Pitched 38 innings and posted a 4-2 record 56 strikeouts and a 0.75 ERA as a senior...Named to the *Baseball America* Top 100 (No. 88) and Louisiana all-district 9-4A team...Collected a 5-3 mark with a 1.90 ERA, allowing only 15 earned runs in 55.1 innings as a junior...**Personal:** Son of Bret and Taylor Nunez...Majoring in Sport Coaching Education...Born on July 28, 1992.

Nunez's Career Stats

Year	ERA	W	L	App	GS	CG	SHO	CBO	SV	IP	H	R	ER	BB	SO	2B	3B	HR	BF	B/Avg	WP	HBP	BK	SFA	SHA
2012	4.74	1	3	8	5	0	0	0	0	24.2	18	15	13	12	16	1	1	0	110	.209	3	10	1	1	1
2013	18.00	0	0	1	0	0	0	0	0	1.0	3	3	2	2	1	2	0	0	9	.500	2	1	0	0	0
TOTAL	5.26	1	3	9	5	0	0	0	0	25.2	21	18	15	14	17	3	1	0	119	.228	5	11	1	1	1

Meet the Golden Eagles



25 | Mason Robbins

6-0, 205, L/L, Junior, Outfield/Pitcher, Leakesville, Miss. (George County HS)


2013 (Soph.): Named to the Conference USA second-team in the outfield...Started and played in 55 games (49 in rightfield and six at designated hitter, in which he started on the mound in five of those games)...Batted .317 with 10 doubles, two triples and two home runs to go along with a team-best 40 RBI...Ranked second on the club in multi-hit games with 20 (11 two-hit, 6 three-hit and 3 four-hit) and was tied for second in multi-RBI contests (five 2-RBI, one 3-RBI, one 4-RBI and one 5-RBI)...Named C-USA Hitter of the Week (4/1) after going 11x16 (.688) with two doubles, a triple and two RBI during the four-game week... Had his season-best, eight-game hitting streak (3/22-4/5)...Hit three-run, go-ahead home run in seventh inning against Missouri (2/16) which proved to be the game-winner...Had four hits and doubled twice with two RBI against Alcorn State (2/24)...Had a four-hit game against South Alabama (3/26)...Went 7-for-11 in the UCF series (3/28-30)...Knocked in a career-best five runs on four hits against UAB in the first game of a doubleheader (4/27)...Added back-to-back three hit games against East Carolina (5/4-5)...Had three hits and drove in four runs against SIUE (5/12)...Collected three hits and drove in a pair against Houston (5/24) in the C-USA Tournament...Also posted a 1-3 record on the mound with a 4.84 ERA in six appearances, including five starts...Played for the second consecutive summer with the Bourne Braves in the Cape Cod League... Batted .287 in 33 games during the regular season with six doubles and 13 RBI...**2012 (Fr.): A Louisville Slugger** Freshman All-American as chosen by the publication, *Collegiate Baseball* as a multiple position athlete...Garnered second-team Freshman All-America honors from *Baseball America*...Named Conference USA's Freshman of the Year, headlining the league's All-Freshman team...Played in 54 games and started in 50 (38 in rightfield, 11 at designated hitter and once in centerfield)...In six of his starts at designated hitter, he also was the starting pitcher...Batted .330 with 11 doubles, five triples, three home runs and 38 runs batted in...His triple total ranked first on the squad and in C-USA...Finished ninth in the league in hitting...Added a league-leading 18-game hitting streak for the season, starting on Feb. 19 (Nicholls State) to March 20 (Ole Miss)...Batted .466 (34-for-73) during the streak with 16 runs, four doubles, three triples, two home runs and 16 RBI...Led the team in multi-hit games with 22 (13 two-hit, 8 three-hit and 1 four-hit) and posted 10 multi-RBI contests (eight 2-RBI and two 3-RBI)...Belted first home run of season at Louisiana-Lafayette (3/11), a solo shot in the 11, which proved to be the game winner on the road...Registered an RBI bloop double down the leftfield line in the 14th which accounted for the only run in a 1-0 victory at home over UCF (4/13)...Had season-high, four-hit game against Charleston Southern (3/2) in which he doubled and tripled as well as scored a season-best three times...Also appeared in 10 games as a pitcher, with his six final appearances coming as starting assignments as the Golden Eagles' Sunday starter...Posted a 1-0 record with a 4.01 ERA...Fanned 17 in 33 2/3 innings...Lasted at least five innings in five of his six starts...Recorded only decision, a victory, at Marshall (4/29) in which he allowed just one earned run over five innings and also drove in three runs at the plate...Did not register a decision, despite a solid 5 1/3 inning effort against Rice (5/26) in the Eagles' season finale in the C-USA Tournament...Allowed two runs on four hits with two walks and fanned a season-best five in the outing...Played in the Cape Cod League over the summer for the Bourne Braves, earning a place on the West All-Star team for putting together a .316 average over 32 games with eight doubles, a triple, seven home runs and 19 RBI...Had a stretch in which he delivered three game-winning hits in the same week, two of which came in extra innings...Provided the league's first-ever game-winning inside-the-park homer in the 14th frame to beat Yarmouth-Dennis as one of those hits...Made the Athletic Director's Honor Roll during the spring and fall semesters...**Prep:** Named Mr. Baseball for the state of Mississippi in 2011 at George County High School...Taken in the 20th round (612 overall) of the 2011 MLB Draft by the New York Mets...Was 7-4 on the mound, striking out 99 batters in 65 innings while compiling a 1.83 ERA...Made the Class 6A semifinals during senior season...Batted .500, to go with his 14 home runs and 14 doubles and two triples...Had 40 RBIs, despite batting leadoff...Named to the 2010 Under Armour All-American game...Ranked the No. 60 high school baseball prospect nationally by Perfect Game...A 2011 **Clarion-Ledger** Dandy Dozen...Named to the 2011 Rivals100 Baseball List...**Personal:** Son of Michael and Phyllis Robbins...Majoring in Sport Management...Born on Feb. 1, 1993.

Robbins' Career Stats

Year	Avg	GP	GS	AB	R	H	2B	3B	HR	RBI	TB	SLG%	BB	HBP	SO	GDP	OB%	SF	SH	SB	ATT	PO	A	E	FLD%
2012	.330	54	50	215	36	71	11	5	3	38	101	.470	6	3	48	0	.356	1	1	7	8	64	7	2	.973
2013	.317	55	55	224	31	71	10	2	2	40	91	.406	15	2	27	7	.358	5	0	2	4	82	10	5	.948
TOTAL	.323	109	105	439	67	142	21	7	5	78	192	.437	21	5	75	7	.357	6	1	9	12	146	17	7	.959

Meet the Golden Eagles

Year	ERA	W	L	App	GS	CG	SHO	CBO	SV	IP	H	R	ER	BB	SO	2B	3B	HR	BF	B/Avg	WP	HBP	BK	SFA	SHA
2012	4.01	1	0	10	6	0	0	0	0	33.2	37	17	15	12	17	6	0	4	149	.285	0	0	1	0	7
2013	4.84	1	3	6	5	0	0	0	0	22.1	24	12	12	13	12	5	0	2	104	.286	0	3	0	2	2
TOTAL	4.34	2	3	16	11	0	0	0	0	56.0	61	29	27	25	29	11	0	6	253	.285	0	3	1	2	9



20 | Chuckie Robinson

5-11, 234, R/R, Freshman, Catcher, Danville, Ill. (Danville HS)

Prep: Played at Danville High School for coach Gary Gritton, where he was a three-time **The News-Gazette** All-Area first-teamer who led the Vikings with a .372 batting average and tied for fourth in the area with four home runs...Stole a team-high 11 bases...Established a school career record for homers (19)...His team won two regional and one section championship in Illinois...Named his team's most valuable player and also garnered **The News-Gazette** Player of the Year award, as well as a pair of all-Area honors and an all-conference nod during his junior campaign...Earned 2012 1st Team Under Armour Underclassmen All-American honors by **PerfectGame.org**... **Personal:** Son of Charles, Jr., and Dionne Robinson...Dad was signed by the Kansas City Royals and spent time in the minors with them, along with the Chicago Cubs organization, at catcher... His grandfather, Chuckie Sr., was a catcher who spent a season in the Chicago White Sox organization in the early 1960s...Majoring in Business Administration...Born on Dec. 14, 1994.



3 | Bradley Roney

6-1, 196, R/R, Junior, Infield/Pitcher, Wetumpka, Ala. (Wetumpka HS)

2013 (So.): Played at both third base and at pitcher for the Golden Eagles...Appeared in 46 games in the field, which included 44 starts at third base...Hit .250 with seven doubles, a triple and three home runs with 20 RBI...Added a 1-0 record with seven saves and ranks No. 5 in that category for his career at the school with 18 total... Converted seven of his eight save opportunities...Posted a 5.93 ERA over 13 2/3 innings and fanned 15, while walking 11...Enjoyed a season-high, seven-game hitting streak from April 19-27...Finished the year by collecting a hit in six of his final eight games, batting 11-for-29 (.379) over that span with a double, a triple, a home run and four RBI...Drove in a career-best five runs in the opening game of a doubleheader against UAB (4/27) on two hits, including a home run...Had 10 multi-hit contests including nine, two-hit games and one, three-hit game at Houston (5/18)...Captured lone decision, a victory, in 3 1/3 frames at East Carolina (5/4), allowing a pair of runs on four hits with a walk... Added a two-inning save against Central Arkansas (3/17) and threw at least one inning in nine of 12 appearances...Tallied a season-high three strikeouts in that UCA save...Played for the Wareham Gatemen in the Cape Cod League during the summer, posting a 0-1 record with a 1.58 ERA in 13 appearances...Fanned 21 in 17 innings while giving up just nine hits and 10 walks...Tallied a summer-high four strikeouts twice during the season...Made the Cape League All-Star game...**2012 (Fr.):** Named a **Louisville Slugger** Freshman All-American by the publication **Collegiate Baseball**...Earned a spot on the C-USA All-Freshman team...Saw action at third base and on the mound as the school's closer...Posted a 2-1 record with a freshman record 11 saves at the school, which also ranks tied for fifth on the single-season...Did not allow a run in his first five appearances, spanning 4 1/3 frames...Registered first victory of the season by throwing five shutout frames in a 1-0, 14-inning contest against UCF (4/13)...Fanned a career-high five in the contest...Collected a victory in the C-USA Tournament against Houston (5/24), throwing three innings, before the Golden Eagles won in the 10th inning...Also scored the game-winning run in the top of the 10th after drawing a leadoff walk...Converted 11 of 12 save opportunities during the campaign...Only surrendered runs in five of 20 outings with the most of two runs in which he gave up twice...Fanned 26 over 26 innings and surrendered just 18 hits and 14 walks...Allowed only three extra-base hits, all doubles...Posted a .227 batting average with a double, two home runs and 10 RBI on the season...Belted first homer at Louisiana-Lafayette (3/9), a two-run shot, and also a round-tripper to lead off the ninth at UAB (5/19) which tied the score and allowed the Golden Eagles to go on and win the contest in which he added his 11th save by pitching the bottom half of the frame...Hit safely in five of his final six games, going 8-for-21 (.381), which included three, two-hit games and a pair of three-RBI contests over that final stretch...Did not make an error in 22 fielding chances, which included 16 at third base...Named the No. 7 newcomer to Conference USA by **Baseball America** heading into the campaign...**Prep:** Taken in the 18th round (545th pick) by the Baltimore Orioles in the 2011


Meet the Golden Eagles

MLB First-Year Player Draft...A Class 6A Alabama Sports Writer Association first-team all-state pick at utility for coach Ray Mullino at Wetumpka High School...Hit .393 with four home runs and 19 RBI to go along with 22 stolen bases...Was 5-3 on the mound with a 2.21 earned run average...Fanned 76 and walked 21 in 50 2/3 innings of work...Participated in the North-South All-Star baseball game as part of the Alabama Sports Week in Huntsville...**Personal:** Son of Rick and Diane Roney...Majoring in Interdisciplinary Studies... Born on Sept. 1, 1992.

Roney's Career Stats

Year	Avg	GP	GS	AB	R	H	2B	3B	HR	RBI	TB	SLG%	BB	HBP	SO	GDP	OB%	SF	SH	SB	ATT	PO	A	E	FLD%
2012	.227	18	10	44	5	10	1	0	2	10	17	.386	5	0	13	0	.306	0	1	2	2	7	15	0	1.000
2013	.250	46	44	152	28	38	7	1	3	20	56	.368	14	12	36	4	.354	3	5	2	6	32	77	15	.879
TOTAL	.245	64	54	196	33	40	8	1	5	30	73	.372	19	12	49	4	.343	3	6	4	8	39	92	15	.897

Year	ERA	W	L	App	GS	CG	SHO	CBO	SV	IP	H	R	ER	BB	SO	2B	3B	HR	BF	B/Avg	WP	HBP	BK	SFA	SHA
2012	2.42	2	1	20	0	0	0	3	11	26.0	18	7	7	14	26	3	0	0	110	.200	3	1	0	3	2
2013	5.93	1	0	12	0	0	0	0	7	13.2	13	13	9	11	15	4	0	2	70	.260	0	7	0	1	1
TOTAL	3.63	3	1	32	0	0	0	3	18	39.2	31	20	16	24	41	7	0	2	180	.221	3	8	0	4	3



18 | Austin Roussel

6-0, 203, L/R, Junior, Outfield/Catcher, Hester, La. (Lutcher HS)

2013 (So.): Played in 36 games, which included 28 starts (22 at designated hitter, 5 at catcher and 1 in leftfield)...Was slated to share time behind the plate with Chase Fowler, but a hand injury suffered on March 17 against Central Arkansas forced him to miss 12 games and he only caught once down the stretch against East Carolina (5/25) in the C-USA Tournament...Hit .330 with six doubles, a triple and 14 RBI...Registered seven multi-hit games (three 2-hit, three 3-hit and one 4-hit) and added two 2-RBI contests...

Went 3-for-3 against Ole Miss in Pearl (4/16) and added a 4-for-4 performance against the Rebels (5/14) in Hattiesburg and is now 9-for-9 lifetime against UM in his career...Reached base in eight consecutive plate appearances spanning two games against Marshall (4/13) and Ole Miss (4/16)...Was first Golden Eagle to register three doubles in a game since Joey Archer did it (Mississippi State, 5/18/10) versus East Carolina (5/25) in the C-USA Tournament...Hit .353 (12x34) with two doubles, four RBI and 11 walks in 11 games in the leadoff spot...Named to the C-USA All-Academic Team...Named to the Athletic Director's Honor Roll for the 2013 Spring and Fall semesters...**2012 (R-Fr.):** Appeared in 31 games and made 16 starts (13 at catcher and three at designated hitter)...Batted .338 with a two doubles, a triple and eight RBI...Notched five multiple-hit contests (four 2-hit and one 3-hit) and had two 2-RBI games...Posted a seven-game hitting streak from Apr. 27 to May 12, in which he hit .500 (10-for-20) and had a stretch in which he hit safely in 11 of 12 games...Notched a single versus Troy (2/26) for his first collegiate hit...Drove in his first run with a sacrifice fly at Louisiana-Lafayette (3/11)...Tallied first two-hit game at Rice (4/1) and drove in a run...Drove in game's only runs with a pinch-hit two-run single down the rightfield line at Marshall (4/27)...Finished the Marshall series 6-for-9 as he added a pinch-hit single in the middle contest (4/28), before tallying his lone three-hit tilt (4/29) in the finale...Added two hits and two RBI against Alcorn State (4/6)...Played for the Acadiana Cane Cutters of the Texas Collegiate League last summer, hitting .246 with a double, a triple and 12 RBI...Earned Athletic Director's Honor Roll accolade in the Fall semester and the Dean's List during the spring...A C-USA Commissioner's Honor Roll pick...**2011 (Fr.):** Redshirted...Earned Dean's List honors in the fall and Athletic Director's Honor Roll accolades in the spring...Garnered the C-USA Academic Medal...Added C-USA Commissioner's Honor Roll selection as well...**Prep:** Played for coach Davey Clement at Lutcher High School...Hit .455 with two homers and 25 RBI as a junior...Named to All-district, All-River Parish, All-metro and All-state teams...Selected to play in the Louisiana East vs. West All-Star Game...Was a four-year letterman in football and won two state championships (2006, 2008)...**Personal:** Son of Todd and Myra Roussel...Has two brothers, Jordan and Spencer...Majoring in Construction Engineering Technology...Born on January 9, 1992.

Roussel's Career Stats

Year	Avg	GP	GS	AB	R	H	2B	3B	HR	RBI	TB	SLG%	BB	HBP	SO	GDP	OB%	SF	SH	SB	ATT	PO	A	E	FLD%
2012	.338	31	16	68	11	23	2	1	0	8	27	.397	12	0	10	0	.432	1	0	3	4	90	8	3	.970
2013	.330	36	28	103	18	34	6	1	1	14	45	.437	22	3	12	1	.454	2	1	0	1	42	6	0	1.000
TOTAL	.333	67	44	171	29	57	8	2	1	22	72	.421	34	3	22	1	.445	3	1	3	5	132	14	3	.980

Meet the Golden Eagles




15 | Michael Sterling

6-0, 181, R/R, Junior, Infield, Meridian, Miss. (Meridian HS)

2013 (So.): Played in 41 games, including 18 starts (12 at shortstop, five in centerfield and one in rightfield)...Batted .137 with a double and five RBI...Recorded two hits and drove in a run against Louisiana-Lafayette (3/8)...Had a two-run, pinch-hit single against Central Arkansas (3/16)...Belted a two-run double against East Carolina (5/25) in the C-USA Tournament...Made just six errors in 78 fielding attempts for a .923 fielding percentage...Hit .302 for the Nevada Griffons of the Jayhawk League with eight doubles and 10 RBI during the summer...Named to Dean's List for both the Fall 2013 and Spring 2013 semesters...**2012 (R-Fr.):** A Conference USA All-Freshman team selection, appearing in 51 games with 38 starts (12 in rightfield, nine in leftfield, eight at second base, six in centerfield and three at third base)...Batted .288 with four doubles, a home run and 16 RBI...Established a school record by being hit by a pitch 28 times during the season...Finished fourth nationally in hit by pitches per game (.55), fifth in being hit by a pitch and 14th in on base percentage (.486)...Added 10 multi-hit games (eight 2-hit, one 3-hit and one 4-hit) and four 2-RBI contests...Collected two hits and drove in a pair of runs against Nicholls State (2/19) in the nightcap of a doubleheader...Hit lone home run in victory at Louisiana-Lafayette (3/10)...Put together a four-hit game with a pair of RBI in C-USA Tournament against Houston (5/24) and added a 2-for-3 performance against Rice (5/25) to earn C-USA All-Tournament honors...Earned a spot on the C-USA All-Academic Team as well...Earned Athletic Director Honor Roll honors in both the fall and spring semesters...Named to the C-USA Commissioner's Honor Roll...**2011 (Fr.):** Redshirted...Earned a C-USA Academic Medal during the spring...Named to C-USA...Commissioner's Honor Roll...Made the Athletic Director's Honor Roll in both the spring and fall semesters...**Prep:** Played for coach Chuck Butler at Meridian High School...Hit .447 as a senior with 23 RBI and one homer...Was a perfect 18-for-18 in stolen bases and struck out just eight times in 97 plate appearances...Named the MHS Defensive Player of the Year as a junior...Also struck out 42 batters in 33 innings on the mound...**Personal:** Son of Mike and Nancy Sterling...Has one sister, Kelly...Father played baseball at Meridian CC and Mississippi State; Mother played tennis at Meridian CC and William Carey...Majoring in Construction Engineering Technology...Born on Dec. 26, 1991.

Sterling's Career Stats

Year	Avg	GP	GS	AB	R	H	2B	3B	HR	RBI	TB	SLG%	BB	HBP	SO	GDP	OB%	SF	SH	SB	ATT	PO	A	E	FLD%
2012	.288	51	38	125	39	36	4	0	1	16	43	.344	22	28	28	2	.486	2	7	11	15	83	40	6	.953
2013	.137	41	18	73	15	10	1	0	0	5	11	.151	3	5	21	2	.222	0	4	1	1	36	36	6	.923
TOTAL	.232	92	56	198	54	46	5	0	1	21	54	.273	25	33	49	4	.403	2	11	12	16	119	76	12	.942




29 | Christian Talley

6-4, 190, R/R, Junior, Right-handed Pitcher
Diamondhead, Miss. (Hancock HS/Pearl River CC)

Junior College: Played two seasons for coach Josh Hoffpaur at Pearl River CC...Finished sophomore season with a 9-5 record and was named MACJC and NJCAA Player of the Week on two different occasions...Fanned a team-high 92 and walked 15 in 92 2/3 innings on the mound, boasting a 2.62 earned run average...Drafted in the 26th round (788th pick) of the 2013 Major League Baseball by the Tampa Bay Rays...Named second team all-state by the MACJC as a freshman...Redshirted one season at Alabama before transferring to PRCC...**Prep:** Posted a 3-4 record with one save and three complete game performances for Hancock High School in 2010...Ended his senior season with a 4.00 ERA with 57 strikeouts in nine appearances on the mound...Had a .217 opponent batting average...Struck out a season-high 16 batters in a 5-1 win over Harrison Central...Posted five games where he recorded six or more strikeouts...Was a Rawlings/Perfect Game Preseason Southeast Region Honorable Mention selection heading into his senior season...A two-time South Mississippi All-Star pick...Competed in the 2009 State Games of Mississippi...Also in 2009, played on the Marucci Elite Team and was part of the WWBA 17-under Perfect Game National and World Championships...**Personal:** Son of Kenneth and Leslie Talley...Has three siblings, Jordy, Brett and Flynn...Majoring in Interdisciplinary Studies...Born on Sept. 22, 1991.

Meet the Golden Eagles




41 | David Walley

6-0, 198, R/R, Junior, Catcher, Richton, Miss. (Jones County JC)

2013 (Jr): Appeared in one game as a pinch hitter and was hit by a pitch against SIUE (5/12)...Registered a putout in the last inning behind the plate...Made the Dean's List during both the 2013 Spring and Fall semesters...**Junior College:** Played for coach Christian Ostrander at Jones Junior College...Appeared in 10 games and hit .125 with three runs batted in...Named to Dean's List for the Fall 2013 semester...**Prep:** Played for Brandon Davis at Richton High School...Batted .319 with three doubles, a triple and a homer with 17 RBI his senior campaign...Homered against Bay High School...Went 31-3 to capture the Class 2A state title...Captured the 2A state title in both his freshman and sophomore seasons as well... Had arm surgery following his senior season...**Personal:** Son of Paul and Samantha Walley...Majoring in Political Science with a minor in Sport Management...Born on Oct. 18, 1991.

Walley's Career Stats


Year	Avg	GP	GS	AB	R	H	2B	3B	HR	RBI	TB	SLG%	BB	HBP	SO	GDP	OB%	SF	SH	SB	ATT	PO	A	E	FLD%
2013	.000	1	0	0	0	0	0	0	0	0	0	.000	0	1	0	0	1.000	0	0	0	0	1	0	0	1.000
TOTAL	.000	1	0	0	0	0	0	0	0	0	0	.000	0	1	0	0	1.000	0	0	0	0	1	0	0	1.000



14 | Will Watson

6-2, 178, R/R, Freshman, Infield, Monroe, La. (Neville HS)

Named to the Athletic Director's Honor Roll for the Fall 2013 semester...**Prep:** A first-team all-district performer at designated hitter during his senior campaign at Neville High School...Earned all-district honors in football at wide receiver...Hit .513 with 10 home runs and 43 runs batted in as Neville reached the state semifinals in Class 4A his junior campaign, en route to earning first-team all-district and all-Northeast Louisiana honors...Garnered first-team All-State as well...Held membership in Renaissance academic club, the Key Club, National Honor Society and Young Life...**Personal:** Son of Brooks and Karen Watson...Majoring in Finance...Born May 4, 1995.



19 | Daniel Wineski

6-1, 181, R/R, Junior, Right-handed Pitcher, Ocean Springs, Miss. (Miss. Gulf Coast CC)

2013 (Jr.): Saw action out of the bullpen in 17 games in his first season...Recorded a 0-1 record with a 2.00 ERA to go along with a pair of saves...Fanned 11 and walked five in 18 innings of work...Did not allow a run in his first four appearances, spanning 3 innings of work...Gave up runs in just three of his outings...Only allowed three doubles in his 17 hits surrendered...Had longest outings of the year in back-to-back stints, going a season-high 2 1/3 frames against Alabama (4/24) which was followed by a 2 inning stint against UAB (4/26)...Fanned a season-high two against both UAB (4/26) and East Carolina (5/25)...Threw final 1 1/3 innings to get first save of the campaign against Eastern Illinois (2/22)...Got his second save against UAB (4/26), in which he allowed just one hit to go along with his two punchouts... Named to Athletic Director's Honor Roll during the 2013 Spring semester...**Junior College:** Played for coach Gary Rath at Mississippi Gulf Coast Community College, where he posted a 3-0 record with eight saves in 17 appearances...Threw 26 innings and fanned 22, while walking seven and posted a 1.73 earned run average...Named to the MACJC second team at pitcher...Posted a 2-0 mark with a 5.14 ERA as a freshman... Fanned eight and walked seven in 26 innings of work ...**Prep:** Attended Ocean Springs High School, where he played for coach Jesse Kanode...Posted a 7-2 record as a senior with a 2.18 ERA...Fanned 45 over 57 2/3 innings of work for the Greyhounds as well that season...Batted .321 for the year with seven doubles and 13 runs batted in...**Personal:** Son of Bobby and Dana Wineski...Majoring in Business Administration...Born on Nov. 25, 1991.

Wineski's Career Stats

Year	ERA	W	L	App	GS	CG	SHO	CBO	SV	IP	H	R	ER	BB	SO	2B	3B	HR	BF	B/Avg	WP	HBP	BK	SFA	SHA
2013	2.00	0	1	17	0	0	0	0	2	18.0	17	6	4	5	11	3	0	0	68	.288	3	1	0	1	2
TOTAL	2.00	0	1	17	0	0	0	0	2	18.0	17	6	4	5	11	3	0	0	68	.288	3	1	0	1	2

Meet the Golden Eagles



10 | Jake Winston

6-2, 180, L/R, Freshman, Infield/Right-handed Pitcher, Vidalia, La. (Trinity Episcopal HS)

2013 (Fr.): Appeared in nine games and made three starts in initial season with the Golden Eagles...Posted a 2-2 mark with a 5.40 ERA...Fanned 14 and walked 11 in 15 innings...Made debut against Alabama (2/19) with a starting assignment...Suffered the loss but allowed just one earned run over four-plus innings with a season-high six strikeouts...Started his next two outings, before coming out of the bullpen the remainder of the campaign...Registered first victory with a four-inning stint against New Orleans (4/10)...Fanned four in that contest...Got two outs against Marshall (4/13) in the second game of the double-header to garner his second victory of the year...Posted a 7-2 record for the Acadiana Cane Cutters of the Texas Collegiate League during the summer...Appeared in 11 contests and made 10 starts, where he fanned 53 and walked just 20 in 68 innings to go along with a 2.11 ERA...Named to the TCL All-Star Game...**Prep:** Posted a 5-2 record during his senior campaign at Trinity Episcopal High School in which he added a 1.26 ERA and 74 strikeouts in 44 innings of work...Threw a no-hitter against Stillman Institute, fanning 10 and walking just two in a 5-0 victory...Selected to play in the Class AA MAIS All-Star game and was named to the MAIS District 5 A first-team...Captured the MAIS Class A state championship in 2011 and was a **Natchez Democrat** first-team All-Metro selection who enjoyed success both on the mound and at the plate...Posted a 9-1 record as the school's No. 1 pitcher, where he struck out 102, while walking 25 in 59 1/3 innings as a junior...allowed just 10 earned runs for a 1.18 ERA and opponents only hit .120 against him...Batted .446 with four home runs, 30 RBIs, 29 runs scored and a .525 on-base percentage during junior campaign...**Personal:** Son of Tam and Beverly Winston...Undecided on an academic major...Born on Sept. 13, 1993.

Winston's Career Stats

Year	ERA	W	L	App	GS	CG	SHO	CBO	SV	IP	H	R	ER	BB	SO	2B	3B	HR	BF	B/Avg	WP	HBP	BK	SFA	SHA
2013	5.40	2	2	9	3	0	0	0	0	15.0	19	15	9	11	14	3	0	0	76	.317	1	5	0	0	0
TOTAL	5.40	2	2	9	3	0	0	0	0	15.0	19	15	9	11	14	3	0	0	76	.317	1	5	0	0	0



2013
Season Review

2013 Statistics

Record: 30-27 Home: 19-12 Away: 8-12 Neutral: 3-3 C-USA: 15-9

2013 Batting Statistics

Player	AVG	GP	GS	AB	R	H	2B	3B	HR	RBI	TB	SLG%	BB	HBP	SO	GDP	OB%	SF	SH	SB	ATT	PO	A	E	FLD%
16 Isaac Rodriguez	.348	56	56	201	37	70	15	0	2	30	91	.453	26	12	14	11	.441	6	7	3	3	136	159	5	.983
18 Austin Roussel	.330	36	28	103	18	34	6	1	1	14	45	.437	22	3	12	1	.454	2	1	0	1	42	6	0	1.000
14 Dillon Day	.324	49	46	176	29	57	12	0	1	18	72	.409	23	3	28	1	.409	1	5	12	18	112	4	4	.967
1 Chase Fowler	.323	54	53	186	27	60	9	3	1	30	78	.419	16	6	18	6	.387	4	3	4	6	376	53	6	.986
25 Mason Robbins	.317	55	55	224	31	71	10	2	2	40	91	.406	15	2	27	7	.358	5	0	2	4	82	10	5	.948
22 Blake Brown	.266	56	56	207	41	55	14	0	10	35	99	.478	17	7	52	5	.341	1	5	2	2	260	34	4	.987
17 Travis Creel	.266	40	35	128	22	34	4	0	1	16	41	.320	19	4	24	0	.375	1	9	3	5	52	97	9	.943
3 Bradley Roney	.250	46	44	152	28	38	7	1	3	20	56	.368	14	12	36	4	.354	3	5	2	6	32	77	15	.879
5 Andrew Furr	.250	28	12	52	6	13	1	0	0	10	14	.269	5	1	15	1	.317	2	0	0	0	17	1	0	1.000
26 Tim Lynch	.247	52	44	170	15	42	6	1	0	23	50	.294	13	3	23	5	.307	3	3	0	1	247	11	2	.992
21 Nick Dawson	.211	18	10	38	3	8	1	1	0	8	11	.289	1	3	4	0	.286	0	2	0	0	13	23	4	.900
7 Connor Barron	.198	38	22	86	15	17	0	1	0	2	19	.221	14	0	22	2	.310	0	5	4	5	52	4	1	.982
32 Jared Bales	.175	21	18	63	3	11	0	0	1	4	14	.222	4	0	14	4	.224	0	0	0	0	8	0	1	.889
4 Breck Kline	.154	24	16	52	3	8	1	0	0	4	9	.173	3	0	16	3	.196	1	0	2	2	30	12	1	.977
15 Michael Sterling	.137	41	18	73	15	10	1	0	0	5	11	.151	3	5	21	2	.222	0	4	1	1	36	36	6	.923
41 David Walley	.000	1	0	0	0	0	0	0	0	0	0	.000	0	1	0	0	1.000	0	0	0	0	1	0	0	1.000
Totals	.276	57	57	1911	293	528	87	10	22	259	701	.367	195	62	326	52	.357	29	49	35	54	1523	598	66	.970
Opponents	.262	57	57	1876	293	487	85	6	21	228	647	.345	207	54	417	60	.347	18	37	26	57	1501	651	76	.966

LOB - Team (452), Opp (416). DPs turned - Team (78), Opp (60). IBB - Team (10), Robbins 4, Day 3, Lynch 1, Roney 1, Ch. Fowler 1, Opp (8). Picked off - Creel 2, Rodriguez 1, Day 1, Sterling 1, Ch. Fowler 1, Kline 1.

2013 Pitching Statistics

Player	ERA	W	L	APP	GS	CG	SHO	CBO	SV	IP	H	R	ER	BB	SO	2B	3B	HR	AB	B/Avg	WP	HBP	BK	SFA	SHA
36 Nick Johnson	1.96	2	1	10	0	0	0	0	1	23.0	16	5	5	8	16	2	0	0	77	.208	1	4	0	1	0
19 Daniel Wineski	2.00	0	1	17	0	0	0	0	2	18.0	17	6	4	5	11	3	0	0	59	.288	3	1	0	1	2
12 Andrew Pierce	2.57	9	2	16	15	4	0	0	0	112.0	93	37	32	26	98	19	1	2	409	.227	2	10	0	3	6
8 Jay Myrick	2.79	4	0	19	0	0	0	1	1	42.0	28	16	13	21	42	8	0	2	138	.203	3	4	0	1	7
2 A.J. Glasshof	2.89	1	2	12	4	0	0	0	0	28.0	32	11	9	9	13	4	1	1	109	.294	1	1	0	0	4
34 Conor Fisk	3.23	4	3	12	12	2	1	0	0	69.2	67	31	25	26	50	6	1	5	260	.258	6	1	1	1	8
29 Jake Drehoff	3.54	5	5	15	15	0	0	1	0	81.1	86	39	32	30	69	14	2	3	304	.283	5	6	0	4	5
28 Cody Livingston	4.26	0	5	16	0	0	0	0	1	19.0	16	11	9	8	16	3	0	1	72	.222	0	3	0	1	2
25 Mason Robbins	4.84	1	3	6	5	0	0	0	0	22.1	24	12	12	13	12	5	0	2	84	.286	0	3	0	2	2
11 Luke Lowery	5.27	0	0	6	2	0	0	0	0	13.2	16	9	8	13	14	2	0	1	57	.281	0	0	0	0	0
23 Jake Winston	5.40	2	2	9	3	0	0	0	0	15.0	19	15	9	11	14	3	0	0	60	.317	1	5	0	0	0
24 Paxton King	5.79	0	0	5	1	0	0	0	0	9.1	9	6	6	2	7	1	0	0	36	.250	2	2	0	0	0
3 Bradley Roney	5.93	1	0	12	0	0	0	0	7	13.2	13	13	9	11	15	4	0	2	50	.260	0	7	0	1	1
35 Cameron Giannini	6.06	1	1	14	0	0	0	0	0	16.1	16	11	11	11	19	2	0	0	58	.276	0	2	0	0	0
27 Sean Buchholz	9.00	0	1	9	0	0	0	0	0	12.0	14	12	12	5	6	2	0	2	44	.318	1	1	0	2	0
37 Cody Carroll	9.00	0	0	2	0	0	0	0	0	3.0	2	3	1	5	1	0	0	11	.182	0	2	0	0	0	
6 James McMahon	9.95	0	1	7	0	0	0	0	1	6.1	12	7	7	0	7	3	0	0	30	.400	2	0	0	1	0
20 Boomer Scarborough	13.50	0	0	4	0	0	0	0	0	2.0	4	6	3	5	2	1	1	0	12	.333	2	1	0	0	0
30 Taylor Nunez	18.00	0	0	1	0	0	0	0	0	1.0	3	3	2	2	1	2	0	0	6	.500	2	1	0	0	0
Totals	3.74	30	27	57	57	6	2	1	14	507.2	487	253	211	207	417	85	6	21	1876	.260	31	54	1	18	37
Opponents	4.30	27	30	57	57	2	1	1	20	500.1	528	293	239	195	326	87	10	22	1911	.276	53	62	4	29	49

PB - Team (4), Ch. Fowler 3, Walley 1, Opp (11). Pickoffs - Team (5), Ch. Fowler 2, Roussel 2, Roney 1, Opp (7). SBA/ATT - Ch. Fowler (18-43), Roussel (8-11), Pierce (4-9), Drehoff (2-9), Fisk (9-9), Giannini (1-6), Myrick (0-5), Wineski (1-5), Buchholz (2-4), Winston (2-3), McMahon (2-2), Roney (1-2), Robbins (1-2), L. Lowery (1-1).

2013 Fielding Stats

Player	C	PO	A	E	FLD%	DPS	SBA	CSB	SBA%	PB	CI
18 Austin Roussel	48	42	6	0	1.000	0	8	3	.727	0	0
12 Andrew Pierce	22	6	16	0	1.000	0	4	5	.444	0	0
5 Andrew Furr	18	17	1	0	1.000	0	0	0	-	0	0
8 Jay Myrick	10	1	9	0	1.000	0	0	5	.000	0	0
19 Daniel Wineski	6	2	4	0	1.000	0	1	4	.200	0	0
2 A.J. Glasshof	6	2	4	0	1.000	0	0	0	-	0	0
23 Jake Winston	5	1	4	0	1.000	1	2	1	.667	0	0
27 Sean Buchholz	4	1	3	0	1.000	0	2	2	.500	0	0
36 Nick Johnson	4	1	3	0	1.000	0	0	0	-	0	0
28 Cody Livingston	4	2	2	0	1.000	0	0	0	-	0	0
41 David Walley	1	1	0	0	1.000	0	0	0	-	1	0
11 Luke Lowery	1	1	0	0	1.000	0	1	0	1.000	0	0
30 Taylor Nunez	1	0	1	0	1.000	0	0	0	-	0	0
26 Tim Lynch	260	247	11	2	.992	30	0	0	-	0	0
22 Blake Brown	298	260	34	4	.987	41	0	0	-	0	0
1 Chase Fowler	435	376	53	6	.986	6	18	25	.419	3	0
16 Isaac Rodriguez	300	136	159	5	.983	54	0	0	-	0	0
7 Connor Barron	57	52	4	1	.982	0	0	0	-	0	0
4 Breck Kline	43	30	12	1	.977	3	0	0	-	0	0
14 Dillon Day	120	112	4	4	.967	1	0	0	-	0	0
25 Mason Robbins	97	82	10	5	.948	1	1	1	.500	0	0
17 Travis Creel	158	52	97	9	.943	26	0	0	-	0	0
15 Michael Sterling	78	36	36	6	.923	11	0	0	-	0	0
34 Conor Fisk	13	4	8	1	.923	1	9	0	1.000	0	0
29 Jake Drehoff	25	6	17	2	.920	1	2	7	.222	0	0
21 Nick Dawson	40	13	23	4	.900	8	0	0	-	0	0
32 Jared Bales	9	8	0	1	.889	1	0	0	-	0	0
3 Bradley Roney	124	32	77	15	.879	14	1	1	.500	0	0
24 Paxton King	0	0	0	0	.000	0	0	0	-	0	0
6 James McMahon	0	0	0	0	.000	0	2	0	1.000	0	0
37 Cody Carroll	0	0	0	0	.000	0	0	0	-	0	0
35 Cameron Giannini	0	0	0	0	.000	0	1	5	.167	0	0
20 Boomer Scarborough	0	0	0	0	.000	0	0	0	-	0	0
Totals	2187	1523	598	66	.970	78	26	31	.456	4	0
Opponents	2228	1501	651	76	.966	60	35	19	.648	11	0

2013 Results

No.	Date	Opponent	H-R-N		Score	Winner	Loser	Save	Record	Time	Att.	Home Total
			N-D	W/L								
February (5-3)												
1	Fri. 15	Missouri	H/D	W	5-2	Pierce (1-0)	Zastrzyny (0-1)	None	1-0	2:27	3,517	3,517
2	Sat. 16	Missouri	H/D	W	5-3	Giannini (1-0)	Yuengel (0-1)	Roney (1)	2-0	2:20	3,529	7,046
3	Sun. 17	Missouri	H/D	W	6-1	Myrick (1-0)	Miles (0-1)	None	3-0	2:17	3,424	10,470
4	Tue. 19	at Alabama	A/N	L	8-10	Guilbeau (1-0)	Winston (0-1)	None	3-1	2:47	3,124	
5	Fri. 22	Eastern Illinois^	H/N	W	6-3	Pierce (2-0)	Borens (0-1)	Wineski (1)	4-1	2:06	3,019	13,489
6	Sat. 23	Missouri State^	H/D	L	1-5	Petree (1-0)	Drehoff (0-1)	None	4-2	2:28	3,279	16,768
7	Sun. 24	Alcorn State^	H/D	W	7-2	Robbins (1-0)	Lemond (0-2)	None	5-2	2:38	3,092	19,860
8	Tue. 26	at Louisiana-Monroe	R/N	L	5-6	Dye (1-0)	Glasshof (0-1)	Malone (2)	5-3	3:15	1,229	
March (6-13)												
9	Fri. 1	at Troy	R/N	W	12-4	Pierce (3-0)	Starling (2-1)	None	6-3	2:44	1,056	
10	Sat. 2	at Troy	R/D	L	3-6	McCain (2-0)	Giannini (1-1)	Howard (1)	6-4	2:29	763	
11	Sun. 3	at Troy	R/D	L	3-8	Hicks (2-0)	Robbins (1-1)	Hill (1)	6-5	2:41	1,114	
12	Wed. 6	at South Alabama	R/N	L	5-6	Traylor (2-1)	Glasshof (0-2)	Bartsch (3)	6-6	2:35	2,713	
13	Fri. 8	Louisiana-Lafayette	H/N	W	9-2	Pierce (4-0)	Traffica (1-1)	None	7-6	2:18	3,009	22,869
14	Sat. 9	Louisiana-Lafayette	H/D	L	4-13	Plitt (1-0)	Drehoff (0-2)	Cockrell (1)	7-7	2:46	3,225	26,094
15	Sun. 10	Louisiana-Lafayette	H/D	L	1-9	Robichaux (2-0)	Fisk (0-1)	None	7-8	2:47	3,003	29,097
16	Tue. 12	vs. Mississippi State#	N/N	L	5-13	Pollorena (4-0)	Robbins (1-2)	R. Mitchell (1)	7-9	2:50	6,948	
17	Fri. 15	Central Arkansas	H/N	L	1-3	McClanahan (4-1)	Pierce (4-1)	None	7-10	2:02	2,851	31,948
18	Sat. 16	Central Arkansas	H/D	L	3-14	Enloe (4-0)	Drehoff (0-3)	None	7-11	2:45	3,049	34,997
19	Sun. 17	Central Arkansas	H/D	W	2-1	Fisk (1-1)	Biggerstaff (2-1)	Roney (2)	8-11	2:13	2,958	37,955
20	Wed. 20	vs. Auburn\$	N/N	L	3-4 (11)	Kendrick (2-0)	Livingston (0-1)	None	8-12	3:11	2,556	
21	Fri. 22	Rice*	H/N	W	10-1	Pierce (5-1)	Kubitzka (3-1)	None	9-12	2:53	2,987	40,942
22	Sat. 23	Rice*	H/D	L	0-3	Stephens (3-2)	Robbins (1-3)	Lemond (5)	9-13	2:26	2,889	43,831
23	Sun. 24	Rice*	H/D	L	3-6	Fox (2-0)	Livingston (0-2)	Lemond (6)	9-14	2:41	2,925	46,756
24	Tue. 26	South Alabama	H/N	L	1-3 (10)	Bartsch (3-0)	Livingston (0-3)	Traylor (1)	9-15	2:46	2,778	49,534
25	Thu. 28	at UCF*	R/N	W	4-1	Drehoff (1-3)	Lively (5-2)	Myrick (1)	10-15	2:49	1,673	
26	Fri. 29	at UCF*	R/N	L	3-4	Matulis (3-0)	Livingston (0-4)	S. Davis (3)	10-16	2:18	1,904	
27	Sat. 30	at UCF*	R/D	W	4-3	Fisk (2-1)	Adkins (1-4)	Roney (3)	11-16	2:20	1,633	
April (13-3)												
--	Wed. 3	vs. LSU+ (CST)	N/N		Cancelled, Rain							
28	Fri. 5	Tulane*	H/N	L	2-3	Rizzotti (5-3)	Drehoff (1-4)	Gibaut (7)	11-17	2:44	2,969	52,503
29	Sat. 6	Tulane*	H/D	W	6-2	Pierce (6-1)	Byo (2-4)	None	12-17	2:24	3,185	55,688
30	Sun. 7	Tulane*	H/D	W	2-0	Fisk (3-1)	Napoli (3-2)	None	13-17	1:55	3,065	58,753
31	Tue. 9	at New Orleans	R/N	W	2-1 (10)	Johnson (1-0)	Winter (2-2)	None	14-17	2:35	418	
32	Wed. 10	New Orleans	H/N	W	8-5	Winston (1-1)	Shirley (0-2)	McMahon (1)	15-17	2:42	2,907	61,660
33	Fri. 12	Marshall*	H/N	W	1-0	Myrick (2-0)	Hoopkins (1-2)	None	16-17	2:43	3,043	64,703
34	Sat. 13	Marshall* (Game 1)	H/D	W	4-1	Pierce (7-1)	Blair (5-2)	None	17-17	2:29	--	--
35	Sat. 13	Marshall* (Game 2)	H/N	W	8-7	Winston (2-1)	King (0-1)	Roney (4)	18-17	2:54	3,249	67,952
36	Tue. 16	vs. Ole Miss#	N/N	W	2-1	Myrick (3-0)	Greenwood (3-1)	Roney (5)	19-17	2:35	2,843	
37	Fri. 19	at Memphis*	R/N	W	5-3	Johnson (2-0)	Moll (6-3)	Roney (6)	20-17	2:46	822	
38	Sat. 20	at Memphis*	R/D	W	8-1	Pierce (8-1)	Schoenrock (5-3)	None	21-17	2:06	798	
39	Sun. 21	at Memphis*	R/D	L	1-2	Gunn (3-2)	Livingston (0-5)	H. Hatfield (2)	21-18	2:27	906	
40	Wed. 24	Alabama	H/N	L	4-7	Guilbeau (3-1)	McMahon (0-1)	Hawley (1)	21-19	2:48	3,429	71,381
41	Fri. 26	UAB*	H/N	W	13-3	Drehoff (2-4)	Bryant (2-6)	Wineski (2)	22-19	2:55	3,115	74,496
42	Sat. 27	UAB* (Game 1)	H/N	W	21-6 (7)	Pierce (9-1)	Kelley (3-5)	None	23-19	2:17	--	--
43	Sat. 27	UAB* (Game 2/FSN)	H/D	W	5-4	Fisk (4-1)	Naile (4-4)	Roney (7)	24-19	2:38	3,684	78,180
--	Tue. 30	Louisiana-Monroe	H/N		Cancelled, Rain							
May (6-8)												
44	Fri. 3	at East Carolina*	R/N	L	3-6	Hoffman (5-5)	Drehoff (2-5)	Reynolds (12)	24-20	2:46	2,399	
45	Sat. 4	at East Carolina*	R/D	W	10-9 (11)	Roney (1-0)	Reynolds (3-2)	None	25-20	3:45	2,884	
46	Sun. 5	at East Carolina*	R/D	L	2-3	Mabry (3-2)	Fisk (4-2)	None	25-21	1:48	2,167	
47	Fri. 10	SIUE	H/N	L	5-6	Wilkinson (2-4)	Buchholz (0-1)	Stauffenber (1)	25-22	2:44	2,840	81,020
48	Sat. 11	SIUE	H/D	L	5-6	Schaeffer (2-4)	Wineski (0-1)	Schuster (1)	25-23	2:28	2,902	83,922
49	Sun. 12	SIUE	H/D	W	9-1	Drehoff (3-5)	Hopkins (1-6)	None	26-23	2:48	2,838	86,760
50	Tue. 14	Ole Miss	H/N	W	10-3	Glasshof (1-2)	Waguespack (0-1)	None	27-23	2:45	4,526	91,286
51	Thu. 16	at Houston*	R/N	L	2-3	Poncedeleon (7-4)	Pierce (9-2)	Wellbrock (10)	27-24	2:41	1,485	
52	Fri. 17	at Houston*	R/N	L	5-7	Pruitt (9-5)	Fisk (4-3)	Wellbrock (11)	27-25	3:05	1,296	
53	Sat. 18	at Houston*	R/D	W	6-5	Drehoff (4-5)	Garza (5-5)	Livingston (1)	28-25	3:15	1,131	
54	Wed. 22	vs. Tulane%	N/D	W	10-7	Myrick (4-0)	Napoli (4-3)	Johnson (1)	29-25	3:00	3,482	
55	Fri. 24	vs. Houston%	N/D	W	4-2	Drehoff (5-5)	Poncedeleon (7-5)	Glasshof (1)	30-25	3:04	3,250	
56	Sat. 25	vs. East Carolina%	N/N	L	7-8	Smithmyer (3-1)	Winston (2-2)	Reynolds (14)	30-26	3:16	4,160	
57	Sun. 26	at Rice% (CBS SN)	R/D	L	4-5 (11)	Lemond (5-1)	Johnson (2-1)	None	30-27	3:26	2,057	

All Times Central; ^ Southern Miss Invitational (Hattiesburg); * C-USA Game; # Trustmark Park (Pearl, Miss.); \$ Hank Aaron Stadium (Mobile, Ala.); + Zephyr Field (Metairie, La.); % C-USA Championship, Reckling Park (Houston, Texas)

2013 Conference USA Statistics

2013 Batting Statistics

Player	AVG	GP	GS	AB	R	H	2B	3B	HR	RBI	TB	SLG%	BB	HBP	SO	GDP	OB%	SF	SH	SB	ATT	PO	A	E	FLD%
5 Andrew Furr	.500	8	2	12	2	6	0	0	0	2	6	.500	2	0	1	0	.571	0	0	0	0	6	0	0	1.000
16 Isaac Rodriguez	.393	24	24	84	17	33	7	0	1	13	43	.512	14	6	5	4	.505	1	1	1	1	56	72	1	.992
25 Mason Robbins	.333	24	24	96	15	32	5	0	1	16	40	.417	8	1	10	2	.390	0	0	1	2	36	4	1	.976
1 Chase Fowler	.333	24	24	84	15	28	5	2	1	16	40	.476	9	2	7	2	.406	1	0	0	2	153	18	0	1.000
14 Dillon Day	.328	18	15	58	7	19	4	0	1	10	26	.448	7	0	11	1	.394	1	0	2	3	44	1	0	1.000
3 Bradley Roney	.317	18	18	63	12	20	3	1	3	11	34	.540	4	6	12	1	.411	0	3	1	2	8	32	3	.930
17 Travis Creel	.278	23	21	79	13	22	2	0	1	12	27	.342	8	2	17	0	.356	1	5	2	4	27	58	6	.934
18 Austin Rousset	.220	14	12	41	5	9	1	0	0	4	10	.244	9	1	8	1	.358	2	1	0	0	0	0	0	.000
22 Blake Brown	.200	24	24	90	22	18	6	0	6	15	42	.467	6	2	25	2	.265	0	3	1	1	108	18	1	.992
7 Connor Barron	.189	18	10	37	6	7	0	1	0	1	9	.243	5	0	11	1	.286	0	3	1	2	30	1	1	.969
32 Jared Bales	.189	12	11	37	1	7	0	0	0	2	7	.189	2	0	10	2	.231	0	0	0	0	1	0	1	.500
21 Nick Dawson	.188	10	4	16	2	3	0	0	0	4	3	.188	0	1	2	0	.235	0	2	0	0	6	6	1	.923
26 Tim Lynch	.153	20	15	59	5	9	0	0	0	6	9	.153	3	2	4	2	.219	0	2	0	1	114	5	0	1.000
4 Breck Kline	.111	10	6	18	1	2	1	0	0	0	3	.167	1	0	6	1	.158	0	0	0	0	12	3	0	1.000
15 Michael Sterling	.087	17	6	23	5	2	0	0	0	0	2	.087	2	0	7	2	.160	0	2	0	0	16	1	0	1.000
Totals	.272	24	24	797	128	217	34	4	14	112	301	.378	80	23	136	21	.353	6	22	9	18	631	249	17	.981
Opponents	.261	24	24	770	83	201	34	3	7	78	262	.340	73	15	148	24	.333	9	17	9	21	625	274	30	.968

LOB - Team (175), Opp (170). DPs turned - Team (30), Opp (25). IBB - Team (5), Day 2, Robbins 2, Ch. Fowler 1, Opp (1). Picked off - Creel 2, Sterling 1, Kline 1, Ch. Fowler 1.

2013 Pitching Statistics

Player	ERA	W	L	APP	GS	CG	SHO	CBO	SV	IP	H	R	ER	BB	SO	2B	3B	HR	AB	B/Avg	WP	HBP	BK	SFA	SHA
27 Sean Buchholz	0.00	0	0	2	0	0	0	0	0	2.0	0	0	0	0	1	0	0	0	6	.000	0	0	0	0	0
2 A.J. Glasshof	0.00	0	0	2	0	0	0	0	0	1.2	1	0	0	0	0	0	0	0	6	.167	1	0	0	0	1
23 Jake Winston	0.00	1	0	2	0	0	0	0	0	1.0	2	0	0	1	0	0	0	0	5	.400	1	0	0	0	0
19 Daniel Wineski	1.69	0	0	5	0	0	0	0	1	5.1	3	1	1	1	3	1	0	0	15	.200	1	1	0	0	1
36 Nick Johnson	1.93	1	0	3	0	0	0	0	0	4.2	4	1	1	4	1	1	0	0	16	.250	1	2	0	1	0
12 Andrew Pierce	2.49	5	1	8	8	3	0	0	0	61.1	51	19	17	14	47	10	1	0	224	.228	1	5	0	2	1
8 Jay Myrick	2.75	1	0	9	0	0	0	1	1	19.2	14	6	6	12	13	6	0	0	64	.219	0	1	0	1	3
34 Conor Fisk	2.91	3	2	8	8	2	1	0	0	52.2	50	20	17	13	33	4	1	3	194	.258	3	0	1	1	7
29 Jake Drehoff	3.48	3	2	7	7	0	0	1	0	44.0	51	18	17	14	37	8	1	2	167	.305	2	1	0	3	3
25 Mason Robbins	4.50	0	1	1	1	0	0	0	0	4.0	5	2	2	2	1	1	0	0	16	.313	0	2	0	0	1
3 Bradley Roney	6.75	1	0	7	0	0	0	4	8.0	10	7	6	7	6	2	0	2	31	.323	0	3	0	1	0	
6 James McMahon	6.75	0	0	1	0	0	0	0	1.1	1	1	1	0	2	1	0	0	5	.200	0	0	0	0	0	
35 Cameron Giannini	10.80	0	0	4	0	0	0	0	0	3.1	5	4	4	2	3	0	0	0	13	.385	0	0	0	0	0
28 Cody Livingston	27.00	0	3	5	0	0	0	0	1	1.1	4	4	4	3	1	0	0	0	8	.500	0	0	0	0	0
Totals	3.25	15	9	24	24	5	2	1	7	210.1	201	83	76	73	148	34	3	7	770	.261	10	15	1	9	17
Opponents	4.28	9	15	24	24	1	1	1	8	208.1	217	128	99	80	136	34	4	14	797	.272	21	23	0	6	22

PB - Team (0), Opp (5). Pickoffs - Team (1), Ch. Fowler 1, Opp (5). SBA/ATT - Ch. Fowler (9-18), Drehoff (2-7), Fisk (4-4), Pierce (2-4), Giannini (0-2), Myrick (0-2), Roney (0-1), Buchholz (1-1).

2013 Fielding Stats

Player	C	PO	A	E	FLD%	DPS	SBA	CSB	SBA%	PB	CI
1 Chase Fowler	171	153	18	0	1.000	1	9	9	.500	0	0
26 Tim Lynch	119	114	5	0	1.000	10	0	0	-	0	0
14 Dillon Day	45	44	1	0	1.000	0	0	0	-	0	0
15 Michael Sterling	17	16	1	0	1.000	1	0	0	-	0	0
4 Breck Kline	15	12	3	0	1.000	1	0	0	-	0	0
12 Andrew Pierce	10	4	6	0	1.000	0	2	2	.500	0	0
5 Andrew Furr	6	6	0	0	1.000	0	0	0	-	0	0
8 Jay Myrick	3	1	2	0	1.000	0	0	2	.000	0	0
36 Nick Johnson	2	1	1	0	1.000	0	0	0	-	0	0
19 Daniel Wineski	2	0	2	0	1.000	0	0	0	-	0	0
28 Cody Livingston	1	0	1	0	1.000	0	0	0	-	0	0
2 A.J. Glasshof	1	0	1	0	1.000	0	0	0	-	0	0
16 Isaac Rodriguez	129	56	72	1	.992	23	0	0	-	0	0
22 Blake Brown	127	108	18	1	.992	19	0	0	-	0	0
25 Mason Robbins	41	36	4	1	.976	0	0	0	-	0	0
7 Connor Barron	32	30	1	1	.969	0	0	0	-	0	0
17 Travis Creel	91	27	58	6	.934	17	0	0	-	0	0
29 Jake Drehoff	15	4	10	1	.933	0	2	5	.286	0	0
3 Bradley Roney	43	8	32	3	.930	4	0	1	.000	0	0
21 Nick Dawson	13	6	6	1	.923	1	0	0	-	0	0
34 Conor Fisk	12	4	7	1	.917	1	4	0	1.000	0	0
32 Jared Bales	2	1	0	1	.500	0	0	0	-	0	0
23 Jake Winston	0	0	0	0	.000	0	0	0	-	0	0
27 Sean Buchholz	0	0	0	0	.000	0	1	0	1.000	0	0
18 Austin Rousset	0	0	0	0	.000	0	0	0	-	0	0
6 James McMahon	0	0	0	0	.000	0	0	0	-	0	0
35 Cameron Giannini	0	0	0	0	.000	0	0	2	.000	0	0
Totals	897	631	249	17	.981	30	9	12	.429	0	0
Opponents	929	625	274	30	.968	25	9	9	.500	5	0

2013 Statistics

Win-Loss Summary

	2013	Under Berry
Total	30-27	137-94
Conference	15-9	59-37
Non-Conference	15-18	78-57
Home	19-12	82-34
Away	8-12	41-44
Neutral	3-3	14-16
Day	16-12	78-44
Night	14-15	59-50
vs Left	7-10	42-31
vs Right	23-17	95-63
1-Run games	9-12	33-33
2-Run games	4-4	18-11
5+Run games	10-5	59-29
Extra inns	2-3	9-7
Shutouts	2-1	16-7
Scoring 0-2 runs	5-9	14-29
Scoring 3-5 runs	8-16	30-41
Scoring 6-9 runs	10-2	45-18
Scoring 10+ runs	7-0	48-6
Opponent 0-2 runs	16-1	63-4
Opponent 3-5 runs	10-10	53-24
Opponent 6-9 runs	4-12	20-38
Opponent 10+ runs	0-4	1-28
Scored in 1st inning	12-8	61-26
Scores first	22-10	102-28
Opp. scores first	8-17	35-66
After 6 leading	20-7	101-15
After 6 trailing	4-18	16-72
After 6 tied	6-2	19-7
After 7 leading	22-4	107-6
After 7 trailing	4-20	10-81
After 7 tied	3-3	14-6
After 8 leading	25-0	110-3
After 8 trailing	1-24	4-82
After 8 tied	3-3	13-7
Hit 0 home runs	21-20	70-67
Hit 1 home run	6-6	41-17
Hit 2+ home runs	3-1	26-10
Opponent 0 home runs	25-15	94-48
Opponent 1 home run	5-9	36-21
Opponent 2+ HRs	0-3	7-25
Made 0 errors	15-7	53-22
Made 1 error	7-8	40-34
Made 2+ errors	8-12	44-38
Opp. made 0 errors	5-8	26-35
Opp. made 1 error	12-9	41-30
Opp. made 2+ errors	13-10	70-29
Out-hit opponent	18-8	97-20
Out-hit by opponent	7-14	31-64
Hits are tied	5-5	9-10
On Mondays	0-0	0-0
On Tuesdays	3-4	11-15
On Wednesdays	2-3	15-9
On Thursdays	1-1	3-6
On Fridays	9-6	37-22
On Saturdays	10-7	44-20
On Sundays	5-6	27-22

Inning-by-inning summary

	1	2	3	4	5	6	7	8	9	EX	Total
Southern Miss	38	30	23	38	27	35	46	41	12	3	293
Opponents	40	10	17	25	35	32	28	44	17	5	253

Record when team scores:

Runs	0	1	2	3	4	5	6	7	8	9	10+
W-L	0-1	1-5	4-3	0-7	4-3	4-6	4-0	1-1	3-1	2-0	7-0

Record when opponent scores:

Runs	0	1	2	3	4	5	6	7	8	9	10+
W-L	2-0	9-0	5-1	6-6	2-2	2-2	1-7	2-2	0-2	1-1	0-4

Record when leading after:

Inn.	1	2	3	4	5	6	7	8
W-L	11-2	13-4	14-6	18-6	20-5	20-7	22-4	25-0

Record when trailing after:

Inn.	1	2	3	4	5	6	7	8
W-L	5-7	5-7	4-12	5-13	3-16	4-18	4-20	1-24

Record when tied after:

Inn.	1	2	3	4	5	6	7	8
W-L	14-18	12-16	12-9	7-8	7-6	6-2	3-3	3-3

General summary:

Current winning streak	0
Longest winning streak	10
Longest losing streak	5

Home attendance	91286	(29 dates avg = 3147)
Away attendance	54811	(26 dates avg = 2108)
Total attendance	146097	(55 dates avg = 2656)



Isaac Rodriguez

2013 Game Highs/Home Run Breakdown

Game Highs

Team Batting

At bats: 44 at East Carolina (May 4)
Runs scored: 21 vs. UAB (Apr. 27, g1)
Hits: 24 vs. UAB (Apr. 27, g1)
RBI: 21 vs. UAB (Apr. 27, g1)
Doubles: 4, 5x
Triples: 1, 9x
Home runs: 4, vs. UAB (Apr. 27, g1)
Total bases: 40 vs. UAB (Apr. 27, g1)
Walks: 10 vs. UAB (Apr. 27, g1)
Strikeouts: 13, at South Alabama (Mar. 6)
Sac hits: 3, vs. Missouri (Feb. 15)
Sac flies: 3, 2x
Stolen bases: 3, 5x
Hit by pitch: 4, at South Alabama (Mar. 6)
Caught stealing: 2, vs. Marshall (Apr. 13, g1)
Runners LOB: 13, 2x
Hit into DP: 4, at East Carolina (May 4)

Team Fielding

Putouts: 33 at East Carolina (May 4)
Assists: 18, vs. Eastern Illinois (Feb. 22)
Errors: 5, vs. Louisiana-Lafayette (Mar. 9)
DPs turned: 5, vs. Louisiana-Lafayette (Mar. 9)

Team Pitching

Innings pitched: 11 at East Carolina (May 4)
Runs allowed: 14, vs. Central Arkansas (Mar. 16)
Earned runs: 14, vs. Central Arkansas (Mar. 16)
Walks allowed: 12, vs. Central Arkansas (Mar. 15)
Strikeouts: 14, at Troy (Mar. 1)
Hits allowed: 17, at East Carolina (May 4)
Hit batters: 3, 5x

Individual Batting

At bats: 6, 4x
Runs scored: 4, three different players vs. UAB (Apr. 27, g1)
Hits: 6, Travis Creel vs. UAB (Apr. 27, g1)
RBI: 5, two players vs. UAB (Apr. 27, g1)
Doubles: 2, 7x
Home runs: 1, 22x
Total bases: 8, Dillon Day vs. UAB (Apr. 27, g1)
Walks: 3, 5x
Strikeouts: 3, 5x
Sac hits: 2, 2x
Sac flies: 2, Isaac Rodriguez vs. SIUE (5/12)
Stolen bases: 2, Dillon Day, 2x
Hit by pitch: 2, Bradley Roney vs. UAB (4/26)

Individual Fielding


Putouts: 17, Blake Brown vs. Eastern Illinois (Feb. 22)
Assists: 6, 5x
Errors: 2, 7x

Individual Pitching

Innings pitched: 9.0, 4x,
last Andrew Pierce at Memphis (Apr. 20)
Runs allowed: 6, 3x,
last Andrew Pierce vs. Tulane (May 22)
Earned runs: 6, Jake Drehoff vs. Central Arkansas (Mar. 16)
Walks allowed: 6, Jay Myrick at East Carolina (May 3)
Strikeouts: 11, 2x last Conor Fisk vs. UAB (Apr. 27, g2)
Hits allowed: 10, Andrew Pierce vs. Tulane (May 22)
Hit batters: 3, Jake Drehoff vs. Missouri (Feb 16, 2013)

Home Run Breakdown

Homers at Home: 7
Homers on Road: 15
Solo Homers: 6
2-Run Homers: 11
3-Run Homers: 3
Grand Slams: 2
2-HR Games by an Eagle: (0)
Grand Slams by Southern Miss: (2) -
Blake Brown (4/26 vs. UAB),
Blake Brown (4/27, G1 vs. UAB)
Inside the Park Homer by an Eagle: (0)
Pinch-Hit HR by an Eagle: (0)
Game-Winning HR: (0)





The
Opponents

2014 Southern Miss Opponents



Stony Brook

Feb. 14-16 at Hattiesburg

Location: Stony Brook, N.Y.
Nickname: Seawolves
Colors: Scarlet and Gray
Home Field (Cap.): Joe Nathan Stadium (1,000)
Conference: America East
Head Coach: Matt Senk
Record at School: 623-391-3 (23rd Season)
Overall Record: Same
2013 Record: 25-34
Conference Record (Finish): 15-15 (4th)
Postseason: None
All-Time Series Record: First meeting
Baseball Contact: Thomas Chen
Office Phone: 631-632-7289
Email: Thomas.Chen@stonybrook.edu



Louisiana-Lafayette

Feb. 21-23 at Hattiesburg

Location: Lafayette, La.
Nickname: Ragin' Cajuns
Colors: Vermilion and White
Home Field (Cap.): M.L. "Tigue" Moore Field
Conference: Sun Belt
Head Coach: Tony Robichaux
Record at School: 674-459-1 (20th season)
Overall Record: 937-636-1 (28th season)
2013 Record: 43-20
Conference Record (Finish): 19-11 (3rd)
Postseason: NCAA Baton Rouge Regional
All-Time Series Record: UL leads 21-19
Baseball Contact: Jeff Schneider
Office Phone: 337-482-6332
Email: schneider@louisiana.edu



ULM

Feb. 18 at Monroe
March 18 at Hattiesburg

Location: Monroe, La.
Nickname: Warhawks
Colors: Maroon and Gold
Home Field (Cap.): Warhawk Field (1,800)
Conference: Sun Belt
Head Coach: Jeff Schexnaider
Record at School: 186-213 (8th season)
Overall Record: Same
2013 Record: 18-36
Conference Record (Finish): 7-23
Postseason: None
All-Time Series Record: USM leads 44-18
Baseball Contact: Alex Edwards
Office Phone: 318-342-5463
Email: edwards@ulm.edu



Alcorn State

Feb. 25 at Hattiesburg

Location: Lorman, Miss.
Nickname: Braves
Colors: Purple and Old Gold
Home Field (Cap.): McGowan Stadium/
Foster Field (500)
Conference: Southwestern Athletic
Head Coach: Barret Rey
Record at School: 88-136 (5th season)
Overall Record: 144-230 (8th season)
2013 Record: 16-41
Conference Record (Finish): 14-10 (3rd East)
Postseason: None
All-Time Series Record: USM leads 15-1
Baseball Contact: Je'Kel Smith
Office Phone: 601-877-6501
Email: jekel@alcorn.edu

2014 Southern Miss Opponents



Alabama

Feb. 26 at Hattiesburg
April 22 at Tuscaloosa

Location: Tuscaloosa, Ala.
Nickname: Crimson Tide
Colors: Crimson and White
Home Field (Cap.): Sewell-Thomas Stadium (6,571)
Conference: Southeastern
Head Coach: Mitch Gaspard
Record at School: 133-115 (5th season)
Overall Record: 343-253 (11th season)
2013 Record: 35-28
Conference Record (Finish): 14-15 (5th West)
Postseason: NCAA Tallahassee Regional
All-Time Series Record: UA leads 72-26
Baseball Contact: Rich Davi
Office Phone: 205-348-3550
Email: rdavi@iu.ua.edu



Florida

Mar. 4 at Pensacola

Location: Gainesville, Fla.
Nickname: Gators
Colors: Blue and Orange
Home Field (Cap.): McKethan Stadium at Perry Field (5,500)
Conference: Southeastern
Head Coach: Kevin O'Sullivan
Record at School: 252-132 (7th season)
Overall Record: Same
2013 Record: 29-30
Conference Record (Finish): 14-16 (3rd East)
Postseason: NCAA Bloomington Regional
All-Time Series Record: USM leads 3-0
Baseball Contact: John Hines
Office Phone: 325-375-4683, ext. 6130
Email: johnh@gators.ufl.edu



Troy

Feb. 28-Mar. 2 at Hattiesburg

Location: Troy, Ala.
Nickname: Trojans
Colors: Cardinal, Silver and Black
Home Field (Cap.): Riddle-Pace Field (2,000)
Conference: Sun Belt
Head Coach: Bobby Pierce
Record at School: 395-256 (12th season)
Overall Record: 671-364 (19th season)
2013 Record: 42-20
Conference Record (Finish): 20-10 (T-1st)
Postseason: USM Tallahassee Regional
All-Time Series Record: USM leads 12-10
Baseball Contact: Wes Johnson
Office Phone: 334-670-5655
Email: jwjohnson@troy.edu



Missouri

Mar. 7-9 at Columbia

Location: Columbia, Mo.
Nickname: Tigers
Colors: Black and Gold
Home Field (Cap.): Taylor Stadium at Simmons Field (3,031)
Conference: Southeastern
Head Coach: Tim Jamieson
Record at School: 622-474-2 (20th season)
Overall Record: Same
2013 Record: 18-32
Conference Record (Finish): 10-20 (5th East)
Postseason: None
All-Time Series Record: USM leads 8-3
Baseball Contact: Shawn Davis
Office Phone: 573-882-0711
Email: davisshaw@missouri.edu

2014 Southern Miss Opponents



New Orleans

Mar. 11 at Hattiesburg

Apr. 1 at New Orleans

Location: New Orleans, La.

Nickname: Privateers

Colors: Reflex Blue and Silver

Home Field (Cap.): Maestri Field (2,900)

Conference: Southland

Head Coach: Ron Maestri

Record at School: 518-247-1 (15th season)

Overall Record: Same

2013 Record: 7-44

Conference Record (Finish): N/A

Postseason: None

All-Time Series Record: USM leads 50-48

Baseball Contact: Emmanuel Pepis

Office Phone: 504-813-1827

Email: epepis@uno.edu



Marshall

Mar. 14-16 at Charleston, W.Va.

Location: Huntington, W.Va.

Nickname: Thundering Herd

Colors: Kelly Green and White

Home Field (Cap.): Appalachian Power Park (4,500)

Conference: Conference USA

Head Coach: Jeff Waggoner

Record at School: 157-227-1 (8th season)

Overall Record: Same

2013 Record: 20-34

Conference Record (Finish): 6-18 (9th)

Postseason: None

All-Time Series Record: USM leads 22-8

Baseball Contact: Caitie Smith

Office Phone: 304-696-5276

Email: Smith1650@live.marshall.edu



South Alabama

Mar. 12 at Hattiesburg

Apr. 2 at Mobile

Location: Mobile, Ala.

Nickname: Jaguars

Colors: Red, White and Blue

Home Field (Cap.): Stanky Field (3,775)

Conference: Sun Belt

Head Coach: Mark Calvi

Record at School: 66-54 (3rd season)

Overall Record: Same

2013 Record: 43-20

Conference Record (Finish): 20-10 (T-1st)

Postseason: NCAA Starkville Regional

All-Time Series Record: USA leads 57-29

Baseball Contact: Charlie Nichols

Office Phone: 251-414-8017

Email: charlesnichols@southalabama.edu



UTSA

Mar. 21-23 at Hattiesburg

Location: San Antonio, Texas

Nickname: Roadrunners

Colors: Blue, Orange and White

Home Field (Cap.): Roadrunner Field (800)

Conference: Conference USA

Head Coach: Jason Marshall

Record at School: 35-25 (2nd season)

Overall Record: Same

2013 Record: 35-25

Conference Record (Finish): 15-11 (4th)

Postseason: NCAA Corvallis Regional

All-Time Series Record: Never Met

Baseball Contact: Brett Damaskos

Office Phone: 210-458-6460

Email: brett.damaskos@utsa.edu

2014 Southern Miss Opponents



Ole Miss

Mar. 25 at Pearl
Apr. 30 at Oxford

Location: Oxford, Miss.
Nickname: Rebels
Colors: Cardinal Gray and Navy Blue
Home Field (Cap.): Oxford-University Stadium/
Swayze Field (10,323)
Conference: Southeastern
Head Coach: Mike Bianco
Record at School: 509-302-1 (14th season)
Overall Record: 609-373-1 (17th season)
2013 Record: 38-24
Conference Record (Finish): 15-15 (4th, East)
Postseason: NCAA Raleigh Regional
All-Time Series Record: UM leads 76-49
Baseball Contact: Bill Bunting
Office Phone: 662-915-1083
Email: wbunting@olemiss.edu



Middle Tennessee

Apr. 4-6 at Hattiesburg

Location: Murfreesboro, Tenn.
Nickname: Blue Raiders
Colors: Royal Blue and White
Home Field (Cap.): Reese Smith Jr. Field (2,600)
Conference: Conference USA
Head Coach: Jim McGuire
Record at School: 28-28 (2nd season)
Overall Record: Same
2013 Record: 28-28
Conference Record (Finish): 11-19 (9th, Sun Belt)
Postseason: None
All-Time Series Record: USM leads 9-6
Baseball Contact: Russell Luna
Office Phone: 615-898-5270
Email: luna@glblueraiders.com



Florida Atlantic

Mar. 28-30 at Boca Raton

Location: Boca Raton, Fla.
Nickname: Owls
Colors: Blue and Red
Home Field (Cap.): FAU Baseball Stadium (2,000)
Conference: Conference USA
Head Coach: John McCormack
Record at School: 173-119 (6th season)
Overall Record: Same
2013 Record: 42-22
Conference Record (Finish): 19-11 (T-3rd)
Postseason: NCAA Chapel Hill Regional
All-Time Series Record: Never Met
Baseball Contact: Brandon Goodwin
Office Phone: 561-756-0653
Email: goodwinb@fau.edu



Mississippi State

Apr. 8 at Pearl

Location: Starkville, Miss.
Nickname: Bulldogs
Colors: Maroon and White
Home Field (Cap.): Dudy Noble Stadium/
Polk-Dement Field (15,000)
Conference: Southeastern
Head Coach: John Cohen
Record at School: 177-131 (6th season)
Overall Record: 498-327-1 (15th season)
2013 Record: 51-20
Conference Record (Finish): 16-14 (T-3rd, West)
Postseason: College World Series
All-Time Series Record: MSU leads 77-37
Baseball Contact: Kyle Niblett
Office Phone: 662-325-8040
Email: kniblett@athletics.msstate.edu

2014 Southern Miss Opponents



UAB

Apr. 11-13 at Birmingham

Location: Birmingham, Ala.
Nickname: Blazers
Colors: Forrest Green and Old Gold
Home Field (Cap.): Yong Memorial Field (1,000)
Conference: Conference USA
Head Coach: Brian Shoop
Record at School: 194-212 (8th season)
Overall Record: 893-512-1 (25th season)
2013 Record: 23-36
Postseason: None
All-Time Series Record: USM leads 58-31
Baseball Contact: Anthony Prisco
Office Phone: 205-996-2576
Email: avprisco@uab.edu



Louisiana Tech

Apr. 18-20 at Hattiesburg

Location: Ruston, La.
Nickname: Bulldogs
Colors: Reflex Blue and Red
Home Field (Cap.): J.C. Love Field
at Pat Patterson Park (3,000)
Conference: Conference USA
Head Coach: Wade Simoneaux
Record at School: 282-335-1 (12th season)
Overall Record: Same
2013 Record: 19-37
Conference Record (Finish): 6-21 (10th, WAC)
Postseason: None
All-Time Series Record: USM leads 14-12-1
Baseball Contact: Anna Claire Thomas
Office Phone: 318-257-5314
Email: acthomas@latech.edu



LSU

Apr. 15 at Metairie, La.

Location: Baton Rouge, La.
Nickname: Tiger
Colors: Purple and Gold
Home Field (Cap.): Alex Box Stadium/
Skip Bertman Field (10,326)
Conference: Southeastern
Head Coach: Paul Mainieri
Record at School: 315-133-2 (8th season)
Overall Record: 1,179-625-6 (32nd season)
2013 Record: 57-11
Conference Record (Finish): 27-3 (1st, West)
Postseason: College World Series
All-Time Series Record: LSU leads 37-11-2
Baseball Contact: Bill Franques
Office Phone: 225-578-2527
Email: wfranqu@lsu.edu



Rice

Apr. 25-27 at Hattiesburg

Location: Houston, Texas
Nickname: Owls
Colors: Blue and Gray
Home Field (Cap.): Reckling Park (6,193)
Conference: Conference USA
Head Coach: Wayne Graham
Record at School: 997-400 (23rd season)
Overall Record: Same
2013 Record: 44-20
Conference Record (Finish): 15-9 (T-1st)
Postseason: NCAA Raleigh Super Regional
All-Time Series Record: Rice leads 19-10
Baseball Contact: John Sullivan
Office Phone: 713-348-5636
Email: jsully@rice.edu

2014 Southern Miss Opponents



Tulane

May 2-4 at New Orleans

Location: New Orleans, La.
Nickname: Green Wave
Colors: Olive Green and Sky Blue
Home Field (Cap.): Greer Field at Turchin Stadium (5,000)
Conference: Conference USA
Head Coach: Rick Jones
Record at School: 804-430-2 (21st season)
Overall Record: 978-491-2 (26th season)
2013 Record: 30-28
Conference Record (Finish): 11-13 (7th)
Postseason: None
All-Time Series Record: Tulane leads 95-55-1
Baseball Contact: Curtis Akey
Office Phone: 504-314-7271
Email: cakey@tulane.edu



Charlotte

May 15-17 at Charlotte

Location: Charlotte, N.C.
Nickname: 49ers
Colors: Green and White
Home Field (Cap.): Hayes Stadium (3,000)
Conference: Conference USA
Head Coach: Loren Hibbs
Record at School: 668-511-3 (22nd season)
Overall Record: Same
2013 Record: 37-23
Conference Record (Finish): 17-7 (T-1st, Atlantic 10)
Postseason: None
All-Time Series Record: USM leads 26-18
Baseball Contact: TBA



East Carolina

May 9-11 at Hattiesburg

Location: Greenville, N.C.
Nickname: Pirates
Colors: Old Gold and Royal Purple
Home Field (Cap.): Clark-LeClair Stadium (5,000)
Conference: Conference USA
Head Coach: Billy Godwin
Record at School: 284-188-1 (9th Season)
Overall Record: Same
2013 Record: 31-26
Conference Record (Finish): 14-10 (3rd)
Postseason: None
All-Time Series Record: USM leads 24-18
Baseball Contact: Malcolm Gray
Office Phone: 252-737-4522
Email: graym@ecu.edu

Series Records

Team	First Game	Last Game	Total Games	Won	Lost	Tied	Pct.
Alabama	1962	2013	98	26	72	0	26.5
Albion	1959	1959	2	2	0	0	100.0
Alcorn State	1985	2013	16	15	1	0	93.8
Arizona	2001	2001	1	1	0	0	100.0
Arkansas	1958	1995	14	10	4	0	71.4
Arkansas State	2005	2008	6	6	0	0	100.0
Arkansas-Little Rock	1976	1997	14	9	5	0	64.3
Auburn	1958	2013	6	1	5	0	16.7
Austin Peay	1992	1992	2	2	0	0	100.0
Baylor	1996	2003	4	1	3	0	25.0
Belhaven	1987	1989	5	4	1	0	80.0
Birmingham-Southern	2006	2006	3	2	1	0	66.7
Bowling Green	1988	1988	3	1	2	0	33.3
Buffalo	2002	2006	6	5	1	0	83.5
Cal State Fullerton	2008	2009	6	0	6	0	0.00
Cal State Northridge	2008	2008	2	2	0	0	100.0
Centenary	1922	1997	10	7	3	0	70.0
Central Arkansas	2013	2013	3	1	2	0	33.3
Central Baptist	1981	1981	1	1	0	0	100.0
Central Methodist	1981	1981	1	1	0	0	100.0
Charleston Southern	2012	2012	1	1	0	0	100.0
Charlotte	1992	2004	44	26	18	0	59.0
Chicago State	1984	1984	2	2	0	0	100.0
Christian Brothers	1987	1987	1	1	0	0	100.0
Cincinnati	1954	2005	45	38	7	0	84.4
Clemson	2010	2010	1	0	1	0	0.0
Coll. of Charleston	2004	2011	3	2	1	0	66.7
Columbus	1987	1987	1	1	0	0	100.0
Connecticut	2011	2011	1	1	0	0	100.0
Dallas Baptist	2006	2007	6	5	1	0	83.3
Davidson	1987	1987	1	1	0	0	100.0
Delta State	1960	1986	67	21	45	1	32.1
East Carolina	2002	2013	42	23	19	0	54.8
Eastern Illinois	1992	2013	12	10	2	0	83.3
Elon	1978	2009	5	2	3	0	40.0
Evansville	2001	2001	3	1	2	0	33.0
Florida	1990	2009	3	3	0	0	100.0
Florida State	1982	1991	49	12	37	0	25.5
Gannon	1970	1985	32	32	0	0	100.0
Georgia Southern	2007	2007	1	1	0	0	100.0
Georgia Tech	2009	2011	4	2	2	0	50.0
Grambling State	1985	1996	8	7	1	0	87.5
Hanover	1960	1960	1	1	0	0	100.0
Houston	1990	2013	60	31	29	0	51.7
Illinois State	1964	2006	8	3	5	0	37.5
Illinois Wesleyan	1956	1975	15	10	4	1	70.0
Indiana	1990	2007	4	4	0	0	100.0
Indiana State	2004	2005	2	2	0	0	100.0


Series Records

Iowa	1929	1929	1	0	1	0	0.0
Jackson State	1986	2009	22	17	5	0	77.3
Jacksonville State	2006	2010	2	2	0	0	100.0
Kansas State	1990	1992	6	3	3	0	33.3
Kent State	1985	2007	5	4	1	0	80.0
Kentucky	1998	1998	2	1	1	0	50.0
Lamar	2005	2005	1	1	0	0	100.0
Lehigh	2009	2009	3	3	0	0	100.0
Lemoyne	2010	2010	3	1	2	0	33.3
Liberty	2008	2008	1	1	0	0	100.0
Lipscomb	2002	2008	6	6	0	0	100.0
Louisiana College	1949	1949	1	0	1	0	0.0
Louisiana-Lafayette	1925	2013	40	19	21	0	47.5
Louisiana-Monroe	1949	2013	62	44	18	0	71.0
Louisiana State	1921	2012	50	11	37	2	24.0
Louisiana Tech	1922	2010	27	14	12	1	53.7
Louisville	1976	2007	63	44	19	0	69.8
Loyola (N.O.)	1929	1964	48	14	33	1	30.2
MacMurray	1968	1968	2	0	2	0	0.0
Maine	2005	2005	0	1	0	0	0.0
Marshall	2005	2013	30	22	8	0	73.3
McNeese State	2002	2004	5	3	2	0	60.0
Memphis	1975	2013	103	58	45	0	56.3
Mercer	2005	2005	3	3	0	0	100.0
Miami (Ohio)	2008	2008	1	1	0	0	100.0
Middle Tennessee	1990	1999	15	9	6	0	61.5
Milliken	1978	1978	4	4	0	0	100.0
Millsaps	1916	1961	24	17	7	0	70.8
Minnesota	1995	1997	7	4	3	0	57.1
Mississippi	1913	2013	125	49	76	0	39.2
Mississippi College	1916	1988	82	41	40	1	50.6
Mississippi State	1947	2013	114	37	77	0	32.5
Mississippi Valley	1986	2012	24	24	0	0	100.0
Missouri	1986	2013	11	8	3	0	72.7
Missouri State	1990	2013	19	13	6	0	68.4
Mobile	1993	1993	1	1	0	0	100.0
Monmouth	1970	1970	1	1	0	0	100.0
Murray State	1996	2012	6	4	2	0	66.7
Navy	1980	1983	7	4	3	0	57.1
Nebraska	2002	2002	1	1	0	0	100.0
New Orleans	1970	2013	98	50	48	0	51.0
Nicholls State	1960	2012	43	26	17	0	60.5
N.C. State	1987	1987	1	0	1	0	0.0
N.C. Wilmington	2005	2005	1	1	0	0	100.0
North Park	1973	1984	22	21	1	0	95.5
North Carolina	2009	2009	1	0	1	0	0.0
Northern Colorado	2009	2009	1	0	1	0	0.0
Northern Illinois	1954	1998	4	4	0	0	100.0
NW Missouri St.	1973	1977	4	3	1	0	75.0
NW (La.) State	1949	2011	9	7	2	0	77.8

Series Records

Ohio State	1989	1995	12	7	5	0	58.3
Oklahoma	2005	2005	0	1	0	0	0.0
Oklahoma State	2004	2004	1	1	0	0	100.0
Purdue	2012	2012	1	0	1	0	0.0
Rice	2006	2013	29	10	19	0	34.5
Rhode Island	2011	2011	1	1	0	0	100.0
St. John's	2003	2003	1	1	0	0	100.0
Saint Louis	1996	2005	27	21	6	0	77.7
St. Mary's	2010	2010	3	2	1	0	66.7
St. Norbert	1975	1975	2	2	0	0	100.0
Samford	1990	2001	6	4	2	0	67.0
Sam Houston State	2007	2007	1	0	1	0	0.0
South Alabama	1967	2013	86	29	57	0	33.7
South Carolina	1984	1991	15	5	10	0	33.3
Southeastern La.	1948	2008	115	71	44	0	61.7
Southern U.	1986	2003	4	2	2	0	50.0
Southern Benedictine	1976	1976	1	1	0	0	100.0
Southern California	1987	1990	2	0	2	0	0.0
Southern Illinois	2007	2007	1	1	0	0	100.0
SIU-Edwardsville	1970	2013	7	4	3	0	57.1
SE Missouri St.	1993	1993	9	6	3	0	66.7
Southwest Baptist	1981	1983	16	15	1	0	93.8
Spring Hill	1916	1987	97	70	27	0	72.2
Stetson	1994	2006	3	1	2	0	31.3
Temple	2003	2003	1	1	0	0	100.0
Tennessee	1986	1992	8	2	6	0	40.0
Tennessee-Martin	1993	1994	3	1	2	0	33.3
Tennessee State	1991	1992	4	3	1	0	75.0
Tennessee Tech	1994	2009	7	6	1	0	85.7
Texas	1991	2009	2	0	2	0	0.0
TCU	1994	2005	19	12	7	0	63.2
Towson	1987	1989	5	4	1	0	80.0
Troy	1998	2013	22	12	10	0	54.5
Tulane	1949	2013	151	55	94	1	36.8
UAB	1980	2013	89	58	31	0	65.2
UCF	1988	2013	28	19	9	0	67.9
USF	1992	2005	44	28	16	0	63.6
Union	1916	1916	3	2	1	0	66.7
Vanderbilt	1985	1988	8	6	2	0	75.0
VCU	1992	1995	13	10	3	0	76.9
Virginia Tech	1983	1995	28	17	11	0	60.7
Washington	1973	1979	3	3	0	0	100.0
West Alabama	1949	1989	38	18	20	0	47.4
West Florida	1987	1993	3	2	1	0	66.7
Wheaton	1951	1961	14	9	4	1	67.9
Wichita State	2006	2006	1	1	0	0	100.0
William Carey	1971	1996	13	8	5	0	61.5
Wright State	1993	1993	3	1	2	0	33.3

2014 Opponents in bold



Conference
USA

Conference USA



Britton Banowsky
Commissioner

Conference USA officially unveiled a new look July 1, 2013, while maintaining the same commitment to excellence, integrity and leadership in athletics, academics and in our communities.

Eight institutions, including the return of charter member Charlotte along with FIU, Florida Atlantic, Louisiana Tech, Middle Tennessee, North Texas, Old Dominion and UTSA, joined with East

Carolina, Marshall, Rice, Southern Miss, Tulane, Tulsa, UAB and UTEP.

From its beginning in 1995, Conference USA's dedication to excellence has been the league's guiding principle and remains a common thread today and for a promising future. Throughout the changes during the C-USA history, the conference has held onto its strong foundation that reflects the league's national presence. These 16 schools have compiled numerous athletic and academic achievements. Additionally, the C-USA footprint will grow by nearly 20 percent, while providing the geography that allows for a divisional scheduling model that will be beneficial to the student-athletes, fan-friendly and cost effective.

Conference USA sponsors competition in 20 sports - nine for men (baseball, basketball, cross country, football, golf, soccer, tennis and indoor and outdoor track and field) and 11 for women (basketball, cross country, golf, rowing, softball, soccer, swimming and diving, tennis, indoor and outdoor track and field and volleyball).

The league sponsors numerous academic awards, including the Commissioner's Honor Roll and the Commissioner's Academic Medal, indicative of outstanding achievement in the classroom, in addition to sport specific All-Academic teams.

C-USA annually awards 12 postgraduate scholarships, along with the Sport Academic Award, Scholar Athletes of the Year and the Institutional Academic Excellence Award. Conference USA also added a Spirit of Service Award, recognizing student-athletes three times a year for a combination of significant community service efforts, good academic standing and participation in their elected sport.



Success On The Playing Field

Conference USA performers have achieved great success in competition, placing the league among the top conferences in the nation.

Football

- 78 teams have earned bowl bids
- Access to College Football Playoff Bowl Games
- Primary Bowl tie-ins with the Bahamas Bowl, Beef 'O' Brady's St. Petersburg Bowl, Boca Raton Bowl, Gildan New Mexico Bowl, Heart of Dallas Bowl, Miami Beach Bowl, R+L Carriers New Orleans Bowl and Sheraton Hawai'i Bowl and secondary bowl tie-ins with the AdvoCare V100 Bowl and Bell Helicopter Armed Forces Bowl.

Men's Basketball

- Consistently rated as one of the top basketball leagues in the country
- 108 postseason teams (50 NCAA, 42 NIT, 8 CBI, 8 CIT)
- One National Championship title game appearance
- Three Final Four teams
- Seven Elite Eight NCAA Tournament teams
- One NIT Champion and four NIT semifinalists
- Inaugural CBI Champion
- CIT Champion

Women's Basketball

- 48 NCAA Tournament appearances
- 43 WNIT appearances
- One team in the NCAA Sweet 16
- Two WNIT semifinalists
- One WBI Champion

Baseball

- 58 NCAA appearances
- Six College World Series appearances (2009, 2008, 2007, 2006, 2005 and 2001)
- 14 Super Regional appearances
- Has produced at least four NCAA teams in nine of the last 12 seasons

In addition, 38 volleyball teams, 71 men's and women's soccer teams and 39 softball teams have earned NCAA Tournament bids. C-USA has sent four men's soccer teams to the NCAA College Cup, three softball teams to the Women's College World Series and three volleyball teams to the Sweet 16. The league has also had nine national champions in NCAA track and field competition, one national champion in diving and numerous NCAA individual and team competitors in cross country, golf, swimming, tennis and track and field. Overall, Conference USA teams and individuals have made more than 700 NCAA appearances.

Success Off The Field

C-USA institutions are among the nation's best in academic performance among student-athletes,

Conference USA

About Conference USA Baseball

- Conference USA will field 13 teams in 2014, the largest alignment in the league's 19-year history: Charlotte, East Carolina, FIU, Florida Atlantic, Louisiana Tech, Marshall, Middle Tennessee, Old Dominion, Rice, Southern Miss, Tulane, UAB, UTSA.
- Conference USA has been ranked as the No. 5 baseball conference in the RPI in all but one season since 2006.
- C-USA has placed at least four teams in the NCAA Championship nine times in the past 12 years, producing five teams on two occasions.
- Rice made its 19th consecutive NCAA Regional appearance in 2013, the fourth-longest active streak in the nation.
- Three 2014 members of C-USA participated in the 2013 NCAA Championship (Florida Atlantic, Rice, UTSA), with Rice advancing to the Super Regionals.
- Five 2014 members of C-USA (Charlotte, Florida Atlantic, Rice, Southern Miss and UTSA) won at least a share of a conference championship in 2013.
- Rice spent the entire 2013 season nationally ranked and was joined by Florida Atlantic in the final rankings.
- Rice and Florida Atlantic each finished in the top 26 of the final RPI rankings.
- Eight current Conference USA teams won at least one game against a nationally ranked opponent during the 2013 season.
- Current C-USA teams posted a total of 22 wins over nationally ranked, non-conference opponents during the regular season, including six against top 10 foes.
- Among the NCAA top 50 RPI teams that C-USA defeated in 2013 were: No. 1 North Carolina (Florida Atlantic), No. 2 Vanderbilt (Middle Tennessee), No. 11 Oregon (Rice), No. 18 South Alabama (Florida Atlantic), No. 19 Miami-Fla. (Florida Atlantic), No. 21 Mississippi (Southern Miss), No. 23 Louisiana-Lafayette (FIU, Florida Atlantic, Middle Tennessee, Southern Miss, Tulane), No. 29 Alabama (Tulane, UAB), No. 31 Nebraska (Louisiana Tech), No. 34 William & Mary (Old Dominion), No. 35 Troy (UAB), No. 41 Sam Houston State (Tulane), No. 48 Central Arkansas (Southern Miss) and No. 50 San Francisco (Rice).
- Four different Conference USA players were honored as 2013 All-Americans, including East Carolina junior UT Drew Reynolds, Florida Atlantic senior RHP Hugh Adams, Rice junior RHP Austin Kubitz and Rice sophomore RHP Zech Lemond.
- Five C-USA players earned 2013 Freshman All-American honors, including Charlotte C Brett Lang, East Carolina RHP David Lucroy, FIU SS

Edwin Rios, Rice UT Blake Fox and Tulane RHP Ian Gibaut.

- Conference USA had two players that earned National Player of the Week honors in 2013: Marshall RHP Aaron Blair and Old Dominion OF Ben Verlander.
- Four Conference USA schools (Rice, Southern Miss, East Carolina, Tulane) ranked among the top 31 nationally in average home attendance. All four averaged at least 2,100 fans per game.
- Five 2013 players and five 2013 teams ranked among the top 10 national leaders in the final 2013 NCAA statistics. Southern Miss led the nation in double plays per game.
- Conference USA had 23 players chosen in the June Major League Baseball Draft. Eight of the nine 2013 C-USA schools had at least one player selected.
- The league had 24 games televised nationally or regionally in 2013.
- Twelve players from 2013 C-USA schools appeared on the 2013 opening day rosters of Major League Baseball teams.

Conference USA Baseball Schools

The 13 schools that currently comprise Conference USA Baseball have enjoyed a great deal of success. Here are some of their accomplishments:

- 12 College World Series Appearances
- 2003 National Champions - Rice
- At least one College World Series team in five of the last nine seasons and nine out of 14.
- 135 NCAA Appearances (74 since 1995)
- Six National Players of the Year since 1995
- Seven National Freshmen of the Year since 1995
- 133 All-Americans since 1995
- Schools have combined to win 40 or more games 60 times in the last 15 years
- Has had a team ranked No. 1 in the nation in four of the last nine regular seasons



CHARLOTTE
EAST CAROLINA
FIU
FLORIDA ATLANTIC
LOUISIANA TECH
MARSHALL
MIDDLE TENNESSEE
OLD DOMINION
RICE
SOUTHERN MISS
TULANE
UAB
UTSA

Conference USA

2013 Honor Roll

Player Of The Year

Chris Taladay, 3B/C, UCF

Pitcher Of The Year

Eric Schoenrock, LHP, Memphis

Freshman Of The Year

Justin Montemayor, 1B, Houston

Newcomer Of The Year

Frankie Ratcliff, SS, Houston

Keith Leclair Coach Of The Year

Daron Schoenrock, Memphis

First Team All-Conference

IF	John Frost	Sr.	UAB
IF	Chase McDonald	Jr.	East Carolina
IF	Isaac Rodriguez	Sr.	Southern Miss
IF	Chris Taladay	Sr.	UCF
OF	Isaac Ballou	Sr.	Marshall
OF	Erik Hempe	Sr.	UCF
OF	Michael Ratterree	Sr.	Rice
C	Chase Fowler	Sr.	Southern Miss
DH/UT	Drew Reynolds	Jr.	East Carolina
P	Aaron Blair	Jr.	Marshall
P	Sam Moll	Jr.	Memphis
P	Andrew Pierce	Jr.	Southern Miss
P	Erik Schoenrock	Jr.	Memphis
RP	Zech Lemond	So.	Rice

Second Team All-Conference

IF	Zach Houchins	Jr.	East Carolina
IF	Justin Montemayor	Fr.	Houston
IF	Frankie Ratcliff	Jr.	Houston
IF	Ford Stainback	So.	Rice
OF	Keenan Cook	Jr.	Rice
OF	Mason Robbins	So.	Southern Miss
OF	Kyle Survanche	Fr.	Houston
C	Geoff Perrott	Sr.	Rice
DH/UT	Michael Aquino	Jr.	Rice
P	Jeff Hoffman	So.	East Carolina
P	Ben Lively	Jr.	UCF
P	David Lucroy	Fr.	East Carolina
P	Austin Pruitt	Sr.	Houston
RP	Jonathan Van Eaton	Jr.	Memphis

All-Freshman Team

C	Travis Watkins	East Carolina
OF	Richard Carthon	Tulane
OF	Jake Little	Memphis
OF	Kyle Survanche	Houston
IF	Justin Montemayor	Houston
IF	Josh Vidales	Houston
IF/P	Blake Fox	Rice

P	Zac Favre	UCF
P	Ian Gibaut	Tulane
P	Jake Lemoine	Houston
P	David Lucroy	East Carolina

C-USA All-Academic Team

*Drew Reynolds	East Carolina
Caleb Barker	Houston
Daniel Poncedeleon	Houston
*Ethan Gross	Memphis
*Sam Moll	Memphis
Tucker Tubbs	Memphis
Zach Willis	Memphis
Austin Roussel	Southern Miss
*Brandon Boudreaux	Tulane
Bowen Woodson	Tulane
Tyler Mims	UAB
Ryan Prinzing	UAB
Parker Webster	UCF

* repeat selection

C-USA All-Tournament Team

C	Keaton Aldridge	Memphis
IF	Shane Hoelscher	Rice
IF	Zach Houchins	East Carolina
IF	Justin Montemayor	Houston
IF	Christian Stringer	Rice
OF	Blake Brown	Southern Miss
OF	Leon Byrd	Rice
OF	Dillon Day	Southern Miss
DH	Drew Reynolds	East Carolina
P	Jake Drehoff	Southern Miss
P	Austin Kubitzka	Rice
P	John Simms	Rice
P	Jordan Stephens	Rice

Tournament MVP: Christian Stringer, Rice

Conference USA Champions

Year	Regular Season	Tournament
2013	Southern Miss, Rice	Rice
2012	Rice	UAB
2011	Southern Miss, Rice	Rice
2010	Rice	Southern Miss
2009	East Carolina	Rice
2008	Rice	Houston
2007	Rice	Rice
2006	Rice	Rice
2005	Tulane	Tulane/TCU
2004	East Carolina	TCU
2003	Southern Miss	Southern Miss
2002	Houston	East Carolina
2001	Tulane	Tulane
2000	Houston	Houston
1999	Houston	Tulane
1998	Tulane	Tulane
1997	Tulane	Houston
1996	USF	Tulane

Conference USA

Conference USA in the 2013 Postseason



NCAA Regionals

Eugene Regional

(Eugene, Ore.)

Fri., May 30

(2) Rice 3, (3) San Francisco 2

Sat., June 1

(2) Rice 1, (1) Oregon 0

Sun., June 2

(1) Oregon 11, (2) Rice 0

Mon., June 3

(2) Rice 11, (1) Oregon 4

Raleigh Super Regional

(Raleigh, N.C.)

Sat., June 8

NC State 4, Rice 3

Sun., June 9

NC State 5, Rice 4



2013 Conference USA Tournament

Reckling Park

Houston, Texas

Wed., May 22

(4) Memphis 6, (5) UCF 1

(2) Southern Miss 10, (7) Tulane 7

(1) Rice 3, (8) UAB 1

Thu., May 23

(6) Houston 9,, (3) East Carolina 4

Memphis 6, UAB 5

Ruice 5, UCF 1

Fri., May 24

Tulane 6, East Carolina 5

Southern Miss 4, Houston 2

UAB 5, UCF 1

Sat., May 25

Rice 10, Memphis 1

Tulane 3, Houston 2

East Carolina 8, Southern Miss 7

Sun., May 26

Championship Game

(1) Rice 5, (2) Southern Miss 4 (11 Innings)



History
& **Records**

Individual Records

Hitting

Games Played

Season: 68 by Tommy Sims, 1985
Career: 244 by Marc Maddox, 2003-06

At Bat

Game: 8 by Josh Hoffpaur vs. Belmont, 3/10/00
Season: 279 by Scotty Jurich, 1991
Career: 942 by Brad Willcutt, 2002-05

Runs Scored

Game: 6 by Shane Pullen vs. Tenn.-Martin (3/16/94)
Season: 81 by Tommy Davis, 1994
Career: 228 by Marc Maddox, 2003-06

Hits

Game: 6 by Todd Nace vs. Southeastern Louisiana (3/5/91);
Shane Pullen vs. Tenn.-Martin (3/16/94); Matt Shepherd
vs. TCU (4/2/04); Travis Creel vs. UAB (4/27/13)
Season: 109 by Jarrett Hoffpaur, 2004
Career: 337 by Trey Sutton, 2005-08

Doubles

Game: 4 by Brad Willcutt vs. Houston (5/21/05);
Jarrett Hoffpaur vs. Southeastern Louisiana (4/24/02)
Season: 31 by Bill Selby, 1991
Career: 72 by Brad Willcutt, 2002-05

Triples

Game: 2 by 13 players, most recently
by Kameron Brunty at Coll. of Charleston (3/18/11)
Season: 7 by Kyle Logan, 1994
Career: 15 by Bo Davis, 2006-09

Home Runs

Game: 3 by 8 players, most recently
by Trey Cuevas vs. Illinois State (3/5/06)
Season: 23 by Jeff Cook and Clint King, 2003;
Fred Cooley, 1989; Bill Selby, 1992
Career: 53 by Marc Maddox, 2003-06

Grand Slam Home Runs

Game: 2 by David Vilardi and Matt Baltz
vs. Nicholls State (4/20/99)
Season: 4 by Marc Maddox, 2006; Fred Cooley, 1989

Runs Batted In

Game: 8 by Fred Cooley vs. Belhaven (4/11/88);
Tommy Davis vs. Tenn.-Martin (3/16/94)
Season: 92 by Jarrett Hoffpaur, 2004
Career: 236 by Brad Willcutt, 2002-05

Batting Average (Min. 75 AB)

Season: .453 by Wilson Plunkett, 1974
Career: .399 by Wilson Plunkett, 1972-74

Total Bases

Game: 15 by Jeremy Albritton vs. Ole Miss (4/2/97)
Season: 189 by Tommy Davis, 1994
Career: 514 by Marc Maddox, 2003-06

Slugging Percentage

Season: .824 by Bill Selby, 1992
Career: .738 by Wilson Plunkett, 1972-74

Strikeouts

Season: 73 by Ryan Frith, 2004
Career: 182 by Andy Woodard, 1990-93

Bases on Balls

Season: 57 by Doug Cronk, 1988
Career: 139 by Brad Willcutt, 2002-05

Stolen Bases

Game: 6 by Josh Hoffpaur vs. Cincinnati (4/29/00)
Season: 42 by Scooter Love, 1988
Career: 85 by Ive Burnett, 1983-86

Pitching

Appearances

Season: 41 by Marc Kubicki, 1991
Career: 105 by Tyler Kee, 1995-99

Relief Appearances

Season: 41 by Marc Kubicki, 1991
Career: 105 by Tyler Kee, 1995-99

Games Started

Season: 21 by Damon Pollard, 1990
Career: 68 by Todd McInnis, 2007-11

Wins

Season: 13 by Damon Pollard, 1990
Career: 33 by Todd McInnis, 2007-11

Losses

Season: 9 by four players, most recently
by Frankie McLendon, 1992
Career: 24 by Darrell Lindsey, 1985-88

Winning Percentage (Min. 40 Innings Pitched)

Season: 1.000 by Danny Shupe, 1999; Austin Tubb, 2004;
Jay Myrick, 2013
Career: .923 by Danny Shupe, 1996-99

Earned Run Average

Season: 0.46 by Daniel Best, 2005
Career: 1.19 by Austin Tubb, 2003-04

Saves

Season: 18 by Tyler Conn, 2008
Career: 30 by Collin Cargill, 2008-11

Complete Games

Season: 11 by Kent Willis, 1986; Damon Pollard, 1990
Career: 23 by Darrell Lindsey, 1985-88

Shutouts

Season: 3 by Whitey Wilson, 1964;
by Rich Corsetto, 1971; Damon Pollard, 1990
Career: 5 by Rich Corsetto, 1970-71;
Damon Pollard, 1989-90

Consecutive Scoreless Innings

Season: 29 by Jerry Wilson, 1964

Innings Pitched

Game: 14 by Fred Waters vs. Loyola, N.O., 1948;
Tom LeGros vs. Pensacola NAS, 1949
Season: 148 by Damon Pollard, 1990
Career: 395.1 by Todd McInnis, 2007-11

Strikeouts

Game: 19 by Fred Waters vs. Loyola, N.O., 1948
Season: 152 by Damon Pollard, 1990
Career: 374 by Darrell Lindsey, 1985-88

Walks

Season: 114 by Damon Pollard, 1989
Career: 223 by Darrell Lindsey, 1985-88

Team Game Records

Batting

Hits

28 vs. Southeastern Louisiana (April 24, 2002)

Runs

26 at UCF (March 28, 2009) In 7 innings

Doubles

10 vs. Cincinnati (March 23, 2002);
vs. Southeastern La. (April 24, 2002)

Triples

4 vs. Louisville (April 9, 1994)

Home Runs

9 vs. Saint Louis (April 11, 2004)

RBI

25 at UCF (March 28, 2009) In 7 innings

Walks

14 vs. Cincinnati (March 26, 2005);
vs. Lehigh (Feb. 22, 2009)

Strikeouts

19 vs. Ole Miss (April 11, 1990)

Hit By Pitch

6 vs. Ole Miss (April 2, 1997);
UL-Monroe (April 18, 2007)

Total Bases

49 vs. Louisville (April 9, 1994)

Stolen Bases

10 vs. Charlotte (April 23, 1993)

Brad Willcutt



Pitching

Austin Tubb



Innings Pitched

15 vs. Nicholls State (March 19, 1983)
15 vs. UL-Monroe (May 3, 2005)
15 vs.. Rhode Island (March 19, 2011)

Strikeouts

19 vs. Loyola, New Orleans (May 11, 1948)

Hits Allowed

0 vs. Eastern Illinois (March 13, 2004);
Alabama State (February 12, 1995);
North Park (March 29, 1976);
William Carey (April 6, 1972);
Arkansas (April 14, 1966);
Northern Illinois (March 25, 1954)

Wild Pitches

5 Many times, most recent vs. Rice
(March 25, 2007)

Hit Batters

4 Many times, most recent at South Alabama
(April 18, 2012)

Fielding

Putouts

45 vs. Nicholls State (March 19, 1983)
45 vs. Louisiana-Monroe (May 3, 2005)
45 vs. Rhode Island (March 19, 2011)

Assists

30 vs. Louisiana-Monroe (May 3, 2005)

Passed Balls

3 vs. South Carolina (March 17, 1991)
& Mississippi State (April 23, 2008)

Double Plays Turned

5 vs Louisiana-Lafayette (March 9, 2013);
Houston (May 28, 2010)

Top Season Performances

Hitting

Games Played

1.	68	Tommy Sims, 1985
	68	Ive Burnett, 1985
	68	Mike Glassman, 1985
4.	67	Darrin Nixon, 1985
	67	Kevin Young, 1990
6.	66	Juan Vasquez, 1985
	66	Brian Kozlowski, 1985
	66	Todd Nace, 1991
	66	Bill Selby, 1991
	66	Doug Benefiel, 1991
	66	Chad Hebert, 1991
	66	Joey Archer, 2009

Batting Average (At Bats)

(Min. 75 at Bats)

1.	.453	Wilson Plunkett, 1974 (79)
2.	.409	Tommy Davis, 1994 (252)
3.	.408	Michael Artman, 1999 (260)
4.	.405	Wilson Plunkett, 1973 (405)
	.405	Jarrett Hoffpauir, 2004 (269)
6.	.402	Jeremy Schied, 1997 (164)
7.	.394	Clint King, 2003 (234)
8.	.392	Todd Nace, 1991 (268)
9.	.391	Brian Dozier, 2009 (138)
10.	.387	Bill Selby, 1992 (222)
	.387	Cliff Wren, 1998 (217)

At Bats

1.	279	Scotty Jurich, 1991
2.	275	Matt Shepherd, 2004
3.	269	Brian Dozier, 2008
	269	Jarrett Hoffpauir, 2004
5.	268	Todd Nace, 1991
6.	265	Marc Maddox, 2004
7.	263	Trey Sutton, 2005
8.	260	Jason Lowery, 2005
	260	Michael Artman, 1999
10.	259	Toddrick Johnson, 2006

Hits

1.	109	Jarrett Hoffpauir, 2004
2.	106	Michael Artman, 1999
3.	105	Todd Nace, 1991
4.	104	Matt Shepherd, 2004
5.	103	Tommy Davis, 1994
6.	100	Clint King, 2003
7.	96	Kevin Young, 1990
8.	95	Jeff Cook, 2003
9.	94	Toddrick Johnson, 2006
10.	93	Jason Lowery, 2005
	93	Shane Pullen, 1994

Runs

1.	81	Tommy Davis, 1994
2.	75	Brady Mills, 1998
3.	74	Marc Maddox, 2005
	74	Michael Artman, 1999
	74	Matt Shepherd, 2004
6.	72	B.A. Vollmuth, 2010
7.	71	Scotty Jurich, 1989
	71	Jeff Cook, 2003
9.	70	Shane Pullen, 1994
10.	69	Trey Sutton, 2007
	69	Trey Sutton, 2005
	69	Scotty Jurich, 1991

Singles

1.	82	Michael Artman, 1999
2.	75	Todd Nace, 1991
3.	70	Taylor Walker, 2010
	70	Toddrick Johnson, 2006
	70	Trey Sutton, 2006
	70	Todd Nace, 1990
7.	69	Jarrett Hoffpauir, 2004
	69	Matt Shepherd, 2004
9.	68	Brian Dozier, 2008
10.	67	Jason Lowery, 2005
	67	Eric Eckstein, 1995
	67	Derek Reams, 1995

Doubles

1.	31	Bill Selby, 1991
2.	27	Kevin Young, 1990
	27	Jarrett Hoffpauir, 2004
	27	Matt Shepherd, 2004
5.	25	Jeremy Schied, 1998
6.	24	Bill Selby, 1992
7.	23	Tommy Davis, 1994
	23	Shane Pullen, 1994
	23	Darren Welch, 2000
	23	Clint King, 2003

Triples

1.	7	Kyle Logan, 1994
2.	6	Matt Shepherd, 2004
	6	Kameron Brunty, 2011
4.	5	Gary Cannizarro, 1975
	5	Ricky Sutherland, 1976
	5	Dean Higdon, 1978
	5	Scotty Jurich, 1989
	5	Chad Hebert, 1992
	5	Jason Lowery, 2004
	5	Bo Davis, 2008
	5	Mason Robbins, 2012

Home Runs

1.	23	Jeff Cook, 2003
	23	Clint King, 2003
	23	Fred Cooley, 1989
	23	Bill Selby, 1992
5.	22	Tommy Sims, 1985
	22	Greg Conner, 1986
	22	Ryan Frith, 2004
8.	20	B.A. Vollmuth, 2010
	20	Sedgewick McCollum, 1988
10.	19	Tommy Davis, 1994

Runs Batted In

1.	92	Jarrett Hoffpauir, 2004
2.	86	Fred Cooley, 1989
3.	82	Brad Willcutt, 2005
	82	Tommy Davis, 1994
5.	81	Jeremy Schied, 1998
6.	77	Clint King, 2003
7.	76	B.A. Vollmuth, 2010
	76	Jeff Cook, 2003
9.	75	Kevin Young, 1990
10.	73	Greg Conner, 1986

Top Season Performances

Slugging Percentage

1.	1.000	Wilson Plunkett, 1974
2.	.824	Bill Selby, 1992
3.	.772	Clint King, 2003
4.	.750	Tommy Davis, 1994
5.	.729	B.A. Vollmuth, 2010
6.	.728	Jeff Cook, 2003
7.	.702	Greg Conner, 1986
8.	.690	Fred Cooley, 1989
9.	.687	Cliff Wren, 1998
10.	.671	Doug Crook, 1988

Total Bases

1.	196	Clint King, 2003
2.	189	Tommy Davis, 1994
3.	185	Jeff Cook, 2003
4.	183	Bill Selby, 1992
5.	173	Jarrett Hoffpauir, 2004
6.	172	B.A. Vollmuth, 2010
7.	168	Kevin Young, 1990
8.	166	Ryan Frith, 2004
9.	165	Fred Cooley, 1989
10.	161	Jeremy Schied, 1998

Stolen Bases

1.	42	Scouter Love, 1988
2.	41	Ive Burnett, 1984
3.	32	Chris Hesse, 1996
4.	29	Mike Jacobs, 1985
	29	Eric Estes, 1992
6.	27	Ive Burnett, 1985
7.	26	Scotty Jurich, 1989
	26	Scotty Jurich, 1991
	26	Brady Mills, 1998
10.	22	Greg Conner, 1986
	22	John Migliore, 1987
	22	Scouter Love, 1987
	22	Andy Woodard, 1993

Base on Balls

1.	57	Doug Cronk, 1988
2.	55	Juan Vasquez, 1985
3.	48	Darrin Nixon, 1985
4.	46	Andy Woodard, 1991
	46	Bo Davis, 2009
6.	45	Eric Eckstein, 1994
7.	44	Andy Woodard, 1993
8.	43	Scotty Bonds, 1989
	43	Derek Reams, 1996
10.	42	Marc Maddox, 2005
	42	Bill Selby, 1992

Strikeouts

1.	73	Ryan Frith, 2004
2.	70	Sedgewick McCollum, 1989
3.	68	Kevin Bentley, 1995
4.	64	Derek Reams, 1994
	64	Blake Brown, 2012
6.	63	Tommy Sims, 1985
7.	62	Tommy Davis, 1993
8.	61	Michael Ewing, 2008
9.	60	B.A. Vollmuth, 2011
10.	59	Derek Reams, 1995

Hit by Pitch

1.	28	Michael Sterling, 2012
2.	21	Kevin Coker, 2006
3.	19	Griff Israel, 2002

4.	17	Taylor Walker, 2010
5.	16	Trey Cuevas, 2007
	16	Allen Winningham, 2002
7.	15	Mark Ellis, 2010
8.	14	Trey Sutton, 2005
	14	Chris Hesse, 1997
	14	Michael Artman, 1999
	14	Michael Artman, 2001

Pitching

Appearances


1.	41	Marc Kubicki, 1991
2.	39	Tyler Kee, 1999
3.	34	Tony Phillips, 1991
4.	33	Danny Stout, 2000
5.	32	Austin Tubb, 2004
	32	Wade Weather, 2008
7.	31	Tyler Conn, 2007
	31	Daniel Best, 2006
	31	Tyler Kee, 1997, 1998

Starts

1.	21	Damon Pollard, 1990
2.	18	John Gilligan, 1990
	18	Todd McInnis, 2009
4.	17	Anthony DeWitt, 2004
	17	Mark Carson, 1991
	17	Chuck Shive, 1989
	17	Kent Willis, 1986
8.	16	Todd McInnis, 2010
	16	JR Ballinger, 2009
	16	Ryan Belanger, 2007
	16	Barry Bowden, 2007
	16	David Clark, 2007
	16	Cliff Russum, 2006
	16	Stephen Castleman, 2003
	16	Heath Cantrelle, 1997
	16	Eric Adams, 1997
	16	Jeremy Williamson, 1995
	16	Brett Legrow, 1994
	16	David Christenberry, 1992
	16	Frankie McLendon, 1992
	16	Damon Pollard, 1989
	16	Darrell Lindsey, 1987
	16	Darrell Lindsey, 1986

Complete Games

1.	11	Damon Pollard, 1990
	11	Kent Willis, 1986
3.	9	Darrell Lindsey, 1986
4.	8	John Gilligan, 1990
	8	Damon Pollard, 1989
6.	7	Brett Legrow, 1994



Top Season Performances

7	Jeff Pickich, 1992
7	Frankie McLendon, 1990
7	Darrell Lindsey, 1987
7	Ray Guy, 1972

Wins

1.	13	Damon Pollard, 1990
2.	11	Scott Copeland, 2010
	11	Mark Carson, 1991
	11	John Gilligan, 1990
5.	10	Geoffrey Thomas, 2011
	10	Anthony DeWitt, 2004
	10	Shea Douglas, 2002
	10	Bob McCrory, 2001-03
	10	Damon Pollard, 1989
	10	Hugh Laurin Pepper, 1952

Losses

1.	9	Frankie McLendon, 1992
	9	Darrell Lindsey, 1986
	9	Danny Pourciau, 1985
	9	Jody Ortego, 1983
5.	8	Josh Walker, 1998
	8	John Bale, 1996
	8	Pat Rapp, 1989
	8	Mike Magee, 1983
9.	7	Darrell Lindsey, 1986
	7	Kent Willis, 1986
	7	Mike Magee, 1983
	7	Steve Knight, 1978
	7	Ray Guy, 1970

Decisions

1.	18	Damon Pollard, 1990
2.	17	John Bale, 1996
	17	Darrell Lindsey, 1987
4.	16	Damon Pollard, 1990
	16	Darrell Lindsey, 1986
	16	Kent Willis, 1986
7.	15	Frankie McLendon, 1992
	15	David Christenberry, 1991
	15	Pat Rapp, 1990
10.	14	Cliff Russum, 2006
	14	John Gilligan, 1988
	14	Mark Carson, 1991

Innings Pitched

1.	148.1	Damon Pollard, 1990
2.	140.1	Kent Willis, 1986
3.	138.0	Damon Pollard, 1989
4.	133.2	John Gilligan, 1990
5.	130.2	Frankie McLendon, 1992
6.	122.2	Tony Phillips, 1991
7.	118.2	Chuck Shive, 1989
8.	117.2	Brett Legrow, 1994
9.	117.1	Jeff Pickich, 1993
10.	114.0	Chad Rogers, 2000

Shutouts

1.	3	Shea Douglas, 2002
	3	Damon Pollard, 1990
	3	Rich Corsetto, 1971
	3	Whitey Wilson, 1964
5.	2	David Clark, 2007
	2	Cliff Russum, 2003
	2	Bob McCrory, 2003
	2	Brett Legrow, 1994
	2	John Gilligan, 1989

2	Damon Pollard, 1989
2	Danny Pourciau, 1985
2	Buddy Davenport, 1973
2	Bobby Muhs, 1971
2	Rich Corsetto, 1970
2	Steve Campbell, 1968

Base on Balls

1.	114	Damon Pollard, 1989
2.	90	Damon Pollard, 1990
3.	64	Darrell Lindsey, 1986
4.	63	Darrell Lindsey, 1987
5.	62	Kent Willis, 1986
6.	61	Gregg Kennedy, 1993
7.	56	David Christenberry, 1992
8.	54	Frankie McLendon, 1992
	54	Pat Rapp, 1989
	54	Chuck Shive, 1989

Saves

1.	18	Tyler Conn, 2008
2.	13	Collin Cargill, 2009
	13	Daniel Best, 2006
	13	Tony Phillips, 1991
5.	11	Daniel Best, 2005
	11	Bradley Roney, 2012
7.	10	Austin Tubb, 2004
	10	Austin Tubb, 2003
	10	Tyler Kee, 1999
10.	9	Collin Cargill, 2010
	9	Marc Kubicki, 1991

Strikeouts

1.	152	Damon Pollard, 1990
2.	150	Damon Pollard, 1989
3.	140	Kent Willis, 1986
4.	129	Gregg Kennedy, 1993
5.	121	Darrell Lindsey, 1986
6.	117	Chuck Shive, 1989
	117	Frankie McLendon, 1992
8.	114	Darrell Lindsey, 1988
9.	111	John Gilligan, 1987
10.	110	Marc Kubicki, 1991

Winning Percentages

1.	1.000	Austin Tubb, 2004
	1.000	Danny Shupe, 1999
3.	.911	Scott Copeland, 2010
4.	.900	Chris Wagner, 1987
5.	.889	Chuck Shive, 1988
6.	.875	Jonathan Thompson, 2011
	.875	Brett Legrow, 1993
8.	.857	Rich Corsetto, 1970
	.857	Danny Shupe, 1998
10.	.818	Andrew Pierce, 2013

Earned Run Average

1.	0.46	Daniel Best, 2005
2.	0.93	Collin Cargill, 2011
	0.93	Austin Tubb, 2004
4.	0.97	Rich Corsetto, 1970
5.	1.39	Steve Campbell, 1968
6.	1.72	Tyler Conn, 2008
7.	1.75	Collin Cargill, 2010
8.	1.98	Tony Phillips, 1991
9.	1.99	Andrew Pierce, 2012
10.	2.12	Barry Bowden, 2008

Top Career Performances

Hitting

Games Played

1.	244	Marc Maddox, 2003-06
2.	243	Brad Willcutt, 2002-05
3.	239	Chad Hebert, 1989-92
4.	235	Jared Martin, 1994-97
	235	Doug Benefiel, 1989-92
6.	232	Kyle Logan, 1994-97
7.	229	Kenny Graves, 1986-89
8.	226	Larry Wesson, 1990-93
9.	225	Jeff Cook, 2001-03
10.	224	Brian Dozier, 2006-09
	224	Jason Lowery, 2002-05

Batting Average

1.	.399	Wilson Plunkett, 1972-74 (248)
2.	.380	Jeremy Schied, 1997-98 (405)
3.	.379	Kevin Young, 1990 (253)
4.	.373	Clint King, 2002-03 (348)
5.	.368	Todd Nace, 1989-91 (737)
6.	.364	Tommy Davis, 1992-94 (740)
7.	.363	Scott Cheek, 1998-99 (234)
	.363	Bill Selby, 1991-92 (480)
9.	.361	Cliff Wren, 1996-98 (651)
	.361	Michael Artman, 1999-01 (476)

At Bats

1.	942	Brad Willcutt, 2002-05
2.	926	Trey Sutton, 2005-08
3.	902	Kyle Logan, 1994-97
4.	895	Marc Maddox, 2003-06
5.	869	Jeremy Albritton, 1996-99
	869	Jeff Cook, 2000-03
7.	864	Brian Dozier, 2006-09
8.	840	Doug Benefiel, 1989-92
9.	829	Kameron Brunty, 2009-12
10.	815	Jason Lowery, 2002-05

Hits

1.	327	Trey Sutton, 2005-08
2.	307	Brian Dozier, 2006-09
3.	296	Marc Maddox, 2003-06
4.	292	Jeff Cook, 2000-03
5.	290	Brad Willcutt, 2002-05
6.	270	Todd Nace, 1989-91
7.	269	Tommy Davis, 1992-94
8.	262	Jason Lowery, 2002-05
9.	260	Doug Benefiel, 1989-92
10.	258	Jeremy Albritton, 1996-99

Runs

1.	228	Marc Maddox, 2003-06
2.	220	Trey Sutton, 2005-08
3.	203	Brad Willcutt, 2002-05
4.	200	Jeff Cook, 2000-03
5.	188	Scotty Jurich, 1989-91
	188	Kameron Brunty, 2009-12
7.	185	Brian Dozier, 2006-09
8.	175	Kameron Brunty, 2009-11
9.	172	Tommy Davis, 1992-94
10.	170	Bo Davis, 2006-09

Singles

1.	238	Trey Sutton, 2005-08
2.	229	Brian Dozier, 2006-09
3.	217	Larry Wesson, 1990-93
4.	203	Todd Nace, 1989-91

5.	193	Marc Maddox, 2003-06
6.	186	Jeff Cook, 2000-03
	186	Doug Benefiel, 1989-92
8.	184	Kameron Brunty, 2009-12
9.	179	Scotty Jurich, 1989-91
10.	172	Jared Martin, 1994-97

Doubles


1.	72	Brad Willcutt, 2002-05
2.	58	Tommy Davis, 1992-94
3.	57	Jarrett Hoffpauir, 2002-04
	57	Kyle Logan, 1994-97
5.	56	Trey Sutton, 2005-08
6.	55	Brian Dozier, 2006-09
	55	Bill Selby, 1991-92
	55	Andy Woodard, 1990-93
9.	54	Jeremy Albritton, 1996-99
10.	51	Darren Welch, 1999-01
	51	Todd Nace, 1989-91

Triples

1.	15	Bo Davis, 2006-09
2.	14	Kameron Brunty, 2009-12
3.	13	Chad Hebert, 1989-92
4.	11	Matt Shepherd, 2002-04
5.	10	Kyle Logan, 1994-97
	10	Tommy Davis, 1992-94
	10	Sylvester Love, 1986-88
	10	Trey Sutton, 2005-08
9.	9	Jeff Eure, 1979-82
9		Dean Higdon, 1977-79

Home Runs

1.	53	Marc Maddox, 2003-06
2.	50	Jeff Cook, 2000-03
3.	46	Brad Willcutt, 2002-05
4.	45	Fred Cooley, 1987-89
5.	43	Tommy Davis, 1992-94
6.	42	Dusty Haley, 1997-01
7.	40	B.A. Vollmuth, 2009-11
8.	39	Derek Reams, 1994-96
9.	38	Doug Cronk, 1986-88
10.	36	Kyle Logan, 1994-97



Top Career Performances

Runs Batted In

1.	236	Brad Willcutt, 2002-05
2.	212	Marc Maddox, 2003-06
3.	204	Tommy Davis, 1992-94
4.	201	Jeff Cook, 2000-03
5.	191	Fred Cooley, 1987-89
6.	178	Kyle Logan, 1994-97
7.	177	Jarrett Hoffpauir, 2002-04
8.	170	Jeremy Albritton, 1996-99
9.	167	Doug Cronk, 1986-88
10.	161	Dusty Haley, 1997-01

Slugging Percentages

1.	.738	Wilson Plunkett, 1972-74
2.	.665	Braxton Whitehead, 1997
3.	.664	Kevin Young, 1990
4.	.663	Bill Selby, 1991-92
5.	.643	Tommy Davis, 1992-94
6.	.642	Jeremy Schied, 1997-98
7.	.640	B.A. Vollmuth, 2009-11
8.	.599	Cliff Wren, 1996-98
9.	.598	Fred Cooley, 1987-89
10.	.581	Jeff Cook, 2000-03

Total Bases

1.	514	Marc Maddox, 2003-06
2.	505	Jeff Cook, 2000-03
3.	501	Brad Willcutt, 2002-05
4.	476	Tommy Davis, 1992-94
5.	472	Trey Sutton, 2005-08
6.	441	Kyle Logan, 1994-97
7.	424	Brian Dozier, 2006-09
8.	419	Jeremy Albritton, 1996-99
9.	407	Fred Cooley, 1987-89
10.	390	Cliff Wren, 1996-98

Stolen Bases

1.	85	Ive Burnett, 1983-86
2.	75	Sylvester Love, 1986-88
3.	66	Scotty Jurich, 1989-91
4.	50	Mike Jacobs, 1984-86
5.	49	Chris Hesse, 1996-97
6.	47	Kyle Logan, 1994-97
	47	Brent Covington, 1989-92
8.	39	Jared Martin, 1994-97
	39	Doug Benefiel, 1989-92
10.	38	Brady Mills, 1997-98

Base on Balls

1.	139	Brad Willcutt, 2002-05
2.	133	Andy Woodard, 1990-93
3.	124	Derek Reams, 1994-96
4.	122	Michael Ewing, 2006-09
5.	120	Marc Maddox, 2003-06
	120	Ive Burnett, 1983-86
	120	Kameron Brunty, 2009-12
8.	104	Trey Sutton, 2005-08
9.	105	Kameron Brunty, 2009-11
10.	103	Doug Benefiel, 1989-92

Strikeouts

1.	182	Andy Woodard, 1990-93
2.	181	Michael Ewing, 2006-09
3.	174	Doug Benefiel, 1989-92
4.	171	Derek Reams, 1994-96
5.	163	Marc Maddox, 2003-06
6.	158	Dusty Haley, 1997-01

7.	154	Tommy Davis, 1992-94
8.	151	Jody Blount, 2004-07
9.	149	Kameron Brunty, 2009-12
10.	147	Kyle Logan, 1994-97
	147	Brent Covington, 1989-92

Pitching

Appearances

1.	105	Tyler Kee, 1995-99
2.	103	Collin Cargill, 2008-11
3.	95	Daniel Best, 2003-06
4.	90	Heath Cantrelle, 1994-97
5.	81	Jonathan Johnston, 2006-09
6.	78	Patrick Ezell, 2004-07
7.	73	Frankie McLendon, 1988-92
8.	72	John Nicholas, 2002-05
9.	71	Darrell Lindsey, 1985-88
10.	70	Todd McInnis, 2007-11

Starts

1.	68	Todd McInnis, 2007-11
2.	55	Darrell Lindsey, 1985-88
3.	52	Barry Bowden, 2005-08
4.	43	Shea Douglas, 2000-02
5.	42	Cliff Russum, 2002-06
6.	37	Jeff Pickich, 1991-93
	37	Damon Pollard, 1989-90
8.	36	Chuck Shive, 1987-89
	36	Anthony DeWitt, 2001-04
10.	35	Charlie Rogers, 1999-01

Complete Games

1.	23	Darrell Lindsey, 1985-88
2.	19	Damon Pollard, 1989-90
3.	18	Ray Guy, 1970-72
4.	17	Tom LeGros, 1949-52
5.	15	Frankie McLendon, 1988-92
6.	14	Jeff Pickich, 1991-93
7.	13	Bobby Muhs, 1970-73
	13	Buddy Davenport, 1971-73
9.	11	John Gilligan, 1989-90
	11	Kent Willis, 1986
	11	Rich Corsetto, 1970-71

Wins

1.	33	Todd McInnis, 2007-11
2.	29	Darrell Lindsey, 1985-88
3.	23	Cliff Russum, 2002-06
	23	Damon Pollard, 1989-90
5.	22	Shea Douglas, 2000-02
	22	Barry Bowden, 2005-08
7.	19	Collin Cargill, 2008-11
	19	Anthony DeWitt, 2001-04
	19	Heath Cantrelle, 1994-97
	19	Jeff Pickich, 1991-93

Losses

1.	24	Darrell Lindsey, 1985-88
2.	20	Frankie McLendon, 1988-92
3.	19	Mike Magee, 1983-86
4.	17	Cliff Russum, 2002-06
5.	16	Todd McInnis, 2007-10
	16	Ray Guy, 1970-72
7.	15	Dan Pourciau, 1985-86
8.	14	Charlie Rogers, 1999-02
	14	Pat Rapp, 1988-89
10.	13	Reggie Wheat, 1993-96

Top Career Performances

- 13 Doug Munn, 1974-77
 13 Barry Bowden, 2005-08

Decisions

1. 53 Darrell Lindsey, 1985-88
 2. 49 Todd McInnis, 2007-11
 3. 43 Bob McCrory, 2001-03
 4. 40 Cliff Russum, 2002-06
 5. 35 Barry Bowden, 2005-08
 6. 34 Shea Douglas, 2000-02
 34 Damon Pollard, 1989-90
 34 Frankie McLendon, 1988-92
 9. 31 Anthony DeWitt, 2001-04
 31 Heath Cantrelle, 1994-97
 31 Jeff Pickich, 1991-93

Innings Pitched

1. 395.1 Todd McInnis, 2007-11
 2. 381.2 Darrell Lindsey, 1985-88
 3. 312.0 Frankie McLendon, 1988-92
 4. 302.0 Barry Bowden, 2005-08
 5. 289.1 Cliff Russum, 2002-06
 6. 286.1 Damon Pollard, 1989-90
 7. 273.0 Shea Douglas, 2000-02
 8. 270.0 Jeff Pickich, 1991-93
 9. 260.2 Chuck Shive, 1987-89
 10. 250.0 Patrick Ezell, 2004-07

Shutouts

1. 5 Rich Corsetto, 1970-71
 5 Damon Pollard, 1989-90
 3. 4 Cliff Russum, 2002-06
 4 Buddy Davenport, 1971-72
 5. 3 Cliff Russum, 2002-04
 3 Shea Douglas, 2000-02
 3 John Gilligan, 1989-90
 3 Bobby Muhs, 1970-73
 3 Ray Guy, 1970-72
 10. 2 David Clark, 2006-07
 2 Brett Legrow, 1992-94
 2 Dan Pourciau, 1985-86
 2 Mark Erickson, 1977-80
 2 Steve Knight, 1976-78
 2 Randy Jamison, 1975-78
 2 Rod Herring, 1975-76
 2 Rick Mauldin, 1975-76
 2 Barry Bowden, 2005-08

Walks

1. 223 Darrell Lindsey, 1985-88
 2. 204 Damon Pollard, 1989-90
 3. 145 Todd McInnis, 2007-11
 4. 132 Charlie Rogers, 1999-02
 5. 131 Cliff Russum, 2002-06
 6. 128 Frankie McLendon, 1988-92
 7. 126 Chuck Shive, 1987-89
 8. 121 Heath Cantrelle, 1994-97
 121 Jeff Pickich, 1991-93
 10. 116 Shea Douglas, 2000-02

Saves

1. 30 Collin Cargill, 2008-11
 2. 25 Daniel Best, 2002-06
 3. 23 Tyler Conn, 2007-08
 4. 20 Austin Tubb, 2003-04
 5. 18 Bradley Roney, 2012-13
 6. 17 Tyler Kee, 1996-99
 7. 14 Mark Kubicki, 1990-91

8. 13 Tony Phillips, 1991
 9. 12 Daniel Best, 2003-05
 10. 10 Brandon Parker, 1995-97

Strikeouts


1. 374 Darrell Lindsey, 1985-88
 2. 363 Todd McInnis, 2007-11
 3. 302 Damon Pollard, 1987-90
 4. 285 Shea Douglas, 2000-02
 5. 283 Barry Bowden, 2005-08
 6. 267 Frankie McLendon, 1988-92
 7. 266 Ray Guy, 1970-72
 8. 232 Cliff Russum, 2002-06
 9. 231 Chuck Shive, 1987-89
 10. 226 Jeff Pickich, 1991-93

Winning Percentage

1. .923 Danny Shupe, 1996-99
 2. .900 Jay Myrick, 2010, 2012-13
 3. .791 Bob McCrory, 2001-03
 4. .762 Brett Legrow, 1993-94
 5. .750 Daniel Best 2003-06
 .750 Mark Carlson, 1990-91
 7. .733 Rich Corsetto, 1970-71
 8. .727 Andrew Pierce, 2012-13
 .727 John Gilligan, 1989-90
 10. .696 Ryan Belanger, 2006-07

Earned Run Average

1. 1.17 Austin Tubb, 2003-04
 2. 1.98 Tony Phillips, 1991
 3. 2.08 Rich Corsetto, 1970-71
 4. 2.27 Tyler Conn, 2007-08
 5. 2.30 Andrew Pierce, 2012-13
 6. 2.59 Bobby Muhs, 1970-73
 7. 2.89 Kent Willis, 1986
 8. 2.93 Collin Cargill, 2008-11
 9. 2.94 Ray Guy, 1970-72
 10. 3.02 Damon Pollard, 1989-90



Shea Douglas

Team Season Records

Hitting

At Bats

Season: 2,278..... 2004

Runs Scored

Season: 516..... 2010

Hits

Season: 719..... 2004

Doubles

Season: 161..... 1994

Triples

Season: 22..... 1983

Home Runs

Season: 95..... 1997

Runs Batted In

Season: 478..... 2010

Batting Average

Season: .324..... 2010

Total Bases

Season: 1,166..... 2004

Stolen Bases

Season: 128..... 1985

Hit By Pitch

Season: 101..... 2010

Pitching

Earned Run Average

Season: 1.79..... 1970

Innings Pitched

Season: 571.0..... 2009

Strikeouts

Season: 524..... 1995

Complete Games

Season: 28..... 1990

Shutouts

Season: 6..... 1971, 1989, 1991, 2007,2008, 2012

Fielding

Putouts

Season: 1,728..... 1990

Assists

Season: 780..... 1999

Chances

Season: 2,589..... 1991

Double Plays

Season: 84..... 2010

Led the Nation

Fielding Percentage

Season: .974..... 2012




Year-by-Year Summary

Year	Win	Loss	Tie	Pct.	Coach
1913	1	3	0	25.0	Herring
1914	1	0	0	100.0	Slay
1915	0	1	0	0.0	Slay
1916	1	1	0	50.0	Slay
1917-1918	Did Not Play				
1919	2	3	0	40.0	Slay
1920	8	2	0	80.0	Austin
1921	5	1	1	78.6	Austin
1922	11	7	1	60.5	Austin
1923	9	2	1	79.2	Austin
1924	0	3	0	0.0	Austin
1925	4	2	0	66.7	Bobo
1926	5	2	1	68.8	Bobo
1927	4	4	0	50.0	Bobo
1928	6	2	0	75.0	Bobo
1929	1	9	0	10.0	Saunders
1930	2	11	0	15.4	Saunders
1931-1933	Did Not Play				
1934	3	9	0	25.0	Hubert
1935	0	3	0	0.0	Hubert
1936-1946	Did Not Play				
1947	9	4	0	69.2	Green
1948	11	11	0	50.0	Vann
1949	10	10	0	50.0	Vann
1950	5	6	0	45.5	Stuart
1951	7	6	1	53.6	Stuart
1952	6	5	0	54.5	Stuart
1953	9	1	0	90.0	Stuart
1954	10	2	0	83.3	Stuart
1955	7	4	0	63.6	Stuart
1956	7	8	1	46.9	Stuart
1957	4	8	0	33.3	Stuart
1958	7	7	0	50.0	Stuart
1959	10	5	0	66.7	Taylor
1960	14	3	0	82.4	Taylor
1961	12	7	0	63.2	Taylor
1962	8	7	1	53.1	Taylor
1963	10	12	1	45.7	Taylor
1964	15	5	0	75.0	Taylor
1965	15	4	0	78.9	Taylor
1966	9	11	0	45.0	Taylor
1967	9	13	0	40.9	Taylor
1968	8	12	0	40.0	Taylor
1969	3	13	0	18.8	Taylor
1970	10	13	0	43.5	Taylor
1971	17	10	0	63.0	Taylor
1972	12	16	0	42.9	Taylor
1973	12	12	0	50.0	Taylor
1974	16	12	0	57.1	Taylor
1975	15	16	0	48.4	Taylor
1976	20	21	0	48.8	Taylor
1977	17	16	0	51.5	Taylor
1978	15	24	0	38.5	Taylor
1979	13	21	0	38.2	Taylor
1980	17	13	0	56.7	Taylor
1981	23	26	0	46.9	Taylor

Year-by-Year Summary

1982	9	24	0	27.3	Taylor
1983	11	33	0	25.0	Taylor
1984	13	36	2	27.5	Denson
1985	28	41	0	40.6	Denson
1986	31	30	0	50.8	Denson
1987	37	25	0	59.7	Denson
1988	36	26	0	58.1	Denson
1989	36	26	0	58.1	Denson
1990	42	25	0	62.7	Denson
1991	42	24	0	63.6	Denson
1992	31	28	0	52.5	Denson
1993	33	26	0	55.9	Denson
1994	37	24	0	60.7	Denson
1995	36	24	0	60.0	Denson
1996	32	28	0	53.3	Denson
1997	34	23	0	59.6	Denson
1998	30	28	0	51.7	Palmer
1999	40	23	0	63.5	Palmer
2000	32	26	0	55.1	Palmer
2001	27	32	0	45.8	Palmer
2002	36	22	0	62.1	Palmer
2003	47	16	0	74.6	Palmer
2004	45	19	0	70.3	Palmer
2005	41	21	0	66.1	Palmer
2006	39	23	0	62.9	Palmer
2007	39	23	0	62.9	Palmer
2008	42	22	0	65.6	Palmer
2009	40	26	0	60.6	Palmer
2010	36	24	0	60.0	Berry
2011	39	19	0	67.2	Berry
2012	32	24	0	57.1	Berry
2013	30	27	0	52.6	Berry
Totals	1,538	1,247	10	55.2	



All-Time Letterwinners

A

Abadie, Chuck1972
 Abbey, David 1969-70-71
 Adams, Bryan2001
 Adams, Eric 1997-98
 Addison, Jimmy 1979-80
 Adkins, Luke 2006-07
 Adkins, Tommy1973
 Agent, Jimmy1988
 Akins, Jack1956
 Akins, Leon 1958-59-60-61
 Albritton, Jeremy 1996-97-98-99
 Alford, Spud1975
 Allen, James1961
 Allgood, Billy 1951-52-53
 Allison, Reed 1982-83
 Anderson, Mike1990
 Antonelli, Ray 2003-04
 Archer, Joey2009-10
 Assaf, Ed 1966-67-68
 Atkins, Phil 1975-76-77
 Artman, Michael 1999-01

B

Baer, Ron 1979-80
 Baker, Frank 1965-66-67
 Bale, John 1995-96
 Bales, Jared 2011-12-13
 Ballard, Shannon 1995-96
 Ballinger, J.R. 2007-08-09
 Baltz, Matt 1996-97-98-99
 Barfield, Doug 1954-55-56-57
 Barnhill, George 1967-68-69
 Barron, Connor 2012-13
 Barron, Pascal 1956-57
 Barry, Hal 1979-80
 Basford, Sammy 1984-85
 Basinger, Cole 2005-06
 Batson, Chet 1999-00
 Becker, Rick1977
 Beckler, Fred 1969-70
 Belanger, Ryan 2006-07
 Benefiel, Doug 1989-90-91-92
 Benson, Matt 2002-2003
 Bentley, Kevin 1993-95
 Best, Daniel 2003-04-05-06
 Bexley, Bill1949
 Billeaud, Josh2008
 Bishop, Tom 1950-51
 Blasingame, Elmo 1950-51
 Blount, Jody 2004-05-06-07
 Bobo, Doug1961
 Bonds, Scotty 1989-90
 Boothe, Robert 1955-58
 Borries, Doug1985
 Bosch, Wayne1983
 Bourgeois, Don1981
 Bourgeois, Marc 2010-11
 Bourgeois, Travis 1985-86
 Bowden, Barry 2005-06-07-08
 Bowden, Nathan2001
 Boxley, James1992
 Boyd, Larry1981

Bracey, Perry 1970-71-72-73
 Bradford, Chad1996
 Bradley, Gene1953
 Bradley, Greg1984
 Brady, Mike1972
 Braun, Oscar1961
 Breal, Greg1984
 Brechtel, John 1961-62-63
 Breene, Billy 1972-73-74-75
 Brennan, Bert1973
 Brewer, Tommy1997
 Broadus, Jonathan 1999
 Brock, Al1972
 Broomer, Bradley1996
 Brown, Blake 2012-13
 Brown, Caleb1997
 Brown, Houston2008
 Brown, Jerry 1962-63
 Brown, Jim 1958-59
 Brunty, Kameron 2009-10-11-12
 Bryant, Greg 1983-84
 Buchanan, Mark2010
 Buchanan, Dick1980
 Buchholz, Sean2013
 Buffington, Ray 1960-62
 Burger, Eddie 2004-05-06
 Burns, Rob2005
 Burnett, Ive 1983-84-85-86
 Butler, Curley1954
 Byrne, Scott 1951-52

C

Cabiniss, George 1964-65-66
 Cain, Casey 1994-95
 Caire, Matt 2005-06
 Calcote, Colby 1999-00
 Cameron, Stacy 1987-88-89-90
 Campbell, Kim1975
 Campbell, Steve 1966-67-68
 Cannizarro, Gary 1973-74-75-76
 Cannon, David 1983-84
 Cantrelle, Heath 1994-95-96-97
 Capell, Art 1980-81
 Cargill, Collin 2008-09-10-11
 Carlson, Jim 1976-77
 Carpenter, James Ray 1948-49-50
 Carpenter, Jed1951
 Carroll, Cody2013
 Carrozza, Falco1947
 Carson, Drew 2005-06-07-08
 Carson, Mark 1990-91
 Cashion, Mike 2004-05-07
 Castanedo, Tommy1990
 Castelluccio, Pete1994
 Castleman, Stephen 2000-01-02-03
 Cavenaugh, Jared2007
 Centenni, Rick1981
 Chance, Tony 1968-69-70-71
 Chancey, Ben 1983-84
 Chanove, Ed 1971-72-73
 Cheek, Scott 1998-99
 Christenberry, David1991
 Clanton, Bruce1987

Clark, David 2006-07-08
 Clark, Eugene "Jeep" 1951-52
 Clark, Russell1974
 Coars, Willie Gene 1957-58-59
 Cochran, Jason1995
 Coggin, Cliff 1948-49
 Coker, Kevin 2003-04-05-06
 Coker, Tracy1982
 Cole, Greg 1989-90
 Coleman, Keith1986
 Combest, Steve1981
 Conn, Tyler 2007-08
 Conner, Greg 1989-90
 Cook, Glyn1947
 Cook, Jeff 2000-01-02-03
 Cooley, Fred 1987-88-89
 Cooley, John1955
 Copeland, Scott 2009-10
 Cornelius, Tyran 1994-95
 Cornish, Bill 1994-95
 Corr, Don1982
 Corsetto, Rich 1970-71
 Covington, Brent 1989-90-91-92
 Covington, Chad1995
 Cox, Rich1978
 Cranford, Doc1947
 Cranford, Ken1950
 Crawford, Donny1976
 Crawford, James 1961-62
 Crawford, Randy1988
 Creel, Travis 2010-11-12-13
 Cronk, Brian1987
 Cronk, Doug 1986-87-88
 Crosby, Matt 1992-93
 Cuevas, Trey 2005-06-07-08
 Cumberland, Don1978
 Curtis, Dawson1954
 Cutillo, Bill 1963-64-65

D

Daniels, Terry1978
 Darby, Scott1984
 Davenport, Buddy 1971-72
 Davenport, Jack 1981-82
 Davenport, Jim 1952-53-54
 Davis, Bo 2006-07-08-09
 Davis, Jeff 1996-97-98
 Davis, Jeremy2007
 Davis, Leighton 2006-07
 Davis, Mike1987
 Davis, Tom1967
 Davis, Tommy 1992-93-94
 Dawson, Nick2013
 Day, Dillon 2010-11-12-13
 Day, Jimmy 1972-74-75-76
 Deaton, David 1982-83
 Dedwylder, Charles 1959-60-61
 Dement, Robert1947
 Demoruelle, Dack 1991-92
 Denson, Hill1966
 Devrow, Billy 1964-65-66
 Dewease, Glen 1979-80
 DeWitt, Anthony 2001-02-03-04

All-Time Letterwinners

Diamond, Jorey 1995-96
 Dickinson, Bo 1956-57
 Dickson, Billy 1960-61-62-63
 Didier, Mel 1948
 DiFatta, Joey 1978
 Diliberto, Justin 2010-11
 Doleac, Adam 2008-09-10-11
 Doss, Anthony 2008, 10
 Douglas, Shea 2000-01-02
 Dozier, Brian 2006-07-08-09
 Drehoff, Jake 2012-13
 Dueitt, Raimund 1976-77
 Duggan, Jack 1987
 Duncan, Mac 1986-87
 Dunn, Chris 2001
 Dutil, Mickey 1990-92-93
 Dyess, Glenn 1995

E

Eckstein, Eric 1994-95
 Eddy Don 1955
 Edwards, Burt 1961-62
 Edwards, Mike 1971-72
 Ellis, Mark 2010-11
 Ellis, Ryan 2012
 Ellzey, John 1976
 Emmons, Mike 1991
 Endt, Alvin 1954
 Engles, Tony 1966-67
 Erickson, Mark 1977-78-79-80
 Estes, Eric 1992-93
 Ethridge, Earl 1959-60-61-62
 Eure, Jeff 1979-80-81-82
 Ewing, James 2007-08-09
 Ewing, Michael 2006-07-08-09
 Exum, Bob 1962-63-64
 Ezell, Patrick 2004-05-06-07

F

Faggard, Morris 1947-48
 Fail, Murray 1980
 Farason, Pete 1970-71
 Farias, Erik 1997
 Farrar, Sonny 1958-59
 Farris, Jimmy 1975-76-77-78
 Favre, Irwin 1966-67
 Fayard, Lionel 1970-71
 Federico, Michael 1997
 Fields, Josh 2008-09
 Finnegan, Chris 1999-00
 Fischer, Ken 1955-56-57
 Fishburn, Chris 1999-00
 Fisk, Conor 2013
 Fleming, Russell 1987-88
 Flynt, Johnny 1968-69-70-71
 Ford, Charles 1969
 Foret, Lyle 1974-75-76-77
 Foret, Wayne 1973
 Fortenberry, Jason 1995-96-97-98
 Fowler, Chase 2010-11-12-13
 Fowler, Jacob 2005
 Freeman, Muss 1948-49
 Fricther, Sam 1970-71-72

Fries, Tom 1948
 Frith, Ryan 2003-04
 Fuell, Don 1960
 Fulton, Danny 1978
 Furr, Andrew 2012-13

G

Gallagher, Jack 1951-52
 Garner, Bobby 2001-02
 Garret, Richard 1981-82
 Gatin, Greg 1993-95
 Gaudet, Allen 1987
 Gautreau, David 1993-94
 George, Fred 1962-63-64-65
 George, Thad 1978
 Gerhardt, Rich 1982
 Gessner, John 1985-86-87-88
 Giannini, Cameron 2012-13
 Gilligan, John 1989-90
 Glasshof, A.J. 2013
 Glassman, Mike 1985
 Graeter, Ashley 2011-12
 Grant, Josh 2004
 Graves, Kenny 1986-87-88-89
 Graves, Travis 2009-10
 Green, Jim 1961-62-63
 Greschuk, John 1962-63
 Grice, David 1998
 Griffin, Beau 2002-03-04-05
 Guin, Jason 1986
 Gutierrez, Alex 1981-82-83
 Guy, Ray 1970-71-72

H

Haley, Dusty 1997-99-00-01
 Hall, Bubba 1990
 Hall, Clint 1972-73
 Hamrick, Mark 1950-51
 Haney, Greg 1980
 Hannon, Gary 1964-65-66-67
 Harbuck, Ken 1983-84
 Harmon, John 1980
 Harrington, Larry, Jr. 1979-80
 Harrington, Micky 1952-53-54-55
 Harrison, Justin 1995
 Harst, Chance 2007
 Hartel, Bailey 2006-07
 Hatten, Billy 1955-56-57-58
 Hatten, Stephen 1994
 Hawthorne, Ricky 1979
 Hays, Pete 1964-65-66-67
 Hebert, Chad 1989-90-91-92
 Henderson, Teno 1962-63
 Herring, Bobby 1981-82
 Herring, Rod 1975-76
 Herrington, J.W. 1947-48-49
 Hesse, Chris 1996-97
 Hester, Seth 2008-09-10-11
 Hester, Steven 1998
 Higdon, Dean 1977-78-79
 Hiitt, Carter 1998
 Hodges, Red 1947
 Hoeflich, Brett 2005

Hoffpaur, Jarrett 2002-03-04
 Hoffpaur, Josh 2000
 Hogg, Jeff 1983-84
 Hollingsworth, Carl ... 1959-60-61-62
 Hollingsworth, Chuck 1980
 Holloway, C.E. 1949
 Holloway, Randy 1976
 Holmes, David 1951
 Homan, Mike 1976-78-79
 Hoover, Larry 1976-77
 Hopper, Scott 1979
 Horn, Chase 2011-12
 Howard, Patrick 1995-96
 Howell, David 1982-83
 Hughes, Robert 1983
 Hurley, Brian 2002

I

Iovino, Anthony 1977-78-79-80
 Israel, Griff 2002-03

J

Jackson, Harold 1980-81-82-83
 Jackson, Wayne 1948-49-50
 Jacobs, Mike 1984-85-86
 Jamison, Randy 1975-76-77-78
 Jefcoat, Barry 1989-90
 Jeffcoats, James 1949
 Jenkins, Rusty 1991-92
 Jennings, Danny 1979-80-81
 Johnson, Drew 1998
 Johnson, Nick 2013
 Johnson, Toddric 2006
 Johnston, Earl 1997-98
 Johnston, Jonathan 2006-07-08-09
 Johnston, Mark 1984
 Jones, Josh 2010
 Jones, Matt 1981
 Jones, Richard 1959
 Jordan, Buddy 1965-66-67-68
 Jordan, Cliff 1984
 Jurich, Scotty 1989-90-91

K

Kaiser, Keith 1994-95
 Kammerer, James 1994
 Karlin, Kevin 1987-88
 Kee, Tyler 1997-98-99
 Kelley, George 1949-50
 Kenna, Johnny 1978-79-80
 Kennedy, Gregg 1993
 Key, Robbie 1987
 Keyes, Ronald Ray 1976-77
 King, Clint 2002-03
 King, Homer 1973
 King, Jordan 2007
 King, Paxton 2010-11-12-13
 Kirkland, Cliff 1973-74
 Kline, Breck 2013
 Knight, Steve 1975-76-77-78
 Koelling, Tyler 2009-10-11
 Komp, George 1978
 Koski, Bill 1961

All-Time Letterwinners

Kozlowski, Brian 1983-84-85
 Krebs, Gary 1973-74-75-76
 Kreeger, Dennis 1966
 Kritscher, Ryan 1992-93-94
 Kubicki, Marc 1990-91

L

LaGroue, Fred 1986-87
 Laird, Earl 1983
 Lance, Kenny 1975-76-77
 Landers, Phil 1978-79
 Langford, Eddie 1948-49
 Lauderdale, Daryl 1972-73-74
 Leach, Brent 2002-03
 Leach, Brian 2008
 LeGros, John 1947
 LeGros, Tom 1949-50-51-52
 LeGrow, Brett 1993-94
 Lekick, Wayne 1959-60
 Lindsey, Darrell 1985-86-87-88
 Lindsey, Kyle 2009
 Livingston, Cody 2012-13
 Logan, Chris 1990-91-93-94
 Logan, Kyle 1994-95-96-97
 Long, Arthur 1947
 Longordo, Bob 1957
 Lott, Billy 1963-64-65
 Lott, Darwin 1971
 Lott, Dewey 1982
 Lott, Joe 1964-65-66
 Lovdahl, Terry 1977-79
 Love, Sylvester 1986-87-88
 Lowe, Cliff 1975-76
 Lowery, Jason 2002-03-04-05
 Lowery, Luke 2013
 Luke, Cary 1995-96
 Lynch, Tim 2013

M

MacNamara, Ryan 2010
 Maddox, Marc 2003-04-05-06
 Magee, Mike 1983-84-85-86
 Mann, Karl 1972
 Mann, Todd 1987-88
 Maras, Danny 1948
 Marbury, Donovan 1997-98
 Martin, Billy 1956-57
 Martin, Jared 1994-95-96-97
 Martin, Joe 2011-12
 Massengale, Stan 1979-80-81-82
 Massey, Ken 1953
 Massey, Scott 2006
 Masson, Glen 1973
 Matesich, Chris 2005-06-07-08
 Matherne, Curtis 1967
 Matlock, Will 2005
 Mattox, Alan 1983-84
 Mauldin, Rick 1974-75
 Maxie, Kyle 2008-09
 Maxwell, Patrick 2006
 May, Jack 1956
 May, Jesse 1974-75
 McBay, Glen 1955-56

McCaskill, Jackie 1967-68
 McClellan, Mike 1965
 McCollum, Sedgewick 1988-89
 McComb, Matt 1993-94
 McCoy, John 1986
 McCrory, Bob 2001-02-03
 McDaniels, Tom 1968
 McDaniels, Rusty 2001
 McDonald, Don 1965
 McGough, Billy 1993
 McGowan, John 1947
 McGrath, Mike 1986
 McInnis, Todd 2007-08-09-10-11
 McIntyre, Les 1957-58-61
 McKay, Alex 1977-78-79-80
 McKeiver, Jim 1972
 McLendon, Frankie 1989-90-91-92
 McMahan, James 2012-13
 McMaster, Eric 1998-99
 McNair, Joe 1951-52
 Meeks, Lawrence 1958
 Melton, Davis 1950-51
 Membrano, Mike 1982
 Migliore, John 1985-86-87-88
 Mikel, Billy 1970
 Miley, Sam 1953-54
 Miller, Bruce 1962-63-65
 Miller, Rusty 1971-72
 Miller, Todd 1986-87
 Mills, Brady 1997-98
 Mingo, Mandella 2010
 Minton, Mike 1979-80-81-82
 Mitchell, Steve 1956-57
 Mitcherson, Jim 1952
 Monroe, Tommy 1968-69-70-71
 Montgomery, Brad 2001
 Moreland, Mike 1987-88
 Morgan, Matt 1994
 Morrow, Tommy 1958-59-60
 Moser, Brent 1995-96
 Mosley, Ben 2000-01
 Moss, Harold 1951-52-53
 Moss, Jeff 1985
 Moziejko, Richard 1960
 Muhs, Bobby 1970-71-72-73
 Munn, Doug 1974-75-76-77
 Munoz, Moses 2009
 Murray, Donnie 1978-79
 Myrick, Jay 2010, 2012-13

N

Nace, Todd 1989-90-91
 Nelson, John 1961
 Nettles, Dean 1984
 Nettles, Scott 1982-84
 Newell, Kirby 1978-79
 Nicholas, John 2003-04-05
 Nilsen, Jordan 1998
 Nixon, Darrin 1985-86-87
 Nobles, Benny Ray 1947
 Nuckols, James 1970
 Nunez, Taylor 2012-13
 Nutt, Mike 1969

O

O'Barr, Bobby 1950
 Oliver, Don 1978
 Oliver, Marshall 1987-88
 O'Ravez, David 1986
 Ortego, Jody 1983
 Owen, Brad 2005-06
 Owens, John 1978-79-80

P

Padgett, Paul 1952
 Palacios, Hector 1985-86-87
 Palmer, Corky 1974-75-76-77
 Palmer, Dale 1977-79
 Parker, Brandon 1995-96-97
 Pearson, Doug 1981-82
 Pepper, Hugh Laurin 1953-54
 Perrett, Tyler 2005
 Pfaff, Scott 1998-99
 Pfeifer, Todd 1981-82
 Phillips, Bubba 1947-48
 Phillips, Chuck 1981
 Phillips, Hop 1949-50
 Phillips, Shelley 1947-48
 Phillips, Tony 1991
 Pickich, Jeff 1991-92-93
 Pierce, Andrew 2012-13
 Pinnix, Jimbo 1995-96
 Pitre, Shawn 1988
 Plunkett, Wilson 1972-73-74
 Pollard, Damon 1989-90
 Poole, Boothe 1952
 Poole, Gerald 1959-60
 Posey, Jackson 2011
 Pourciau, Dan 1986
 Powers, Alan 1983-84
 Prater, Gary 1956-57-58
 Pressley, Ray 1947-48
 Pridmore, Ricky 1974-75-76-77
 Pullen, Shane 1993-94

Q

Qualls, Derek 1991
 Quave, Pete 1962-63-64
 Quinn, Brent 2000-01

R

Ragland, Evan 1947-48
 Ramsey, Donald 1968
 Rapp, Pat 1988-89
 Rasco, George 1968-69
 Rawson, Anthony 2001
 Reams, Derek 1994-95-96
 Reinike, Chris 1996
 Renteria, Nahum 1998
 Rentz, Irvin 1976-77-78-79
 Revon, Nick 1952-53-54
 Reynolds, Henry 1947-48
 Rhymes, Lamar 1947
 Rice, Ken 1982
 Richie, Chris 1991-92
 Rigby, Tom 1980-81
 Robinson, Jarrad 2001

All-Time Letterwinners

Robbins, Chris..... 1990-91
 Robbins, Mason 2012-13
 Roberson, Rick 1974-75
 Roberson, Steve.....1990
 Roberts, Bruce.....1982
 Roberts, Wil1989
 Roberts, Will1985
 Rodriguez, Isaac.....2010-11-12-13
 Rodriguez, Jack 1970-71-72-73
 Rogers, Chad..... 2000-01
 Rogers, Charlie..... 1999-00-01-02
 Rogers, Josh..... 2011-12
 Roney, Bradley 2012-13
 Ross, Duane 1987-88
 Rossello, Dennis..... 1974-75-76
 Roussel, Austin..... 2012-13
 Royals, Jim1972
 Russum, Cliff..... 2002-03-04-06
 Ryan, Bruce.....1947
 Ryan, Glen.....1957
 Ryan, Tom.....1959
 Rymer, Jeff..... 1982-83-84

S

Satcher, Doug 1964-65
 Scarborough, Boomer..... 2011-12-13
 Schemmel, Jason 1997-98
 Schied, Jeremy 1997-98
 Schlagel, Cody 2009-10
 Scott, DeQuincy..... 1998-99-00
 Scott, Mike1970
 Scott, Tick 1955-56
 Selby, Bill..... 1991-92
 Seroka, Chris 1985-86
 Seymour, Joe 1949-50
 Shaw, Matthew.....2011
 Sheedy, Dennis 1974-75
 Sheets, Bob1969
 Shepherd, Matt..... 2002-03-04
 Shive, Chuck..... 1987-88-89
 Shupe, Danny1998
 Silva, Terry..... 1963-64-65
 Simmons, Jason 1989-90-91
 Simpson, Jason 1992-93-94
 Sims, Sawyer1947
 Sims, Tommy1985
 Sinquefield, David.....1975
 Skeen, Brad 1990-91
 Skrmetta, Matt1992
 Smeltzer, Mike1988
 Smith, Adam 2003-04
 Smith, Jerry.....1966
 Smith, Lance1997
 Smith, Mark.....1977
 Smith, Nick2009
 Smith, Sammy 1973-74-75-76
 Smith, Scott2000
 Smith, Shawn 1986-87
 Snell, Reese..... 1948-49-50
 Spotts, Chad1992
 Spring, Randy.....1991
 Stancel, Mark1983
 Stanley, Jeff..... 2009-10

Steele, David..... 2005-06
 Stephens, Bert 1981-82
 Sterling, Michael 2012-13
 Stevens, Corey..... 2008-09
 Stevens, Craig..... 1973-74
 Stevens, Hop1949
 Stewart, Daniel..... 2001-02
 Stouder, Steve 1978-79
 Stout, Danny 1999-00
 Stout, Steve 1978-79
 Stover, Scott1998
 Stoy, Clint 2001-02
 Suits, Jay..... 1979-80
 Sumrall, George 1965-66-67
 Sutherland, Ricky 1973-74-75-76
 Sutton, Trey.....2005-06-07-08

T

Talarico, Joe1971
 Taylor, Doug 1975-76-77-78
 Terry, David 1975-76-77
 Thomas, Geoffrey 2010-11
 Thomason, Josh2011
 Thompson, Jay 1987-88
 Thompson, Jonathan.....2011
 Thoms, J.J.1998
 Tippin, Rick 1979-80-81
 Tisdale, Brooks..... 1953-54-55
 Todd, Jeff..... 1995-96-97
 Townsend, Mark 1978-80
 Tregre, Bill1955
 Tritz, Noah..... 2003-04
 Trowbridge, Curt1979
 Trusty, Rick1978
 Tubb, Austin..... 2003-04

U

Upton, Kaye.....1960
 Usey, Tony.....1956

V

Valentine, Eddie.....1976
 Valluzzo, Nick 2004-05-06
 Valrie, Kerry 1988-90
 Van Kotten, Chad..... 1989-90
 Vann, Thad Jr. 1967-68
 Vasquez, Juan 1982-83-84-85
 Vaughn, Cliff 1960-61
 Velasquez, Carlos 2002-03-04
 Vetrano, Joe1948
 Vinson, Ric..... 1962-63
 Vitrano, John1967-68-69-70
 Vlaming, Mike..... 1968-69
 Vodicka, Jerry..... 1957-58
 Vollmuth, B.A 2009-10-11

W

Wade, Ben 2006-07
 Wagner, Brian1998
 Wagner, Chris 1986-87
 Waites, Fred1947
 Walker, David Lee 1950-51-52-53
 Walker, Josh..... 1998-99

Walker, Taylor..... 2009-10
 Wallace, Billy..... 1977-78
 Walley, David.....2013
 Walters, Kris.....1992
 Walters, Rabbit.....1949
 Warren, Matt 2009-10-11-12
 Washington, Curtis..... 1980-81
 Waters, Bucky1947
 Waters, Fred 1947-48
 Waters, Hub..... 1952-53-54-55
 Waters, Jack1947
 Waters, Joel.....1980
 Weathers, Wade..... 2008-09
 Weekley, Chris1995
 Weiss, Ken1967
 Welch, Darren 1999-00-01
 Weldy, Mark 1980-81
 Wells, Red.....1958
 Wesler, Mike..... 1980-81
 Wesson, Larry 1990-91-92-93
 Wheat Jimmy1976
 Wheat, Reggie 1993-94-95-96
 White, Jimmy1981
 White, Milton 1951-52
 Whitehead, Braxton1997
 Whitehead, Russell.....1993
 Whitehead, Wayne1988
 Whittington, Mitch1990
 Wilhelmi, Bill..... 1959-60
 Willcutt, Brad..... 2002-03-04-05
 Williams, Billy.....1949
 Williams, Joel 1968-69-70
 Williams, Lee1991
 Williamson, Jeremy 1993-94-95
 Willis, Kent1986
 Willoughby, Earl1963
 Willoz, Frank 1968-69-70
 Winstead, Keith..... 2007-08
 Wilson, Bob1974
 Wilson, Jerry "Whitey" 1962-63-64-65
 Windham, Rod.....1966-67-68-69
 Wineski, Daniel.....2013
 Winingham, Allen 2001-02
 Winston, Jake2013
 Wirtz, Roger 1977-78-79
 Witherspoon, Vernon1975
 Woodward, Andy..... 1990-91-92-93
 Wooley, Greg 1999-00
 Wren, Cliff 1996-97-98
 Wright, Jonathan2001

Y

Young, Kevin.....1990
 Young, Ron 1960-61-62-63
 Youngblood, Ron 1956-57-58

Z

Zaremba, Kevin.....1993
 Zimmerli, Craig 1995-96

Year-by-Year Team Batting

Hitting Stats

Year	G	AVG	AB	R	H	2B	3B	HR	RBI	TB	SLG	BB	HBP	SO	GDP	OB%	SF	SH	SB-SBA
2013	57	.276	1911	293	528	87	10	22	259	701	.367	195	62	326	52	.357	29	49	35-54
2012	56	.278	1878	306	523	88	17	15	273	690	.367	215	64	390	28	.367	29	46	57-81
2011	58	.300	2022	396	607	110	18	41	353	876	.433	257	57	338	44	.390	24	59	24-40
2010	60	.324	2131	516	690	120	14	76	478	1066	.500	284	101	369	47	.422	30	46	54-75
2009	66	.305	2225	508	678	110	13	73	465	1033	.464	298	70	393	65	.399	28	35	45-69
2008	64	.290	2202	405	639	117	12	76	370	1008	.438	258	75	462	46	.381	15	32	33-52
2007	62	.287	2115	380	606	116	8	48	330	882	.417	278	68	375	44	.384	18	32	44-70
2006	62	.314	2170	492	682	92	19	81	445	1055	.486	284	83	390	40	.409	27	32	54-75
2005	62	.313	2218	467	694	149	10	60	419	1043	.470	278	65	365	54	.401	23	20	58-81
2004	64	.316	2278	506	719	139	19	90	456	1166	.512	263	50	408	51	.394	28	29	21-41
2003	63	.319	2230	497	712	142	15	89	454	1151	.516	255	51	412	46	.396	34	33	41-54
2002	58	.304	2036	420	619	128	8	54	376	925	.454	251	79	342	45	.397	27	31	64-89
2001	59	.279	1981	321	552	102	15	44	289	816	.412	230	58	381	48	.366	25	25	29-51
2000	58	.296	2069	412	613	106	8	74	362	957	.463	220	45	359	24	.374	16	19	49-67
1999	63	.310	2226	441	690	124	11	71	398	1049	.471	244	67	367	67	.389	37	18	53-77
1998	58	.311	2075	437	646	130	17	77	411	1041	.502	216	43	346	43	.383	31	16	61-81
1997	57	.317	2039	464	647	117	8	95	414	1065	.522	185	87	383	36	.394	22	19	86-123
1996	60	.292	2045	379	598	123	9	52	332	695	.438	206	55	439	35	.368	27	18	109-147
1995	60	.265	2055	362	545	126	9	53	320	848	.413	236	40	436	15	.350	16	25	111-142
1994	61	.323	2204	489	712	161	16	61	438	1088	.494	253	51	369	19	.402	21	41	80-108
1993	59	.295	2037	390	600	102	18	54	348	900	.442	228	35	411	39	.372	22	32	83-119
1992	59	.297	2032	404	604	105	18	62	363	931	.458	231	33	405		.378	20	24	94-128
1991	66	.294	2265	422	667	138	17	57	364	1010	.446	289	30	433		.389	32	17	106-146
1990	67	.289	2270	398	656	133	14	41	352	940	.414	251	34	412		.368		27	86-128
1989	62	.280	2087	415	584	112	19	61	360	917	.439	292	30	411		.376	29	24	72-104
1988	62	.280	2110	405	591	102	11	89	351	982	.465	233	21	388		.357		31	119-159
1987	62	.283	1991	370	564	103	18	51	330	856	.430	213	22	329	49	.359	16	41	85-115
1986	61	.272	1977	342	538	105	20	56	294	850	.430	218	41	335	43	.353	14	35	106-144
1985	69	.247	2058	376	509	102	14	60	306	819	.398	328	40	470	40	.362	28	20	128-172
1984	51	.284	1552	260	440	78	11	32	222	636	.410	183	21	253	35	.367	16	4	96-136
1983	44	.284	1343	220	382	61	22	19	186	544	.445	126	21	196	37	.355	13	13	13-23
1982	33	.209	893	119	187	27	8	3	94	239	.238	132	12	154	17	.319	5	12	22-28
1981	48	.305	1405	259	428	68	19	13	225	573	.408	192	18	183	33	.395	15	24	34-42
1980	30	.249	852	146	212	30	12	16	125	311	.365	132	11	133	21	.357	9	15	13-
1979	34	.255	1006	166	256	53	10	18	148	383	.381	142	9	167		.352	13	22	31-
1978	39	.246	1099	163	270	37	17	5	128	358	.326	153	5	172		.340	7	22	26-
1977	33	.248	902	123	224	39	9	12	99	341	.378	110	8	148		.335	7	15	22-
1976	41	.257	1170	194	301	53	20	7	156	415	.355	183	17	199		.366			17-
1975	31	.251	926	136	232	29	12	9	116	312	.337	101	13	153	9	.333	5	17	17-
1974	28	.292	926	172	270	38	11	28	138	414	.447	113	5	155	15	.372	3	12	22-
1973	24	.263	695	90	183	35	8	9	82	260	.374						1	7	7-
1972	28	.242	814	90	197	26	8	11	76	256	.314						4	15	3-
1971	27	.272	860	117	234	33	14	8	105	321	.373								6-
1970	23	.202	726	68	147	20	6	4	56	191	.263						0	6	3-
1969	16	.209	540	45	113	7	2	3	29	122	.226						2	2	0-
1968	20	.211	650	64	137	15	6	2	51	170	.262						3	9	5-
1967	22	.201	702	82	141	16	6	6	55	186	.265						3	4	1-
1966	20	.250	672	104	168	10	12	6	55	219	.326						6	5	12-
1965	19	.258	651	120	168	25	12	17	116	268	.412						3	7	5-
1964	20	.240	642	94	154	16	9	3	67	194	.302						3	18	3-
1963	23	.251	625	98	157	21	7	8	76	207	.331						5	6	7-
1962	16	.245	531	80	130	11	7	10	65	184	.347						1	4	3-
1961	19	.258	507	98	131	21	10	2	73	174	.343							3	0-
1960	20	.276	569	138	157	20	15	8	87	231	.406						2	0	0-
1959	15	.272	408	97	111	16	7	5	70	156	.382						2	7	6-
1958	17	.259	455	62	118	13	4	7	48	160	.352						1	2	2-
1957	20	.240	354	50	85	7	4	2	38	106	.299						0	9	4-
1956	24	.253	518	101	131	14	9	2	63	169	.326						1	12	13-
1955	15	.255	298	89	76	17	5	2	44	109	.366							7	2-
1954	17	.278	370	89	103	12	1	9	47	144	.389						2	4	4-
1953	11	.259	332	68	86	17	6	4	35	127	.383							4	4-
1952	15	.276	402	79	111	8	3	9	41	152	.378							0	7-
1951	14	.242	343	71	83	9	1	1	34	97	.283							6	8-
1950	12	.229	288	29	66	6	1	1	16	77	.267						2	2	8-
1949	20	.265	476	128	126	15	2	4	67	157	.330						5	4	15-
1948	22	.296	791	170	234	25	10	16	87	327	.413							8	17-
1947	13	.288	285	70	82	12	10	10	48	139	.488						3	6	24-

Year-by-Year Pitching/Defense

Pitching Stats

Year	G	ERA	IP	H	R	ER	BB	SO	2B	3B	HR	WP	HBP	BK	CG	SHO	W-L	SV
2013	57	3.74	507.2	487	253	211	207	417	85	6	21	31	54	1	6	2	30-27	14
2012	56	3.83	496.0	462	244	211	219	365	77	7	20	49	69	7	3	6	32-24	16
2011	58	3.49	523.2	517	267	203	201	350	80	8	31	44	55	5	5	5	39-19	13
2010	60	5.96	527.0	637	388	349	258	386	102	9	61	41	43	3	2	3	36-24	14
2009	66	5.14	571.0	638	387	326	250	438	104	10	68	53	50	5	2	3	40-26	17
2008	64	4.78	560.2	594	360	298	289	450	95	5	49	72	49	8	2	6	42-22	20
2007	62	3.79	544.0	541	269	229	180	416	72	7	36	65	53	3	7	6	39-23	13
2006	62	4.80	538.0	613	328	287	211	416	95	10	54	44	40	6	3	2	39-23	16
2005	62	5.13	552.1	642	361	315	202	444	142	14	62	27	40	5	3	1	41-21	15
2004	64	4.77	562.0	613	356	298	224	468	103	8	59	47	47	11	3	4	45-19	14
2003	63	3.45	555.2	543	276	213	219	460	87	4	45	40	33	6	5	5	47-16	19
2002	58	4.07	517.2	536	289	234	213	393	87	14	34	48	36	15	6	5	36-22	9
2001	59	4.46	511.0	554	318	253	219	403	98	13	39	38	34	6	4	2	27-32	12
2000	58	4.71	506.0	546	327	265	248	414	107	8	52	53	35	3	3	4	32-26	7
1999	63	5.27	553.1	619	383	324	221	373	114	11	65	67	53	7	0	1	40-23	16
1998	58	5.82	502.2	610	394	325	231	366	109	10	68	56	24	3	6	4	30-28	9
1997	57	5.65	502.0	591	398	315	223	418	121	12	63	54	32	3	3	1	34-23	9
1996	60	4.59	523.0	514	316	267	242	502	75	10	42	45	39	8	8	3	32-28	9
1995	60	4.13	532.0	534	323	244	250	524	102	11	44	51	20	2	4	8	36-24	8
1994	61	4.81	535.2	582	370	286	285	396	97	20	39	70	21	5	16	3	37-23	6
1993	59	4.75	513.0	550	367	271	251	437	98	11	45	41	30	0	13	0	33-26	10
1992	59	4.77	511.1	564	364	271	270	418	109	14	41	53	44		18	1	31-28	7
1991	66	3.57	572.2	546	306	227	258	504	91	7	32	52	43		6	6	42-24	23
1990	67	4.28	576.1	572	340	274	262	501	96	11	40	66	39		28	5	42-25	9
1989	62	4.21	539.0	557	338	252	316	470	75	16	36	45	24		15	6	36-26	12
1988	62	4.71	539.1	585	348	282	268	424	108	6	44	39	19		15	2	36-26	10
1987	62	4.06	510.1	512	325	230	278	394	71	9	35	56	17	5	14	1	37-25	10
1986	61	4.46	508.1	492	316	252	287	483	65	20	52	36	25	6	20	3	31-30	8
1985	69	5.82	541.0	658	482	350	358	329	121	18	44	38	16	2	8	3	28-41	14
1984	51	8.07	373.2	483	399	355	285	226	95	12	50	38	26	3	5	1	13-36	4
1983	44	7.50	323.0	441	350	269	241	157	75	13	48	48	11	7	11	0	11-33	3
1982	33	7.10	237.0	301	229	187	137	115	46	17	19	28	9	3	13	1	9-24	1
1981	48	5.47	349.0	425	265	212	182	171	75	10	30	29	9	0	22	2	23-26	1
1980	30	4.69	226.1	253	145	118	101	99	39	5	14	17	10		13	3	17-13	1
1979	34	5.77	264.2	322	192	164	175	180	45	18	12		11		11	2	13-21	3
1978	39	5.47	298.0	330	261	181	199	198							16	1	15-24	3
1977	33	4.21	239.1	216	159	112	177	159							14	4	17-16	1
1976	41	3.92	303.0	299	195	132	154	182				19	15		16	2	20-21	3
1975	22	4.11	236.1	213	136	108	131	124				10	13		13	5	15-16	2
1974	28	5.25	228.0	284	191	133	127	108	37	14	12	20	9		7	1	16-12	5
1973	24	3.78	181.0	173	101	76	71	126				4	2	1	12	2	12-12	1
1972	28	3.57	221.2	207	117	88	72	194				12			17	4	12-16	0
1971	27	2.63	225.2	194	78	62	86	213							17	6	17-10	0
1970	23	1.79	195.2	151	70	39	66	157				3	3		16	4	10-13	1

Defensive Stats

Year	Chances	Putouts	Assists	Errors	Fld.%	Year	Chances	Putouts	Assists	Errors	Fld.%
2013	2187	1523	598	66	.970	1993	2348	1539	685	124	.947
2012	2178	1488	633	57	.974	1992	2256	1531	603	122	.946
2011	2385	1571	727	87	.964	1991	2589	1718	735	136	.947
2010	2393	1581	739	73	.969	1990	2542	1728	706	108	.958
2009	2566	1713	767	86	.966	1989	2381	1614	656	111	.953
2008	2500	1682	731	87	.965	1988	2437	1618	708	111	.954
2007	2404	1632	707	65	.973	1987	2321	1531	676	114	.951
2006	2386	1614	688	84	.965	1986	2266	1527	621	118	.948
2005	2407	1657	669	81	.966	1985	2507	1623	708	176	.927
2004	2438	1686	682	70	.971	1984	1700	1121	481	98	.942
2003	2416	1662	677	77	.968	1983	1489	966	422	101	.932
2002	2293	1553	653	87	.962	1982	1061	711	293	57	.946
2001	2313	1533	685	95	.959	1981	1599	1047	474	78	.951
2000	2321	1518	704	99	.957	1980	1059	679	312	68	.936
1999	2532	1660	780	92	.964	1979	1220	794	348	78	.936
1998	2331	1508	719	104	.955	1978	1158	764	306	88	.924
1997	2341	1506	735	100	.957	1977	1050	693	287	70	.933
1996	2343	1569	662	112	.952	1976	—	—	—	—	—
1995	2391	1596	685	110	.954	1975	936	718	286	42	.955
1994	2445	1607	738	100	.959	1974	1039	684	296	59	.943

Year-by-Year Leaders

At Bats

1947	John LeGros	32
1948	Bubba Phillips	96
1949	Muss Freeman	55
	Hop Stevens	55
	Reese Snell	55
1950	Tom Bishop	38
1951	David Melton	41
1952	Bill Allgood	51
1953	Sam Miley	40
1954	Nick Revon	47
1955	Micky Harrington	36
1956	Tick Scott	57
1957	Ken Fischer	44
1958	William Coats	59
1959	Tom Ryan	48
1960	Richard Moziejko	66
1961	Jim Green	59
1962	Jim Green	59
1963	Billy Lott	72
1964	Billy Devrow	86
1965	Billy Devrow	81
1966	Gary Hannan	75
1967	Frank Baker	89
1968	Rod Windham	79
1969	Tony Chance	68
1970	Joel Williams	92
1971	Eddie Chanove	96
1972	Perry Bracey	100
1973	Perry Bracey	85
1974	Gary Cannizaro	107
1975	Billy Breene	107
1976	Ricky Sutherland	144
1977	Terry Lovdahl	101
1978	Johnny Kenna	120
1979	Terry Lovdahl	113
1980	Jimmy Addison	100
1981	Doug Pearson	169
1982	Doug Pearson	100
1983	Greg Bryant	141
1984	Greg Bryant	178
1985	Ive Burnett	229
1986	Greg Conner	225
1987	Doug Cronk	217
1988	Fred Cooley	244
1989	Scotty Jurich	257
1990	Kevin Young	252
1991	Scotty Jurich	279
1992	Tommy Davis	243
1993	Tommy Davis	245
1994	Shane Pullen	256
1995	Eric Eckstein	240
1996	Chris Hesse	232
1997	Kyle Logan	222
1998	Jeremy Schied	241
1999	Michael Artman	260
2000	Josh Hoffpauir	243
2001	Jeff Cook	245
2002	Jeff Cook	245
	Carlos Velasquez	245
2003	Jeff Cook	254
	Clint King	254

2004	Matt Shepherd	275
2005	Trey Sutton	253
2006	Toddric Johnson	259
2007	Brian Dozier	248
2008	Brian Dozier	269
2009	Taylor Walker	243
2010	Taylor Walker	244
2011	Kameron Brunty	236
2012	Mason Robbins	215
2013	Mason Robbins	224

Batting Average

1947	John LeGros	438
1948	Fred Waters	391
1949	Cliff Coggin	421
1950	Tom Bishop	342
1951	Tom Bishop	435
1952	Micky Harrington	378
1953	Micky Harrington	333
	Nick Revon	333
1954	Jim Davenport	439
1955	Tick Scott	455
1956	Steve Mitchell	375
1957	Bob Longordo	320
1958	Tommy Morrow	405
1959	Tommy Morrow	419
1960	Don Fuell	375
1961	Charles Dedwylder	358
1962	John Greschuk	480
1963	Teno Henderson	348
1964	Joe Lott	386
1965	Doug Satcher	348
1966	George Sumrall	324
	Joe Lott	324
1967	Rod Windham	308
1968	Joel Williams	296
1969	Fred Beckler	308
1970	John Vitrano	273
1971	Tommy Monroe	337
1972	Wilson Plunkett	337
1973	Wilson Plunkett	405
1974	Wilson Plunkett	453
1975	Ricky Sutherland	320
1976	Gary Cannizaro	344
1977	Lyle Foret	333
1978	Doug Taylor	289
1979	Jimmy Addison	296
1980	Tom Rigby	423
1981	Doug Pearson	379
1982	David Deaton	325
1983	Reed Allison	364
1984	Greg Bryant	326
1985	Juan Vasquez	316
1986	Greg Conner	328
1987	Doug Cronk	318
1988	Fred Cooley	353
1989	Fred Cooley	352
1990	Kevin Young	379
1991	Todd Nace	392
1992	Bill Selby	387
1993	Tommy Davis	343
1994	Tommy Davis	409

Year-by-Year Results

1995	Derek Reams.....	303
1996	Jeff Davis.....	364
1997	Jeremy Schied.....	402
1998	Cliff Wren.....	387
1999	Michael Artman.....	408
2000	Chris Finnegan.....	365
	Darren Welch.....	365
2001	Jeff Cook.....	339
2002	Allen Winningham.....	366
2003	Clint King.....	394
2004	Jarrett Hoffpauir.....	405
2005	Marc Maddox.....	359
2006	Trey Sutton.....	375
2007	Trey Sutton.....	368
2008	James Ewing.....	359
2009	Bo Davis.....	359
2010	B.A. Vollmuth.....	386
2011	Tyler Koelling.....	362
2012	Ashley Graeter.....	346
2013	Isaac Rodriguez.....	348

Runs Batted In

1947	John LeGros.....	8
1948	Wayne Jackson.....	19
1949	Muss Freeman.....	13
1950	George Kelly.....	4
1951	Tom LeGros.....	6
1952	Jim Davenport.....	11
1953	Micky Harrington.....	10
1954	Micky Harrington.....	12
1955	Tick Scott.....	8
1956	Ken Fisher.....	11
1957	John Vodicka.....	9
1958	Red Wells.....	8
1959	Tommy Morrow.....	11
1960	Chas Hollingsworth.....	11
1961	Charles Dedwylder.....	15
1962	John Greschuk.....	16
1963	Jim Green.....	13
1964	Joe Lott.....	14
1965	Billy Devrow.....	20
1966	Joe Lott.....	11
1967	Jackie McCaskill.....	11
1968	Rod Windham.....	10
	Tommy Monroe.....	10
1969	Joel Williams.....	8
1970	John Vitrano.....	16
1971	Tommy Monroe.....	15
	Tony Chance.....	15
1972	Tommy Monroe.....	18
1973	Wilson Plunkett.....	20
1974	Wilson Plunkett.....	37
1975	Billy Beene.....	19
1976	Dennis Rosetto.....	30
1977	David Terry.....	25
1978	Johnny Kenna.....	20
1979	Dean Higdon.....	23
1980	Tom Rigby.....	20
1981	Doug Pearson.....	43
1982	Doug Pearson.....	16
1983	Greg Bryant.....	30
1984	Greg Bryant.....	29

1985	Ben Chancey.....	29
1985	Tommy Sims.....	48
1986	Greg Conner.....	73
1987	Doug Cronk.....	61
1988	Fred Cooley.....	70
1989	Fred Cooley.....	86
1990	Kevin Young.....	75
1991	Bill Selby.....	53
1992	Bill Selby.....	65
1993	Tommy Davis.....	69
1994	Tommy Davis.....	82
1995	Brent Moser.....	55
1996	Cliff Wren.....	56
1997	Braxton Whitehead.....	63
1998	Jeremy Schied.....	81
1999	Dusty Haley.....	65
2000	Chris Finnegan.....	58
2001	Jeff Cook.....	38
2002	Jeff Cook.....	63
2003	Clint King.....	77
2004	Jarrett Hoffpauir.....	92
2005	Brad Willcutt.....	82
2006	Marc Maddox.....	70
2007	Michael Ewing.....	48
2008	Brian Dozier.....	46
	James Ewing.....	46
2009	Joey Archer.....	62
2010	B.A. Vollmuth.....	76
2011	B.A. Vollmuth.....	49
2012	Blake Brown.....	41
2013	Mason Robbins.....	40

Hits

1947	John LeGros.....	14
1948	Bubba Phillips.....	36
1949	Eddie Langford.....	18
1950	Tom Bishop.....	13
1951	Davis Melton.....	16
1952	Micky Harrington.....	17
1953	Sam Miley.....	13
	Micky Harrington.....	13
1954	Micky Harrington.....	18
	Jim Davenport.....	18
1955	Doug Barfield.....	11
1956	Steve Mitchell.....	18
1957	John Vodicka.....	12
	Steve Mitchell.....	12
1958	Tommy Morrow.....	17
1959	Tommy Morrow.....	18
1960	Don Fuell.....	24
1961	Charles Dedwylder.....	19
1962	John Greschuk.....	24
1963	Teno Henderson.....	24
1964	Doug Satcher.....	25
1965	Billy Devrow.....	26
	Gary Hannan.....	26
1966	George Sumrall.....	24
1967	Frank Baker.....	19
	George Sumrall.....	19
	Gary Hannan.....	19
1968	Rod Windham.....	22
1969	Fred Beckler.....	16

Year-by-Year Leaders

1970	John Vitrano	21	1956	Alvin Endt	3
1971	Tommy Monroe	31	1957	Doug Barfield	2
1972	Wilson Plunkett	28	1958	Lester McIntyre	3
1973	Wilson Plunkett	32		Tom Morrow	3
1974	Wilson Plunkett	39	1959	Tom Morrow	5
1975	Ricky Sutherland	33	1960	Richard Moziejko	7
1976	Gary Cannizarro	45	1961	Les McIntyre	7
1977	Lyle Foret	32	1962	Jim Crawford	3
1978	Johnny Kenna	31		Pete Quave	3
1979	Jimmy Addison	32	1963	Terry Silva	4
1980	Tom Rigby	30	1964	Pete Hays	3
1981	Doug Pearson	64		Doug Satcher	3
1982	David Deaton	26		Joe Lott	3
1983	Greg Bryant	48	1965	Gary Hannan	5
1984	Greg Bryant	58	1966	Gary Hannan	3
1985	Juan Vasquez	67	1967	John Vitrano	5
	Mike Glassman	67	1968	Jackie McCaskill	3
1986	Greg Conner	76		Rod Windham	3
1987	Doug Cronk	69	1969	David Abbey	2
1988	Fred Cooley	86	1970	John Vitrano	5
1989	Scotty Jurich	89	1971	Tommy Monroe	9
1990	Kevin Young	96	1972	Tommy Monroe	4
1991	Todd Nace	105		Wilson Plunkett	4
1992	Bill Selby	86		Jack Rodriguez	4
1993	Tommy Davis	84		Daryl Lauderdale	4
1994	Tommy Davis	103	1973	Wilson Plunkett	9
1995	Derek Reams	67	1974	Daryl Lauderdale	7
	Eric Eckstein	67	1975	Ricky Sutherland	7
1996	Cliff Wren	77	1976	Dennis Rosello	17
1997	Jeremy Albritton	87	1977	Dean Higdon	7
1998	Jeremy Schied	88	1978	Johnny Kenna	7
1999	Michael Artman	106	1979	Terry Lovdahl	9
2000	Chris Finnegan	88	1980	Tom Rigby	7
2001	Jeff Cook	83	1981	Doug Pearson	14
2002	Jeff Cook	82	1982	Stan Massengale	5
2003	Clint King	100	1983	Greg Bryant	8
2004	Jarrett Hoffpauir	109	1984	Alan Powers	14
2005	Jason Lowery	93	1985	Ive Burnett	20
2006	Toddric Johnson	94	1986	Kenny Graves	15
2007	Trey Sutton	88	1987	Doug Cronk	12
2008	Brian Dozier	92		Fred Cooley	12
2009	Kameron Brunty	77		Sylvester Love	12
2010	B.A. Vollmuth	91	1988	Fred Cooley	14
2011	Tyler Koelling	84		Doug Cronk	14
2012	Ashley Graeter	74	1989	Scotty Jurich	18
2013	Mason Robbins	71	1990	Kevin Young	26
			1991	Bill Selby	31
			1992	Bill Selby	24
			1993	Tommy Davis	15
			1994	Tommy Davis	24
			1995	Eric Eckstein	20
			1996	Brent Mozer	17
			1997	Kyle Logan	17
			1998	Jeremy Schied	25
			1999	Darren Welch	17
			2000	Darren Welch	23
			2001	Jeff Cook	18
			2002	Allen Winningham	19
				Clint Stoy	19
			2003	Clint King	23
			2004	Jarrett Hoffpauir	27
				Matt Shepherd	27

Doubles

1947	Sawyer Sims	2
	Bubba Phillips	2
	Bucky Waters	2
	Red Hodges	2
1948	Danny Maras	5
1949	George Kelly	4
1950	George Kelly	2
1951	David Melton	3
1952	Micky Harrington	3
1953	Hub Waters	4
	Nick Revon	4
1954	Jim Davenport	4
1955	Doug Marfield	4
	Micky Harrington	4

Year-by-Year Leaders

2005	Brad Willcutt.....	21
2006	Michael Ewing.....	15
2007	Trey Sutton.....	18
2008	Brian Dozier.....	17
2009	Corey Stevens.....	15
2010	B.A. Vollmuth.....	17
2011	Tyler Koelling.....	18
2012	Ashley Graeter.....	15
2013	Isaac Rodriguez.....	15

Triples

1947	Ray Pressley.....	3
1948	Fred Waters.....	3
	Danny Maras.....	3
1949	Eddie Langford.....	1
	Tom LeGros.....	1
1950	Tom Bishop.....	1
1951	David Melton.....	1
1952	Bill Allgood.....	1
	Jeep Clark.....	1
	James Davenport.....	1
1953	Hub Waters.....	2
	Micky Harrington.....	2
1954	H.L. Pepper.....	1
1955	Five players with.....	1
1956	Jack Akins.....	2
	Gary Prather.....	2
1957	Jerry Vodicka.....	2
	Bo Dickinson.....	2
1958	William Coats.....	1
	Red Wells.....	1
	Tom Morrow.....	1
1959	Tom Morrow.....	4
1960	Wayne Lekick.....	3
1961	Carl Hollingsworth.....	4
1962	Jim Green.....	2
	John Greschek.....	2
1963	Jim Green.....	3
1964	Bill Cutillo.....	3
1965	Billy Devrow.....	3
	Doug Satcher.....	3
1966	Billy Devrow.....	4
1967	Frank Baker.....	2
	John Vitrano.....	2
	Rod Windham.....	2
1968	Rod Windham.....	3
1969	Rich Corsetto.....	1
	George Rasco.....	1
1970	Lionel Fayard.....	3
1971	David Abbey.....	3
1972	Sammy Frichter.....	2
	Eddie Chanove.....	2
	Wilson Plunkett.....	2
1973	Daryl Lauderdale.....	3
1974	Daryl Lauderdale.....	3
1975	Gary Cannizarro.....	5
1976	Ricky Sutherland.....	5
1977	David Terry.....	3
1978	Dean Higdon.....	5
1979	Dean Higdon.....	3
1980	Jimmy Addison.....	4
1981	Jeff Eure.....	5

1982	Doug Pearson.....	2
	Bobby Herring.....	2
	Jeff Eure.....	2
1983	Greg Bryant.....	6
1984	Greg Bryant.....	2
	Brian Kozlowski.....	2
	Jeff Hogg.....	2
1985	Five players with.....	2
1986	Sylvester Love.....	4
1987	Sylvester Love.....	3
	Kevin Karlin.....	3
	John Migliore.....	3
1988	Fred Cooley.....	3
	Sylvester Love.....	3
1989	Scotty Jurich.....	5
1990	Kevin Young.....	3
1991	Doug Benefiel.....	4
1992	Chad Hebert.....	5
1993	Tommy Davis.....	4
	Chris Logan.....	4
1994	Kyle Logan.....	7
1995	Kevin Bentley.....	2
	Jason Cochran.....	2
1996	Kyle Logan.....	3
	Jared Martin.....	3
1997	Jared Martin.....	2
	Chris Hesse.....	2
	Braxton Whitehead.....	2
1998	Cliff Wren.....	4
	Scott Cheek.....	4
1999	Eric McMaster.....	4
2000	DeQuincy Scott.....	2
	Greg Wooley.....	2
2001	Jeff Cook.....	3
	Michael Artman.....	3
2002	Jarrett Hoffpauir.....	2
	Griff Israel.....	2
2003	Matt Shepherd.....	4
2004	Matt Shepherd.....	6
2005	Trey Sutton.....	4
2006	Bo Davis.....	5
2007	Trey Sutton.....	3
2008	Bo Davis.....	5
2009	Bo Davis.....	4
	Kameron Brunty.....	4
2010	Tyler Koelling.....	4
2011	Kameron Brunty.....	6
2012	Mason Robbins.....	5
2013	Chase Fowler.....	3

Home Runs

1947	John LeGros.....	3
1948	Wayne Jackson.....	4
1949	Muss Freeman.....	1
	Cliff Coggin.....	1
	George Kelly.....	1
	Tom LeGros.....	1
1950	Davis Melton.....	1
1951	Tom LeGros.....	1
1952	Jim Davenport.....	3
1953	Micky Harrington.....	3
1954	Micky Harrington.....	3

Year-by-Year Leaders

1955	Ken Fisher.....1	1998	Jeremy Schied.....16
	Tick Scott.....1	1999	Dusty Haley.....15
1956	Doug Barfield.....1	2000	Dusty Haley.....18
	Steve Mitchell.....1	2001	Dusty Haley.....8
1957	John Vodicka.....2	2002	Jeff Cook.....16
1958	Les McIntyre.....2	2003	Jeff Cook.....23
1959	Tom Ryan.....1		Clint King.....23
	Hugh McInnis.....1	2004	Ryan Frith.....22
	Leon Aiken.....1	2005	Brad Willcutt.....16
	Charles Dedwylder.....1	2006	Marc Maddox.....18
	Tommy Morrow.....1	2007	Trey Cuevas.....10
1960	Don Fuell.....4	2008	Drew Carson.....13
1961	Charles Dedwylder.....1	2009	Bo Davis.....14
	Chas Hollingsworth.....1	2010	B.A. Vollmuth.....20
1962	Jim Green.....3	2011	B.A. Vollmuth.....12
	John Greschuk.....3	2012	Blake Brown.....6
1963	John Bretchel.....3	2013	Blake Brown.....10
1964	Doug Satcher.....2		
1965	George Sumrall.....5	Stolen Bases	
1966	Gary Hannan.....2	1947	Fred Waters.....6
	Joe Lott.....2	1948	Wayne Jackson.....6
1967	Frank Baker.....2	1951	David Holmes.....3
	John Vitrano.....2	1952	Bill Allgood.....2
1968	John Vitrano.....1	1953	Nick Revon.....2
	Tommy Monroe.....1	1954	Nick Revon.....1
1969	Tommy Monroe.....2		Micky Harrington.....1
1970	John Vitrano.....2		Sam Miley.....1
1971	Lionel Fayard.....3		Brooks Tisdale.....1
1972	Tommy Monroe.....3	1955	Brooks Tisdale.....4
	Wilson Plunkett.....3	1956	Jack May.....4
	Wilson Plunkett.....3	1957	William Coats.....3
1973	Wilson Plunkett.....3	1958	Leon Akins.....1
1974	Wilson Plunkett.....13		Jim Brown.....1
1975	Billy Beene.....5	1959	William Coats.....3
1976	Jimmy Day.....3	1962	Bill Dickson.....1
1977	David Terry.....5		Teno Henderson.....1
1978	Doug Taylor.....1		Jerry Vinson.....1
	Johnny Kenna.....1	1963	Jim Green.....4
	Rick Trusty.....1	1964	Pete Hays.....1
	Kirby Newell.....1		Billy Devrow.....1
	Irvin Rentz.....1		Doug Satcher.....1
1979	Jimmy Addison.....6	1965	Five players with.....1
1980	Ron Baer.....4	1966	Billy Devrow.....3
1981	Curt Washington.....4		Frank Baker.....3
1982	Doug Pearson.....2	1967	George Sumrall.....1
1983	Greg Bryant.....5	1968	Five players with.....1
1984	Ben Chancey.....7	1970	Joel Williams.....2
	Greg Bryant.....7	1971	Eddie Chanove.....2
1985	Tommy Sims.....22		Lionel Fayard.....2
1986	Greg Conner.....22	1972	Perry Bracey.....1
1987	Doug Cronk.....13		Ray Guy.....1
1988	Sedgewick McCollum.....20		Daryl Lauderdale.....1
1989	Fred Cooley.....23	1973	Wilson Plunkett.....2
1990	Kevin Young.....13		Daryl Lauderdale.....2
1991	Doug Benefiel.....12	1974	Ricky Sutherland.....7
1992	Bill Selby.....23	1975	Ricky Sutherland.....4
1993	Tommy Davis.....16	1976	Gary Cannizarro.....6
1994	Tommy Davis.....19	1977	Lyle Foret.....7
1995	Derek Reams.....15	1978	Donnie Murray.....5
1996	Derek Reams.....9		Danny Fulton.....5
	Cliff Wren.....9	1979	Scott Hopper.....10
	Kyle Logan.....9	1980	Curtis Washington.....3
1997	Braxton Whitehead.....18		

Year-by-Year Leaders

1981	Doug Pearson.....	8
	Don Bourgeois	8
1982	Doug Pearson.....	5
1983	Ive Burnett.....	3
1984	Ive Burnett.....	41
1985	Mike Jacobs.....	29
1986	Greg Conner	22
1987	Sylvester Love	22
	John Migliore	22
1988	Sylvester Love	42
1989	Scotty Jurich.....	26
1990	Kevin Young.....	17
1991	Scotty Jurich.....	26
1992	Eric Estes	23
1993	Andy Woodard.....	21
1994	Tommy Davis.....	13
1995	Eric Eckstein.....	17
1996	Chris Hesse	32
1997	Kyle Logan	18
1998	Brady Mills.....	26
1999	Michael Artman	19
2000	Josh Hoffpauir	18
2001	Michael Artman	8
2002	Carlos Velasquez.....	21
2003	Jeff Cook	16
2004	Matt Shepherd.....	7
2005	Marc Maddox.....	15
2006	Marc Maddox.....	14
2007	Bo Davis.....	12
	Trey Sutton	12
2008	Drew Carson	10
2009	Bo Davis.....	10
2010	Taylor Walker.....	10
2011	Kameron Brunty	6
2012	Michael Sterling	11
2013	Dillon Day	12

Walks

1953	Micky Harrington	10
1954	Micky Harrington	12
1955	Tick Scott	8
1956	Ken Fischer	11
1957	Jerry Vodicka.....	9
1958	Red Wells.....	8
1959	Tom Morrow	11
1960	Carl Hollingsworth.....	11
1974	Wilson Plunkett.....	33
1975	Gary Cannizarro.....	16
1976	Gary Cannizarro.....	26
1977	Phil Atkins.....	14
1978	Kirby Newell.....	24
1979	Jimmy Addison.....	24
1980	Tom Rigby.....	21
	Ron Baer	21
1981	Jeff Eure.....	30
1982	Bert Stephens	19
1983	Ive Burnett.....	20
1984	Ive Burnett.....	30
1985	Juan Vazquez.....	55
1986	Ive Burnett.....	32
1987	Mike Moreland.....	32
1988	Doug Cronk	57

1989	Scotty Bonds	43
1990	Todd Nace	36
1991	Andy Woodard.....	48
1992	Bill Selby	43
1993	Andy Woodard.....	44
1994	Eric Eckstein	46
1995	Derek Reams.....	40
1996	Derek Reams.....	43
1997	Cliff Wren	25
1998	Brady Mills.....	41
1999	Michael Artman	31
2000	Dusty Haley	38
2001	Darren Welch	40
2002	Jarrett Hoffpauir.....	36
2003	Brad Willcutt.....	35
2004	Brad Willcutt.....	41
2005	Marc Maddox.....	42
2006	Michael Ewing	33
2007	Michael Ewing.....	44
2008	Keith Winstead.....	32
2009	Bo Davis.....	46
2010	B.A. Vollmuth.....	43
2011	B.A. Vollmuth.....	37
2012	Blake Brown.....	30
2013	Isaac Rodriguez.....	26

Pitching Leaders

Appearances

1947	Shelley Phillips.....	5
	Jack Waters	5
1951	Tom LeGros	7
1961	Earl Ethridge	12
1962	Earl Ethridge.....	8
1969	Frank Willoz	13
1970	Ray Guy	8
1971	Ray Guy	9
	Rich Corsetto.....	9
1972	Ray Guy	12
	Bobby Muhs.....	12
1973	Buddy Davenport.....	10
	Bobby Muhs.....	10
1974	Sammy Smith	16
1975	Sammy Smith	11
1976	Sammy Smith	14
1977	Randy Jamison	10
1978	Anthony Iovino	11
1979	Glen Dewease.....	10
1980	Mark Erickson	11
1981	Steve Combest.....	14
1982	Dewey Lott.....	9
	Ken Rice.....	9
1983	Harold Jackson	18
1984	Sammy Basford	20
1985	Sammy Basford	25
1986	Kent Willis	21
1987	Darrell Lindsey.....	24
1988	Stacy Cameron	22
1989	Damon Pollard.....	28
1990	Mark Carson.....	22
1991	Marc Kubicki.....	41
1992	Rusty Jenkins.....	27

Year-by-Year Leaders

1993	Billy McGough.....	22	2007	Ryan Belanger.....	2.54
1994	Heath Cantrelle.....	22	2008	Tyler Conn.....	1.72
1995	Heath Cantrelle.....	27	2009	Collin Cargill.....	3.55
1996	Chad Bradford.....	24	2010	Collin Cargill.....	1.75
1997	Tyler Kee.....	31	2011	Collin Cargill.....	0.93
1998	Tyler Kee.....	31	2012	Andrew Pierce.....	1.99
1999	Tyler Kee.....	39	2013	Andrew Pierce.....	2.57
2000	Danny Stout.....	33			
2001	Anthony Rawson.....	29			
2002	Cliff Russum.....	19			
2003	Austin Tubb.....	30			
2004	Austin Tubb.....	32			
2005	Daniel Best.....	30			
2006	Daniel Best.....	31			
2007	Tyler Conn.....	31			
2008	Wade Weathers.....	32			
2009	Jonathan Johnston.....	30			
2010	Collin Cargill.....	27			
2011	Collin Cargill.....	25			
2012	Bradley Roney.....	20			
2013	Cody Livingston.....	20			
	Jay Myrick.....	19			

Earned Run Average

1970	Rich Corsetto.....	0.97	1970	Ray Guy.....	68
1971	Bobby Muhs.....	1.29	1971	Ray Guy.....	101
1972	Bobby Muhs.....	2.57	1972	Ray Guy.....	97
1973	Buddy Davenport.....	2.45	1973	Buddy Davenport.....	43
1974	Sammy Smith.....	3.98	1974	Sammy Smith.....	28
	Gary Krebs.....	3.98	1975	Doug Munn.....	32
1975	Steve Knight.....	0.98	1976	Randy Johnson.....	41
1976	Randy Jamison.....	2.41	1977	Steve Stouder.....	40
1977	Billy Wallace.....	1.59	1978	Billy Wallace.....	35
1978	Mike Homan.....	2.67		Randy Jamison.....	35
1979	Mike Homan.....	4.08	1979	Steve Stouder.....	50
1980	Mark Erickson.....	3.27	1980	Mark Erickson.....	29
1981	Larry Boyd.....	3.09	1981	Chuck Phillips.....	32
1982	Mike Membrano.....	4.57	1982	Dewey Lott.....	25
1983	Eric Laird.....	4.91	1983	Jody Ortego.....	35
1984	Scott Darby.....	5.82	1984	Jody Ortego.....	48
1985	Sammy Basford.....	2.97	1985	Danny Pourciau.....	62
1986	Kent Willis.....	2.89	1986	Kent Willis.....	140
1987	Russel Fleming.....	2.68	1987	Darrell Lindsey.....	106
1988	Stacy Cameron.....	2.54	1988	Darrell Lindsey.....	114
1989	Damon Pollard.....	2.67	1989	Damon Pollard.....	150
1990	Damon Pollard.....	3.34	1990	Damon Pollard.....	152
1991	Tony Phillips.....	1.98	1991	Marc Kubicki.....	110
1992	Frankie McLendon.....	3.24	1992	Frankie McLendon.....	117
1993	Jeff Pickich.....	3.61	1993	Gregg Kennedy.....	129
1994	Bill Cornish.....	4.04	1994	Brett Legrow.....	75
1995	Heath Cantrelle.....	2.17	1995	Jeremy Williamson.....	91
1996	Brandon Parker.....	3.42	1996	Chad Bradford.....	93
1997	Donovan Marbury.....	3.56	1997	Heath Cantrelle.....	86
1998	David Grice.....	2.91	1998	Drew Johnson.....	32
1999	Tyler Kee.....	4.43	1999	Colby Calcote.....	58
2000	Chad Rogers.....	3.04	2000	Chad Rogers.....	104
2001	Chad Rogers.....	3.28	2001	Shea Douglas.....	92
2002	Bob McCrory.....	2.57	2002	Shea Douglas.....	108
2003	Austin Tubb.....	1.45	2003	Bob McCrory.....	90
2004	Austin Tubb.....	0.93	2004	Patrick Ezell.....	73
2005	Daniel Best.....	0.46	2005	Barry Bowden.....	71
2006	Daniel Best.....	2.22	2006	Ryan Belanger.....	62
			2007	Ryan Belanger.....	86
				Barry Bowden.....	86
			2008	Barry Bowden.....	78
			2009	Todd McLnnis.....	90
			2010	Todd McLnnis.....	87
			2011	Todd McLnnis.....	87
			2012	Andrew Pierce.....	96
			2013	Andrew Pierce.....	98

Year-by-Year Leaders

Pitching Victories

1950	Tom LeGros	3-3
1951	Tom LeGros	3-5
1952	Nick Revon	3-0
1953	Hugh L. Pepper	6-1
1954	Hugh L. Pepper	10-0
1955	Don Eddy	2-0
1956	Ron Youngblom	3-1
1957	Bo Dickinson	3-1
1958	Lawrence Meeks	4-1
1959	Gerald Poole	5-2
1960	Gerald Poole	6-1
1961	Earl Ethridge	7-3
1962	Jerry Wilson	2-0
1963	Fred George	4-2
1964	Fred George	6-2
1965	Jerry Wilson	6-2
1966	Ed Assaf	4-3
1967	Steve Campbell	4-2
1968	Steve Campbell	4-2
1969	Johnny Flynt	2-4
1970	Rich Corsetto	6-1
1971	Ray Guy	6-3
1972	Ray Guy	5-6
1973	Buddy Davenport	6-3
1974	Sammy Smith	4-6
1975	Randy Jamison	3-1
1976	Sammy Smith	6-5
1977	Doug Munn	5-3
1978	Jon Owen	3-1
1979	Mark Erickson	4-3
1980	Mike Wesler	6-0
1981	Chuck Phillips	4-3
1982	Mike Membrano	2-1
1983	Mike Magee	3-7
1984	Sammy Basford	2-1
1985	Greg Breal	5-2
1986	Kent Willis	9-7
	Darrell Lindsey	9-7
1987	Chris Wagner	9-1
1988	Chuck Shive	8-1
1989	Damon Pollard	10-6
1990	Damon Pollard	13-5
1991	Mark Carson	11-3
1992	Jeff Pickich	9-4
1993	Brett Legrow	7-1
	Jeff Pickich	7-3
1994	Brett Legrow	9-4
1995	Heath Cantrelle	8-1
1996	John Bale	9-8
1997	Eric Adams	8-4
1998	Jason Fortenberry	7-3
1999	Josh Walker	9-1
2000	Chad Rogers	7-5
2001	Chad Rogers	6-6
	Shea Douglas	6-5
2002	Shea Douglas	10-3
2003	Bob McCrory	10-3
2004	Anthony DeWitt	10-3
2005	Patrick Ezell	7-3
2006	Ryan Belanger	8-3
	Cliff Russum	8-6

2007	Ryan Belanger	8-4
	David Clark	8-5
2008	Barry Bowden	8-3
2009	Todd McInnis	9-4
2010	Scott Copeland	11-1
2011	Geoffrey Thomas	10-3
2012	Andrew Pierce	7-4
2013	Andrw Pierce	9-2

Saves

1970	Bobby Muhs	1
1973	Sammy Smith	1
1974	Rick Roberson	3
1975	Sammy Smith	1
	Randy Jamison	1
1976	Doug Munn	2
1977	Billy Wallace	1
1978	Anthony Iovino	2
1979	Glen Dewease	2
1980	Mark Erickson	2
1981	Steve Combest	1
1982	Harold Jackson	1
1983	Jeff Rymer	3
1984	Jeff Rymer	2
1985	Cliff Jordan	7
1986	Darrell Lindsey	2
	Mike Magee	2
1987	Darrell Lindsey	3
1988	Fred Cooley	5
1989	Damon Pollard	4
	Frankie McLendon	4
1990	Marc Kubicki	5
1991	Tony Phillips	13
1992	Rusty Jenkins	3
1993	Billy McGough	3
	Greg Gatlin	3
1994	Heath Cantrelle	3
1995	Brandon Parker	5
1996	Chad Bradford	3
1997	Brandon Parker	5
1998	Tyler Kee	5
1999	Tyler Kee	10
2000	Danny Stout	4
2001	Anthony Rawson	6
2002	Cliff Russum	4
2003	Austin Tubb	10
2004	Austin Tubb	10
2005	Daniel Best	11
2006	Daniel Best	13
2007	Patrick Ezell	8
2008	Tyler Conn	*18
	<i>Led The Nation</i>	
2009	Collin Cargill	13
2010	Collin Cargill	9
2011	Collin Cargill	8
2012	Bradley Roney	11
2013	Bradley Roney	7

Year-by-Year Results

1947

Record: 9-4; Home: 7-0, Away: 2-4

Coach Reed Green, 1st year

Date	Opponent	Site	Streak	Score
3-28	MISS. COLLEGE	USM-KP	W1	4-2
3-29	MISS. COLLEGE	USM-KP	W2	9-6
4-9	Mississippi State	Starkville, Miss.	L1	6-9
4-18	MILLSAPS	USM-KP	W1	9-2
4-22	SPRING HILL	USM-KP	W2	6-5
4-23	US Mer. Marines	USM-KP	W3	15-2
4-24	Miss. College	Clinton, Miss.	L1	6-7
5-1	Spring Hill	Mobile, Ala.	W1	7-6
5-3	LOYOLA (NO)	USM-KP	W2	11-1
5-4	LOYOLA (NO)	USM-KP	W3	6-5
5-9	Loyola (NO)	UNO, La.	L1	2-1
5-10	Loyola (NO)	UNO, La.	L2	5-13
5-13	US Mer. Marines	Pass Christian, Miss.	W1	11-4

1948

Record: 11-11; Home: 8-4, Away: 3-7

Coach Thad "Pie" Vann, 1st year

Date	Opponent	Site	Streak	Score
3-19	SPRING HILL	USM-KP	W1	10-5
3-20	SPRING HILL	USM-KP	W2	10-4
3-25	OLE MISS	USM-KP	L1	1-2 (11)
3-26	OLE MISS	USM-KP	W1	8-7
4-3	Whiting NAS	Pensacola, Fla.	W2	15-1
4-7	MERIDIAN PEPS	USM-KP	W3	14-7
4-8	Miss. College	Clinton, Miss.	L1	11-12
4-9	Miss. College	Clinton, Miss.	W1	8-3
4-16	MILLSAPS	USM-KP	W2	8-1
4-21	PENSACOLA NAS	USM-KP	L1	6-8
4-24	Loyola (NO)	UNO, La.	L2	4-5
4-27	MISS. COLLEGE	USM-KP	L3	1-3
4-28	MISS. COLLEGE	USM-KP	W1	8-1
4-30	Keesler AFB	Biloxi, Miss.	L1	13-17
5-1	Pensacola NAS	Pensacola, Fla.	W1	14-9
5-7	Spring Hill	Mobile, Ala.	L1	3-10
5-8	Spring Hill	Mobile, Ala.	L2	1-2
5-11	LOYOLA (NO)	USM-KP	L3	2-4 (14)
5-12	KEESLER AFB	USM-KP	W1	6-0
5-14	Millsaps	Jackson, Miss.	L1	5-6
5-17	Southeastern La.	Hammond, La.	L2	8-9
5-18	SOUTHEASTERN LA.	USM-KP	W1	14-7

1949

Record: 10-10; Home: 5-4, Away: 5-5, Neutral: 0-1, GSC: 6-5

Coach Thad "Pie" Vann, 2nd year

Date	Opponent	Site	Streak	Score
4-2	Tulane (n)	Laurel, Miss.	L1	3-4
4-4	MISS. COLLEGE	USM-KP	W1	8-3
4-5	MISS. COLLEGE	USM-KP	W2	6-4
4-6	*SPRING HILL	USM-KP	W3	12-2

4-8	MILLSAPS	USM-KP	W4	12-1
4-14	Ole Miss	Oxford, Miss.	W5	11-8
4-15	Ole Miss	Oxford, Miss.	L1	2-18
4-18	*NW (La.) St.	Natchitoches, La.	W1	8-1
4-25	*Spring Hill	Mobile, Ala.	W3	8-5
4-28	*LOYOLA (NO)	USM-KP	W4	1-0
5-2	*NW (La.) ST.	USM-KP	L1	1-2
5-3	*LOUISIANA TECH	USM-KP	L2	0-5
5-4	WEST ALABAMA	USM-KP	L3	9-10
5-6	*La.-Lafayette	Lafayette, La.	L4	4-5
5-7	*La. College	Pineville, La.	L5	1-3
5-9	PENSACOLA NAS	USM-KP	L6	6-13
5-11	*Southeastern La.	Hammond, La.	W1	16-2
5-12	*Loyola (NO)	UNO, La.	L1	5-13
5-14	Pensacola NAS	Pensacola, Fla.	L2	4-5 (14)

*Gulf States Conference Game

1950

Record: 5-6; Home: 2-3, Away: 3-3, GSC: 5-5

Coach Clyde "Heifer" Stuart, 1st year

Date	Opponent	Site	Streak	Score
3-31	OLE MISS	USM-KP	L1	1-2
4-15	*Spring Hill	Mobile, Ala.	W1	6-3 (7)
4-15	*Spring Hill	Mobile, Ala.	W2	4-1 (7)
4-18	*Southeastern La.	Hammond, La.	W3	2-0 (8)
4-18	*Southeastern La.	Hammond, La.	L1	1-2 (7)
4-22	*Loyola (NO)	UNO, La.	L2	0-5 (7)
4-22	*Loyola (NO)	UNO, La.	L3	3-4 (7)
4-28	*SOUTHEASTERN LA.	USM-KP	L4	1-2 (7)
4-28	*SOUTHEASTERN LA.	USM-KP	W1	5-3 (7)
5-2	*LOYOLA (NO)	USM-KP	W2	4-3 (7)
5-2	*LOYOLA (NO)	USM-KP	L1	2-3 (10)

*Gulf States Conference Game

1951

Record: 7-6-1; Home: 5-2-1, Away: 2-4, GSC: 7-5

Coach Clyde "Heifer" Stuart, 2nd year

Date	Opponent	Site	Streak	Score
3-30	WHEATON	USM-SHP	L1	6-8
3-31	WHEATON	USM-SHP	T	3-3 (11)
4-21	*SOUTHEASTERN LA.	USM-SHP	W1	1-0 (7)
4-21	*SOUTHEASTERN LA.	USM-SHP	W2	7-6 (7)
4-24	*SPRING HILL	USM-SHP	W3	7-3
4-25	*Spring Hill	Mobile, Ala.	W4	9-1
4-28	*Loyola (NO)	UNO, La.	L1	2-3 (8)
4-28	*Loyola (NO)	UNO, La.	L2	3-4 (7)
5-2	*LOYOLA (NO)	USM-SHP	W1	2-1 (7)
5-2	*LOYOLA (NO)	USM-SHP	L1	2-5 (7)
5-5	*Southeastern La.	Hammond, La.	W1	14-0 (7)
5-5	*Southeastern La.	Hammond, La.	L1	3-4 (7)
5-8	*Spring Hill	Mobile, Ala.	L2	4-8
5-9	*SPRING HILL	USM-SHP	W1	8-5

*Gulf States Conference Game

Year-by-Year Results

1952

Record: 6-5; Home: 3-2, Away: 3-3, GSC: 6-5

Coach Clyde "Heifer" Stuart, 3rd year

Date	Opponent	Site	Streak	Score
4-18	*SPRING HILL	USM-SHP	L1	3-4 (10)
4-19	*Spring Hill	Mobile, Ala.	W1	11-8
4-25	*SOUTHEASTERN LA.	USM-SHP	W2	7-4
4-26	*SOUTHEASTERN LA.	USM-SHP	W3	8-4
4-29	*SPRING HILL	USM-SHP	W4	5-4
4-30	*Spring Hill	Mobile, Ala.	W5	10-6
5-3	*Loyola (NO)	New Orleans, La.	L1	5-7 (7)
5-3	*Loyola (NO)	New Orleans, La.	L2	6-7 (11)
5-6	*Southeastern La.	Hammond, La.	W1	18-10
5-7	*Southeastern La.	Hammond, La.	L1	5-7
5-9	*LOYOLA (NO)	USM-SHP	L2	1-2

*Gulf States Conference Game

1953

Record: 9-1; Home: 6-0, Away: 3-1

Coach Clyde "Heifer" Stuart, 4th year

Date	Opponent	Site	Streak	Score
3-28	MISS. COLLEGE	USM-SHP	W1	7-6
4-13	SOUTHEASTERN LA.	USM-SHP	W2	1-0 (7)
4-13	SOUTHEASTERN LA.	USM-SHP	W3	2-1 (7)
4-17	Spring Hill	Mobile, Ala.	W4	10-4
4-18	SPRING HILL	USM-SHP	W5	8-7 (11)
4-28	Loyola (NO)	New Orleans, La.	L1	3-4
5-4	Loyola (NO)	New Orleans, La.	W1	9-1
5-7	SPRING HILL	USM-SHP	W2	2-0
5-8	Spring Hill	Mobile, Ala.	W3	13-8
5-14	LOYOLA (NO)	USM-SHP	W4	13-2

1954

Record: 10-2; Home: 7-0, Away: 2-2, Neutral: 1-0

Coach Clyde "Heifer" Stuart, 5th year

Date	Opponent	Site	Streak	Score
3-20	LOUISIANA TECH	USM-SHP	W1	5-3
3-25	NORTHERN ILLINOIS	USM-SHP	W2	13-0 (7)
3-29	SOUTHEASTERN LA.	USM-SHP	W3	9-3
4-5	Southeastern La.	Hammond, La.	W4	15-4
4-7	Spring Hill	Mobile, Ala.	L1	3-6
4-15	CINCINNATI	USM-SHP	W1	5-2
4-24	LOYOLA (NO)	USM-SHP	W2	13-2
4-27	LOYOLA (NO)	USM-SHP	W3	4-3
5-4	Miss. College	Hazelhurst, Miss.	W4	11-4
5-8	LOYOLA (NO)	USM-SHP	W5	2-1
5-11	Loyola (NO)	New Orleans, La.	L1	1-6
5-12	Spring Hill	Mobile, Ala.	W1	8-0

1955

Record: 7-4; Home: 5-1, Away: 1-3, Neutral: 1-0

Coach Clyde "Heifer" Stuart, 6th year

Date	Opponent	Site	Streak	Score
3-16	SOUTHEASTERN LA.	USM-SHP	W1	7-2
3-23	LOUISIANA TECH	USM-SHP	W2	11-5
3-29	MILLSAPS	USM-SHP	W3	14-1
4-14	WHEATON	USM-SHP	W4	5-4
4-16	Spring Hill	Mobile, Ala.	L1	6-9
4-23	Loyola (NO)	New Orleans, La.	L2	5-15
4-26	SPRING HILL	USM-SHP	W1	14-4
4-30	Loyola (NO)	New Orleans, La.	L1	5-7
5-03	Miss. College	Clinton, Miss.	W1	9-4
5-14	Miss. College	Hazelhurst, Miss.	W2	5-4
5-19	LOYOLA (NO)	USM-SHP	L1	3-9

1956

Record: 7-8-1; Home: 5-5-1, Away: 1-3, Neutral: 1-0

Coach Clyde "Heifer" Stuart, 7th year

Date	Opponent	Site	Streak	Score
3-16	Southeastern La.	Hammond, La.	L1	1-5
3-23	Southeastern La.	Hammond, La.	W1	7-5
3-26	ILL. WESLEYAN	USM	L1	5-6
-29	CENTENARY	USM	L2	0-10
3-30	CENTENARY	USM	L3	4-5
3-31	LOUISIANA TECH	USM	W1	7-1
4-2	WHEATON	USM	W2	16-7
4-3	WHEATON	USM	W3	12-8
4-6	TULANE	USM	L1	4-15
4-17	SPRING HILL	USM	W1	5-2
5-23	LOYOLA (NO)	USM	L1	1-4 (10)
4-28	Loyola (NO)	New Orleans, La.	L2	1-9
5-2	Spring Hill	Mobile, Ala.	L3	5-6
5-4	SOUTHEASTERN LA.	USM	W1	5-1
5-10	LOYOLA (NO)	USM	T	11-11 (11)
5-12	Miss. College	Hazelhurst, Miss.	W1	17-4

1957

Record: 4-8; Home: 3-4, Away: 1-4

Coach Clyde "Heifer" Stuart, 8th year

Date	Opponent	Site	Streak	Score
3-16	LOYOLA (NO)	USM	L1	2-8
3-27	Southeastern La.	Hammond, La.	L2	0-13
3-29	ILL. WESLEYAN	USM	W1	6-0
3-30	ILL. WESLEYAN	USM	L1	2-3
4-9	SOUTHEASTERN LA.	USM	W1	1-0
4-10	Spring Hill	Mobile, Ala.	L1	2-3 (10)
4-13	LOYOLA (NO)	USM	W1	10-1
4-19	WHEATON	USM	L1	8-9
4-23	SOUTHEASTERN LA.	USM	L2	5-7
4-26	Loyola (NO)	New Orleans, La.	L3	2-3 (8)
4-26	Loyola (NO)	New Orleans, La.	L4	2-7 (7)
5-8	Southeastern La.	Hammond, La.	W1	10-8

Year-by-Year Results

1958

Record: 7-7; Home: 6-2, Away: 1-5

Coach Clyde "Heifer" Stuart, 9th year

Date	Opponent	Site	Streak	Score
3-15	Loyola (NO)	New Orleans, La.	L1	2-9
3-20	SOUTHEASTERN LA.	USM	W1	3-0
3-26	Southeastern La.	Hammond, La.	L1	5-6 (11)
3-29	LOYOLA (NO)	USM	L2	2-3
4-10	ARKANSAS	USM	W1	6-3 (7)
4-10	ARKANSAS	USM	W2	4-3 (7)
4-12	Loyola (NO)	New Orleans, La.	L1	3-6
4-17	Spring Hill	Mobile, Ala.	L2	0-1
4-21	SPRING HILL	USM	W1	7-2
4-23	SOUTHEASTERN LA.	USM	W2	11-0
5-3	SPRING HILL	USM	W3	9-6
5-6	Spring Hill	Mobile, Ala.	W4	5-2
5-8	Southeastern La.	Hammond, La.	L1	5-6
5-9	LOYOLA (NO)	USM	L2	0-9

1959

Record: 10-5; Home: 9-3, Away: 1-2

Coach C.J. "Pete" Taylor, 1st year

Date	Opponent	Site	Streak	Score
3-24	ALBION	USM	W1	17-3 (7)
3-24	ALBION	USM	W2	10-4 (7)
3-30	ILL. WESLEYAN	USM	L1	4-10
3-31	ILL. WESLEYAN	USM	W1	9-5
4-2	WHEATON	USM	W2	9-4
4-3	WHEATON	USM	W3	4-1
4-7	Southeastern La.	Hammond, La.	L2	7-8
4-14	SPRING HILL	USM	L3	2-6
4-15	SOUTHEASTERN LA.	USM	W1	7-3
4-23	SPRING HILL	USM	W2	4-2
4-29	Southeastern La.	Hammond, La.	W3	5-4
5-5	MILLSAPS	USM	W4	10-5
5-7	SPRING HILL	USM	W5	7-6
5-11	Spring Hill	Mobile, Ala.	L1	6-7

1960

Record: 14-3; Home: 10-1, Away: 4-2

Coach C.J. "Pete" Taylor, 2nd year

Date	Opponent	Site	Streak	Score
3-25	LA.-MONROE	USM	W1	4-1
3-26	Miss. College	Clinton, Miss.	L1	6-8
4-2	Delta State	Cleveland, Miss.	L2	8-13
4-6	HANOVER	USM	W1	10-9
4-9	SPRING HILL	USM	W2	13-2
4-11	Nicholls State	Thibodaux, La.	W3	2-1
4-13	WHEATON	USM	W4	11-2
4-14	WHEATON	USM	W5	16-4
4-25	NICHOLLS STATE	USM	W6	7-2
4-27	Spring Hill	Mobile, Ala.	W7	3-1
4-29	DELTA STATE	USM	L1	3-5

4-30	DELTA STATE	USM	W1	11-10
5-3	SPRING HILL	USM	W2	10-4
5-4	MILLSAPS	USM	W3	1-0
5-10	Millsaps	Jackson, Miss.	W4	12-3
5-13	MISS. COLLEGE	USM	W5	8-7
5-14	Spring Hill	Mobile, Ala.	W6	13-5

1961

Record: 12-7; Home: 7-3, Away: 5-4

Coach C.J. "Pete" Taylor, 3rd year

Date	Opponent	Site	Streak	Score
3-25	SPRING HILL	USM	W1	13-2
4-6	WHEATON	USM	L1	9-12 (8)
4-7	WHEATON	USM	W1	8-0 (7)
4-7	WHEATON	USM	W2	7-1 (7)
4-13	MILLSAPS	USM	W3	12-10
4-14	Nicholls State	Thibodaux, La.	L1	3-6
4-15	Loyola (NO)	New Orleans, La.	L2	3-7
4-18	DELTA STATE	USM	W1	7-5
4-19	DELTA STATE	USM	L1	5-6
4-22	Spring Hill	Mobile, Ala.	W1	6-0
4-25	LOYOLA (NO)	USM	L1	8-13
4-28	La.-Monroe	Monroe, La.	L2	1-4
4-29	La.-Monroe	Monroe, La.	W1	16-10
5-1	NICHOLLS STATE	USM	W2	3-2 (10)
5-5	Delta State	Cleveland, Miss.	W3	4-1
5-8	SPRING HILL	USM	L1	6-12
5-11	Spring Hill	Mobile, Ala.	W1	7-4
5-12	Millsaps	Jackson, Miss.	W2	1-0
5-13	MISS. COLLEGE	USM	W3	20-6

1962

Record: 8-7-1; Home: 5-2-1, Away: 3-5

Coach C.J. "Pete" Taylor, 4th year

Date	Opponent	Site	Streak	Score
3-19	Alabama	Tuscaloosa, Ala.	L1	0-6
3-20	Alabama	Tuscaloosa, Ala.	L2	3-5
3-23	Spring Hill	Mobile, Ala.	W1	9-5
3-26	ALABAMA	USM	W2	4-2
3-27	ALABAMA	USM	W3	8-4
3-28	ILL. WESLEYAN	USM	W4	12-3
3-29	ILL. WESLEYAN	USM	Tie	7-7
4-2	Tulane	New Orleans, La.	W1	9-5
4-11	Southeastern La.	Hammond, La.	L1	5-6
4-14	Spring Hill	Mobile, Ala.	W1	2-1
4-17	SPRING HILL	USM	W2	7-4
4-24	SOUTHEASTERN LA.	USM	W3	8-5
4-28	TULANE	USM	L1	6-7
5-1	SPRING HILL	USM	L2	4-11
5-4	Delta State	Cleveland, Miss.	L3	2-3
5-5	Delta State	Cleveland, Miss.	L4	2-4

Year-by-Year Results

1963

Record: 10-12-1; Home: 8-5, Away: 2-6-1, Neutral: 0-1

Coach C.J. "Pete" Taylor, 5th year

Date	Opponent	Site	Streak	Score
3-15	Tulane	New Orleans, La.	Tie	7-7
3-16	TULANE	USM	L1	2-3
3-18	ALABAMA	USM	L2	6-7
3-19	ALABAMA	USM	L3	4-11
3-24	Southeastern La.	Hammond, La.	L4	0-6
3-27	ILL. WESLEYAN	USM	W1	12-6
3-28	ILL. WESLEYAN	USM	L1	4-5
3-30	Spring Hill	Mobile, Ala.	W1	5-3
4-2	Mississippi State	Starkville, Miss.	L1	4-8
4-3	Mississippi State	Starkville, Miss.	L2	3-6
4-5	DELTA STATE	USM	W1	3-2
4-6	Delta State	McComb, Miss.	L1	4-6 (10)
4-12	ARKANSAS	USM	W1	5-4
4-13	ARKANSAS	USM	W2	4-0
4-15	SOUTHEASTERN LA.	USM	W3	4-1
4-20	LOYOLA (NO)	USM	W4	6-4
4-22	SPRING HILL	USM	W5	20-1
4-25	MISSISSIPPI STATE	USM	L1	3-5
4-27	Spring Hill	Mobile, Ala.	L2	4-7
5-3	Delta State	Cleveland, Miss.	L3	3-7
5-4	Delta State	Cleveland, Miss.	L4	2-5
5-6	Loyola (NO)	New Orleans, La.	W1	7-3
5-11	SPRING HILL	USM	W2	2-1

1964

record : 15-5; Home: 8-2, Away: 7-3

Coach C.J. "Pete" Taylor, 6th year

Date	Opponent	Site	Streak	Score
3-13	ALABAMA	USM	W1	5-4
3-17	Miss. College	Clinton, Miss.	W2	8-4
3-24	ILLINOIS ST.	USM	W3	1-0
3-26	Alabama	Tuscaloosa, Ala.	L1	1-8
3-27	Alabama	Tuscaloosa, Ala.	W1	5-1
3-30	OLE MISS	USM	W2	2-0
3-31	Ole Miss	Laurel, Miss.	L1	2-10
4-2	Mississippi State	Starkville, Miss.	W1	10-6
4	Spring Hill	Mobile, Ala.	W2	2-0
4-11	LOYOLA (NO)	USM	L1	3-10
4-15	MISS. COLLEGE	USM	W1	5-0
4-17	DELTA STATE	USM	L1	4-5 (12)
4-18	DELTA STATE	USM	W1	4-1
4-20	Spring Hill	Mobile, Ala.	W1	4-2
4-28	Loyola (NO)	New Orleans, La.	W2	8-3
4-30	MISSISSIPPI STATE	USM	W3	3-1
5-2	Delta State	Cleveland, Miss.	W4	9-1
5-3	Delta State	Cleveland, Miss.	L1	5-6
5-5	SPRING HILL	USM	W1	5-3
5-8	SPRING HILL	USM	W2	8-1

1965

Record: 15-4; Home: 10-2, Away: 5-2

Coach C.J. "Pete" Taylor, 7th year

Date	Opponent	Site	Streak	Score
3-20	ALABAMA	USM	W1	2-1 (7)
3-20	ALABAMA	USM	L1	0-6 (7)
3-23	Miss. College	Clinton, Miss.	W1	13-2
3-26	MISSISSIPPI STATE	USM	W2	2-0
4-2	Alabama	Tuscaloosa, Ala.	L1	3-6
4-5	ILL. WESLEYAN	USM	W1	9-8
4-6	ILL. WESLEYAN	USM	W2	10-4
4-8	OLE MISS	USM	W3	7-6
4-9	Nicholls State	Thibodaux, La.	W4	2-1
4-10	Nicholls State	Thibodaux, La.	W5	5-2
4-16	ARKANSAS	USM	W6	4-1
4-17	ARKANSAS	USM	W7	15-9
4-24	Spring Hill	USM	L1	2-3
4-27	SPRING HILL	Mobile, Ala.	W1	3-2
4-29	MISS. COLLEGE	USM	W2	11-3
4-30	Delta State	Cleveland, Miss.	L1	1-3
5-1	Delta State	Cleveland, Miss.	W1	16-6
5-7	DELTA STATE	USM	W2	12-4
5-8	DELTA STATE	USM	W3	8-6

1966

record : 9-11; Home: 7-7, Away: 2-4

Coach C.J. "Pete" Taylor, 8th year

Date	Opponent	Site	Streak	Score
3-18	NICHOLLS STATE	USM	W1	6-5
3-19	NICHOLLS STATE	USM	W2	4-3
3-21	OLE MISS	USM	W3	6-1
3-22	OLE MISS	USM	L1	2-9
3-29	MISS. COLLEGE	USM	W1	13-2
3-31	SPRING HILL	USM	W2	7-3
4-2	Spring Hill	Mobile, Ala.	L1	4-7
4-4	Miss. College	Clinton, Miss.	W1	13-9
4-8	ILLINOIS ST.	USM	L1	3-8
4-9	ILLINOIS ST.	USM	L2	0-3
4-11	SOUTHEASTERN LA.	USM	L3	1-5
4-13	ARKANSAS	USM	W1	13-0 (8)
4-14	ARKANSAS	USM	W2	19-0
4-22	ALABAMA	USM	L1	1-4 (12)
4-23	ALABAMA	USM	L2	2-6
4-25	Alabama	Tuscaloosa, Ala.	L3	1-4
4-29	Delta State	Cleveland, Miss.	W1	5-1
5-3	Southeastern La.	Hammond, La.	L1	0-2
5-6	DELTA STATE	USM	L2	3-9
5-7	DELTA STATE	USM	L3	1-2

Year-by-Year Results

1967

Record: 9-13; Home: 3-9, Away: 5-4, Neutral: 1-0

Coach C.J. "Pete" Taylor, 9th year

Date	Opponent	Site	Streak	Score
3-17	ILLINOIS ST.	USM	L1	3-12
3-18	ILLINOIS ST.	USM	L2	5-6
3-20	Nicholls State	Thibodaux, La.	W1	6-5
3-21	Nicholls State	Thibodaux, La.	L1	2-8
3-23	OLE MISS	USM	L2	0-8
3-24	OLE MISS	USM	W1	3-2
3-25	OLE MISS	USM	L1	0-6
3-25	Kalamazoo	Laurel, Miss.	W1	9-1 (7)
4-4	Alabama	Tuscaloosa, Ala.	W2	4-1
4-4	Alabama	Tuscaloosa, Ala.	L1	2-10 (7)
4-9	South Alabama	Mobile, Ala.	W1	8-6 (13)
4-10	Mississippi State	Starkville, Miss.	W2	8-7
4-11	Mississippi State	Starkville, Miss.	L1	2-4
4-15	Spring Hill	Mobile, Ala.	W1	4-3 (10)
4-19	SPRING HILL	USM	L1	1-2 (11)
4-21	MISS. COLLEGE	USM	L2	3-4
4-26	ALABAMA	USM	W1	5-1 (7)
4-26	ALABAMA	USM	W2	6-4 (7)
4-27	DELTA STATE	USM	L1	0-1 (10)
4-28	DELTA STATE	USM	L2	4-11 (8)
5-1	SOUTH ALABAMA	USM	L3	4-5
5-3	Miss. College	Clinton, Miss.	L4	5-6

1968

Record: 8-12; Home: 5-7, Away: 3-5

Coach C.J. "Pete" Taylor, 10th year

Date	Opponent	Site	Streak	Score
3-14	AUBURN	USM	L1	4-6
3-15	AUBURN	USM	L2	3-5 (10)
3-18	NICHOLLS ST.	USM	L3	2-7
3-19	NICHOLLS ST.	USM	W1	4-1
3-26	Alabama	Tuscaloosa, Ala.	L1	2-3
3-27	Alabama	Tuscaloosa, Ala.	L2	1-2 (11)
4-3	MISS. COLLEGE	USM	W1	10-0
4-6	Spring Hill	Mobile, Ala.	W2	11-1
4-8	MACMURRAY	USM	L1	1-3
4-9	MACMURRAY	USM	L2	1-7
4-10	ALABAMA	USM	L3	1-5 (7)
4-10	ALABAMA	USM	W1	5-3 (7)
4-15	Mississippi State	Starkville, Miss.	W2	4-2
4-16	Mississippi State	Starkville, Miss.	L1	3-4
4-20	DELTA STATE	USM	L2	0-6
5-2	SPRING HILL	USM	W1	3-0
5-3	Delta State	Cleveland, Miss.	L1	0-8
5-4	Delta State	Cleveland, Miss.	L2	2-5
5-8	South Alabama	Mobile, Ala.	W1	5-3
5-10	SOUTH ALABAMA	USM	W2	2-0

1969

Record: 3-13; Home: 2-5, Away: 1-7, Neutral: 0-1

Coach C.J. "Pete" Taylor, 11th year

Date	Opponent	Site	Streak	Score
3-14	Nicholls St.	Thibodaux, La.	L1	2-6
3-21	Ole Miss	Oxford, Miss.	L2	4-7
3-22	Ole Miss	Oxford, Miss.	L3	3-4
3-26	Spring Hill	Mobile, Ala.	W1	2-1 (10)
3-28	ALABAMA	USM	L1	5-6
3-29	ALABAMA	USM	L2	2-5
4-4	Alabama	Tuscaloosa, Ala.	L3	0-1
4-12	South Alabama	Mobile, Ala.w	L4	1-8
4-22	Mississippi State	Starkville, Miss.	L5	4-7
4-23	Mississippi State	Starkville, Miss.	L6	1-12
4-29	SPRING HILL	USM	W1	2-1
5-2	DELTA STATE	USM	L1	4-5 (11)
5-3	DELTA STATE	USM	L2	2-3 (10)
5-6	SOUTH ALABAMA	USM	L3	3-6
5-7	MISS. COLLEGE	USM	W1	5-4
5-10	Miss. College	Brookhaven, Miss.	L1	4-5

1970

Record: 10-13; Home: 8-8, Away: 2-5

Coach C.J. "Pete" Taylor, 12th year

Date	Opponent	Site	Streak	Score
3-10	NICHOLLS STATE	USM	L1	1-5
3-14	Tulane	New Orleans, La.	L2	0-2
3-14	Tulane	New Orleans, La.	L3	1-2
3-20	Ole Miss	Oxford, Miss.	L4	1-14
3-24	SIU-EDWARDSVILLE	USM	L5	2-4
3-25	MONMOUTH COLL.	USM	W1	9-3
3-26	GANNON	USM	W2	7-1
3-27	GANNON	USM	W3	5-0
4-1	OLE MISS	USM	L1	1-4 (7)
4-1	OLE MISS	USM	L2	2-3 (8)
4-4	UNO	New Orleans, La.	W1	10-0
4-6	MISSISSIPPI STATE	USM	L1	1-3
4-7	MISSISSIPPI STATE	USM	L2	1-4
4-10	MISS. COLLEGE	USM	W1	1-0
4-14	LSU	USM	L1	5-2
4-15	Spring Hill	Mobile, Ala.	W1	3-1
4-20	SOUTH ALABAMA	USM	W2	1-0 (7)
4-20	SOUTH ALABAMA	USM	W3	6-2 (7)
4-22	Miss. College	Clinton, Miss.	L1	2-5
4-28	SPRING HILL	USM	L2	1-4
5-1	DELTA STATE	USM	W1	7-1
5-5	LSU	Baton Rouge, La.	L3	2-6
5-7	UNO	USM	W1	2-1

Year-by-Year Results

1971

Record: 17-10; Home: 11-1, Away: 6-9

Coach C.J. "Pete" Taylor, 13th year

Date	Opponent	Site	Streak	Score
3-15	WILLIAM CAREY	USM	W1	4-1
3-17	LSU	Baton Rouge, La.	W2	8-0
3-19	Alabama	Tuscaloosa, Ala.	L1	1-2 (7)
3-19	Alabama	Tuscaloosa, Ala.	L2	0-3 (7)
3-22	MISS. COLLEGE	USM	W1	10-3
3-27	TULANE	USM	W2	2-0 (7)
3-27	TULANE	USM	W3	10-0 (7)
3-30	William Carey	H'burg-WCC	W4	5-2
3-31	Spring Hill	Mobile, Ala.	W5	4-2 (11)
4-3	South Alabama	Mobile, Ala.	L1	4-5 (10)
4-3	South Alabama	Mobile, Ala.	W1	3-2 (7)
4-7	ALABAMA	USM	W2	4-0 (7)
4-7	ALABAMA	USM	W3	4-1 (7)
4-8	GANNON	USM	W4	3-0
4-9	GANNON	USM	W5	12-4
4-12	UNO	USM	W6	9-6
4-20	Miss. College	Clinton, Miss.	L1	5-6
4-23	Delta State	Cleveland, Miss.	L2	3-4
4-24	Delta State	Cleveland, Miss.	L3	3-4 (11)
4-27	Mississippi State	Starkville, Miss.	L4	0-9
4-28	Mississippi State	Starkville, Miss.	W1	6-3
4-30	DELTA STATE	USM	W2	3-1
5-1	DELTA STATE	USM	L1	0-3
5-3	LSU	USM	W1	6-0
5-5	UNO	New Orleans, La.	L1	2-7
5-6	William Carey	USM-SHP	W1	6-3
5-10	Ole Miss	Oxford, Miss.	L1	0-7

1972

Record: 12-16; Home: 8-8, Away: 4-8

Coach C.J. "Pete" Taylor, 14th year

Date	Opponent	Site	Streak	Score
3-6	LOUISIANA TECH	USM	L1	8-9
3-10	DELTA STATE	USM	L2	5-8
3-11	DELTA STATE	USM	W1	4-1
3-14	Alabama	Tuscaloosa, Ala.	L1	1-5 (7)
3-14	Alabama	Tuscaloosa, Ala.	W1	7-6 (7)
3-17	OLE MISS	USM	L1	1-9
3-18	OLE MISS	USM	L2	2-3 (6)
3-21	MISSISSIPPI STATE	USM	L3	0-4 (7)
3-21	MISSISSIPPI STATE	USM	W1	1-0 (7)
3-24	Ole Miss	Oxford, Miss.	L1	3-4 (8)
3-24	Ole Miss	Oxford, Miss.	W1	3-0 (7)
3-31	GANNON	USM	W2	8-3
4-1	GANNON	USM	W3	9-2
4-6	WILLIAM CAREY	USM-SHP	W4	2-0
4-7	Nicholls State	Thibodaux, La.	L1	0-1
4-8	Nicholls State	Thibodaux, La.	L2	0-4
4-11	UNO	New Orleans, La.	L3	2-7

4-15	SPRING HILL	USM	W1	4-2 (7)
4-15	SPRING HILL	USM	W2	3-0 (7)
4-18	LSU	Baton Rouge, La.	L1	3-5
4-21	Delta State	Cleveland, Miss.	L2	0-7
4-22	Delta State	Cleveland, Miss.	W1	5-1
4-24	William Carey	H'burg-WCC	L1	6-18
4-27	UNO	USM	L2	2-4
5-3	SOUTH ALABAMA	USM	L3	0-2 (7)
5-3	SOUTH ALABAMA	USM	L4	0-8 (7)
5-5	MISS. COLLEGE	Clinton, Miss.	W1	6-3
5-6	MISS. COLLEGE	USM	W2	6-1

1973

Record: 12-12; Home: 12-4, Away: 0-8

Coach C.J. "Pete" Taylor, 15th year

Date	Opponent	Site	Streak	Score
3-5	LSU	USM	L1	0-2 (9)
3-5	LSU	USM	L2	1-3 (7)
3-9	OLE MISS	USM	W1	5-3 (7)
3-9	OLE MISS	USM	L1	1-3 (7)
3-14	Mississippi State	Starkville, Miss.	L2	4-6 (7)
3-14	Mississippi State	Starkville, Miss.	L3	4-8
3-19	SOUTHEASTERN LA.	USM	W1	5-2
3-20	Alabama	Tuscaloosa, Ala.	L1	6-10
3-23	LA-MONROE	USM	W1	9-1
3-28	WASHINGTON (Mo.)	USM	W2	3-0 (7)
3-28	WASHINGTON (Mo.)	USM	W3	4-3 (7)
4-2	NW MISSOURI	USM	W4	5-4 (7)
4-2	NW MISSOURI	USM	W5	6-2 (7)
4-4	NORTH PARK	USM	W6	3-1 (7)
4-4	NORTH PARK	USM	W7	4-1 (7)
4-6	Louisiana Tech	Ruston, La.	L1	1-2
4-10	UNO	USM	L2	0-3
4-15	South Alabama	Mobile, Ala.	L3	1-11
4-15	South Alabama	Mobile, Ala.	L4	0-13 (7)
5-1	SPRING HILL	USM	W1	7-5
5-3	MISS. COLLEGE	USM	W2	7-2 (7)
5-3	MISS. COLLEGE	USM	W3	8-0 (7)
5-4	Spring Hill	Mobile, Ala.	L1	4-10
5-5	UNO	New Orleans, La.	L2	2-6

1974

Record: 16-12; Home: 12-7, Away: 4-5

Coach C.J. "Pete" Taylor, 16th year

Date	Opponent	Site	Streak	Score
3-6	Miss. College	Clinton, Miss.	L1	8-11
3-8	MISSISSIPPI STATE	USM	W1	11-7
3-9	MISSISSIPPI STATE	USM	W2	5-3
3-12	Alabama	Tuscaloosa, Ala.	W3	3-2 (8)
3-12	Alabama	Tuscaloosa, Ala.	L1	3-10
3-18	Ole Miss	Oxford, Miss.	W1	9-4 (7)
3-18	Ole Miss	Oxford, Miss.	W2	3-2 (7)
3-20	SOUTHEASTERN LA.	USM	W3	12-11

Year-by-Year Results

3-22	La.-Monroe	Monroe, La.	W4	13-0
3-23	La.-Monroe	Monroe, La.	W5	12-2
3-28	NORTH PARK	USM	W6	6-2
3-29	NORTH PARK	USM	W7	10-3 (7)
3-29	NORTH PARK	USM	W8	10-4 (7)
3-30	NORTH PARK	USM	L1	4-5
4-1	SOUTH ALABAMA	USM	L2	5-7
4-5	ALABAMA	USM	L3	0-14
4-10	DELTA STATE	USM	L4	4-27
4-11	DELTA STATE	USM	L5	4-6
4-17	UNO	USM	L6	0-6
4-19	MISS. COLLEGE	USM	W1	5-2
4-20	South Alabama	Mobile, Ala.	L1	1-15
4-23	Southeastern La.	Hammond, La.	W1	10-9
4-24	OLE MISS	USM-SHP	W2	6-2 (7)
4-24	OLE MISS	USM-SHP	L1	3-10 (7)
4-28	LSU	Baton Rouge, La.	L2	7-8
5-1	SPRING HILL	USM	W1	5-4 (7)
5-1	UNO	New Orleans, La.	W2	3-1 (7)
5-2	UNO	New Orleans, La.	L1	10-14

1975

Record: 15-16; Home: 12-5, Away: 3-11

Coach C.J. "Pete" Taylor, 17th year

Date	Opponent	Site	Streak	Score
3-4	Alabama	Tuscaloosa, Ala.	L1	2-3 (11)
3-4	Alabama	Tuscaloosa, Ala.	L2	1-6 (7)
3-12	Memphis	USM	L3	0-7 (7)
3-12	Memphis	USM	W1	1-0 (7)
3-16	Delta State	Cleveland, Miss.	L1	1-12 (7)
3-16	Delta State	Cleveland, Miss.	W1	4-1 (7)
3-17	Mississippi State	Starkville, Miss.	W2	3-1
3-22	SOUTHEASTERN LA.	USM	W3	8-5 (7)
3-22	SOUTHEASTERN LA.	USM	L1	5-7 (7)
3-24	GANNON	USM	W1	6-0
3-25	OLE MISS	USM	W2	7-3 (7)
3-25	OLE MISS	USM	W3	4-0 (7)
3-26	GANNON	USM	W4	16-0
3-27	ST. NORBERT	USM	W5	13-5 (7)
3-27	ST. NORBERT	USM	W6	12-0 (7)
3-28	GANNON	USM	W7	8-4 (8)
4-2	ILL. WESLEYAN	USM	W8	8-4
4-3	SOUTH ALABAMA	USM	L1	0-7 (7)
4-3	SOUTH ALABAMA	USM	L2	1-7 (7)
4-12	TULANE	USM	L3	5-10(10)
4-15	Southeastern La.	Hammond, La.	L4	3-6 (7)
4-15	Southeastern La.	Hammond, La.	L5	2-6 (7)
4-19	South Alabama	Mobile, Ala.	L6	1-2 (9)
4-19	South Alabama	Mobile, Ala.	L7	1-3 (7)
4-21	Ole Miss	Oxford, Miss.	L8	0-8 (7)
4-21	Ole Miss	Oxford, Miss.	L9	2-4 (7)
4-24	ALABAMA	USM	W1	7-6
4-26	UNO	New Orleans, La.	L1	1-3

4-28	UNO	USM	W1	5-4 (10)
5-2	Spring Hill	Mobile, Ala.	W2	10-8 (10)
5-3	Tulane	New Orleans, La.	L1	2-4

1976

Record: 20-21; Home: 19-10, Away: 1-11

Coach C.J. "Pete" Taylor, 18th year

Date	Opponent	Site	Streak	Score
3-2	ALABAMA	USM	L1	2-4 (10)
3-2	ALABAMA	USM	L2	3-9 (7)
3-6	South Alabama	Mobile, Ala.	L3	2-6
3-6	South Alabama	Mobile, Ala.	L4	3-8 (7)
3-8	ST. BERNARD	USM	W1	7-2
3-9	ARKANSAS-LR	USM	W2	9-3 (7)
3-9	ARKANSAS-LR	USM	W3	13-4 (7)
3-13	MISSISSIPPI STATE	USM	L1	2-5
3-17	LOUISVILLE	USM	W1	11-1
3-18	LOUISVILLE	USM	W2	5-3
3-22	Alabama	Tuscaloosa, Ala.	L1	0-11 (7)
3-22	Alabama	Tuscaloosa, Ala.	L2	2-10 (7)
3-26	ILL. WESLEYAN	USM	W1	3-2
3-27	ILL. WESLEYAN	USM	W2	3-2 (7)
3-27	ILL. WESLEYAN	USM	W3	4-2 (7)
3-29	NORTH PARK	USM	W4	18-0 (7)
3-29	NORTH PARK	USM	W5	5-4 (7)
4-3	UNO	New Orleans, La.	L1	3-6
4-6	SPRING HILL	USM	W1	10-9 (7)
4-6	SPRING HILL	USM	W2	3-2 (7)
4-9	Ole Miss	Oxford, Miss.	L1	4-5 (7)
4-9	Ole Miss	Oxford, Miss.	L2	2-4 (7)
4-10	Memphis	Memphis, Tenn.	L3	2-4 (7)
4-10	Memphis	Memphis, Tenn.	L4	0-7 (7)
4-12	GANNON	USM	W1	11-1 (7)
4-12	GANNON	USM	W2	8-7 (7)
4-13	GANNON	USM	W3	6-1 (7)
4-13	GANNON	USM	W4	6-5 (9)
4-14	DELTA STATE	USM	L1	1-7
4-15	DELTA STATE	USM	L2	6-12
4-16	GANNON	USM	W1	4-2
4-20	Mississippi State	Starkville, Miss.	L1	0-4 (7)
4-20	Mississippi State	Starkville, Miss.	L2	10-11 (7)
4-22	UNO	USM	L3	5-6
4-24	TULANE	USM	W1	5-4 (7)
4-24	TULANE	USM	L1	1-9 (7)
4-27	SOUTHEASTERN LA.	USM	W1	10-1 (7)
4-27	SOUTHEASTERN LA.	USM	L1	4-5 (8)
4-30	Spring Hill	Mobile, Ala.	W1	8-1 (7)
5-4	SOUTH ALABAMA	USM	L1	0-4 (7)
5-4	SOUTH ALABAMA	USM	L2	2-3 (7)

Year-by-Year Results

1977

Record: 17-16; Home: 11-7, Away: 6-9

Coach C.J. "Pete" Taylor, 19th year

Date	Opponent	Site	Streak	Score
3-8	NW MISSOURI	USM	W1	6-1 (7)
3-8	NW MISSOURI	USM	L1	2-3 (7)
3-11	Delta State	Cleveland, Miss.	L2	4-14
3-12	Delta State	Cleveland, Miss.	L3	3-5 (7)
3-12	Delta State	Cleveland, Miss.	L4	5-8 (7)
3-15	ALABAMA	USM	W1	1-0 (7)
3-15	ALABAMA	USM	L1	1-8 (7)
3-16	OLE MISS	USM	W1	4-3 (7)
3-16	OLE MISS	USM	W2	5-2 (7)
3-19	SPRING HILL	USM	L1	3-5
3-25	MISSISSIPPI STATE	USM	W1	4-2
3-26	MISSISSIPPI STATE	USM	L1	1-9
3-30	Delta State	Jackson-SW	L2	2-3
4-2	TULANE	USM	L3	1-6 (7)
4-2	TULANE	USM	L4	1-9 (7)
4-5	GANNON	USM	W1	6-2 (7)
4-5	GANNON	USM	W2	6-3 (7)
4-6	GANNON	USM	W3	3-0 (7)
4-6	GANNON	USM	W4	5-0 (7)
4-8	GANNON	USM	W5	5-2
4-12	SOUTHEASTERN LA.	USM	L1	1-8 (7)
4-12	SOUTHEASTERN LA.	USM	W1	3-2 (7)
4-14	South Alabama	Mobile, Ala.	L1	0-13 (7)
4-14	South Alabama	Mobile, Ala.	L2	0-6
4-16	UNO	New Orleans, La.	L3	1-9 (7)
4-16	UNO	New Orleans, La.	W1	2-1 (7)
4-18	Ole Miss	Oxford, Miss.	W2	9-5 (7)
4-18	Ole Miss	Oxford, Miss.	L1	2-5 (7)
4-23	Alabama	Tuscaloosa, Ala.	L2	4-12 (7)
4-23	Alabama	Tuscaloosa, Ala.	W1	7-5 (7)
4-26	Southeastern La.	Hammond, La.	W2	6-3 (7)
4-26	Southeastern La.	Hammond, La.	W3	8-0 (7)
4-30	Spring Hill	Mobile, Ala.	W4	8-5

1978

Record: 15-24; Home: 13-9, Away: 2-11, Neutral: 0-4

Coach C.J. "Pete" Taylor, 20th year

Date	Opponent	Site	Streak	Score
3-10	UNO	USM-SHP	L1	1-5 (7)
3-10	UNO	USM-SHP	L2	3-8 (7)
3-11	MISS. COLLEGE	USM	W1	7-6 (7)
3-11	MISS. COLLEGE	USM	W2	3-2 (7)
3-13	ALABAMA	USM-SHP	W3	12-6 (7)
3-13	ALABAMA	USM-SHP	L1	0-7 (7)
3-15	Southeastern La.	Hammond, La.	L2	2-9 (7)
3-15	Southeastern La.	Hammond, La.	L3	7-14 (7)
3-17	Delta State	Laurel, Miss.	L4	2-11
3-18	DELTA STATE	USM	W1	11-9 (7)
3-18	DELTA STATE	USM	L1	4-15 (7)

3-21	GANNON	USM	W1	5-4 (7)
3-21	GANNON	USM	W2	7-0 (7)
3-22	GANNON	USM	W3	4-3 (14)
3-28	MILLIKEN	USM	W4	2-1 (7)
3-28	MILLIKEN	USM	W5	2-1 (7)
3-29	MILLIKEN	USM	W6	5-4 (7)
3-29	MILLIKEN	USM	W7	11-1 (7)
3-30	ELON	USM	L1	0-10 (7)
3-30	ELON	USM	W1	7-5 (7)
3-31	ELON	USM	L1	1-8 (7)
3-31	ELON	USM	L2	1-2 (7)
4-2	West Alabama	Livingston, Ala.	L3	5-6
4-4	Delta State	Jackson, Miss.	L4	0-9
4-6	SPRING HILL	USM	W1	7-5
4-9	Ole Miss	Oxford, Miss.	L1	1-2 (7)
4-9	Ole Miss	Oxford, Miss.	L2	1-22 (7)
4-10	Mississippi State	Starkville, Miss.	L3	3-7
4-10	Mississippi State	Starkville, Miss.	L4	5-9
4-16	WEST ALABAMA	USM	L5	10-12 (11)
4-22	Alabama	Tuscaloosa, Ala.	L6	0-10 (7)
4-22	Alabama	Tuscaloosa, Ala.	W1	8-6 (7)
4-24	OLE MISS	USM	L1	1-3 (7)
4-24	OLE MISS	USM	L2	3-6 (7)
4-25	Miss. College	Jackson, Miss.	L3	8-14 (7)
4-25	Miss. College	Jackson, Miss.	L4	6-10 (7)
4-30	Spring Hill	Mobile, Ala.	W1	6-5
5-1	UNO	New Orleans, La.	L1	1-2 (7)
5-1	UNO	New Orleans, La.	L2	1-2 (7)

1979

Record: 13-21; Home: 9-9, Away: 3-11, Neutral: 1-1

Coach C.J. "Pete" Taylor, 21st year

Date	Opponent	Site	Streak	Score
3-5	WASHINGTON	USM	W1	16-0
3-6	West Alabama	Livingston, Ala.	L1	2-3 (7)
3-6	West Alabama	Livingston, Ala.	L2	1-2 (7)
3-9	DELTA STATE	USM	W1	19-8
3-14	Louisiana State	Baton Rouge, La.	L1	0-1 (7)
3-14	Louisiana State	Baton Rouge, La.	L2	1-2 (7)
3-15	Alabama	Jackson-SW	W1	6-3 (7)
3-15	Alabama	Jackson-SW	L1	5-10 (7)
3-17	SOUTHEASTERN LA.	USM	L2	3-8 (12)
3-19	MISS. COLLEGE	USM-SHP	W1	2-1 (7)
3-19	MISS. COLLEGE	USM-SHP	L1	4-7 (7)
3-24	LOUISVILLE	USM	L2	9-10
3-25	MISSISSIPPI STATE	USM	L3	2-17
3-26	MISSISSIPPI STATE	USM	L4	8-9
3-28	NORTH PARK	USM	W1	11-1
3-29	NORTH PARK	USM	W2	5-4 (7)
3-29	NORTH PARK	USM	W3	9-7 (7)
4-1	LSU	USM-SHP	W4	6-1 (7)
4-1	LSU	USM-SHP	L1	10-14 (7)
4-5	WEST ALABAMA	USM	L2	1-7 (7)

Year-by-Year Results

4-5	WEST ALABAMA	USM	W1	2-1 (7)
4-7	Tulane	New Orleans, La.	L1	0-1 (7)
4-7	Tulane	New Orleans, La.	W1	2-0 (7)
4-12	SPRING HILL	USM	L1	9-13
4-17	Southeastern La.	Hammond, La.	W1	9-4 (7)
4-17	Southeastern La.	Hammond, La.	W2	6-5 (7)
4-21	Ole Miss	Oxford, Miss.	L1	0-8
4-24	UNO	New Orleans, La.	L2	0-12 (7)
4-24	UNO	New Orleans, La.	L3	0-2 (7)
4-25	Spring Hill	Mobile, Ala.	L4	1-2 (9)
4-30	Miss. College	Clinton, Miss.	L5	7-8
4-30	Miss. College	Clinton, Miss.	L6	5-8 (7)
5-1	UNO	USM	W1	3-2 (10)
5-1	UNO	USM	L1	2-11 (7)

1980

Record: 17-13; Home: 13-7, Away: 4-6, Neutral: 0-0

Coach C.J. "Pete" Taylor, 22nd year

Date	Opponent	Site	Streak	Score
2-26	Louisiana State	Baton Rouge, La.	W1	11-7
2-27	Louisiana State	Baton Rouge, La.	L1	3-4 (11)
3-3	GANNON	USM	W1	8-7 (7)
3-3	GANNON	USM	W2	3-1 (5)
3-4	GANNON	USM	W3	8-1 (7)
3-4	GANNON	USM	W4	11-0 (5)
3-10	NAVY	USM	L1	12-6
3-11	Spring Hill	Mobile, Ala.	W1	1-0
3-15	UNO	New Orleans, La.	W2	8-6
3-22	UAB	USM	L1	4-6
3-23	WEST ALABAMA	USM	L2	5-6 (7)
3-23	WEST ALABAMA	USM	L3	8-11 (7)
3-29	Southeastern La.	Hammond, La.	L4	4-5 (8)
3-29	Southeastern La.	Hammond, La.	W1	6-4 (7)
4-1	SPRING HILL	USM	W2	5-4 (8)
4-4	NORTH PARK	USM	W3	3-1 (7)
4-4	NORTH PARK	USM	W4	2-0 (7)
4-10	Mississippi State	Starkville, Miss.	L1	1-9
4-10	Mississippi State	Starkville, Miss.	L2	2-4
4-15	UNO	USM	L3	0-4 (7)
4-15	UNO	USM	L4	2-10 (7)
4-17	LSU	USM	L5	2-5 (7)
4-17	LSU	USM	W1	5-4 (8)
4-18	MISS. COLLEGE	USM	W2	5-4 (7)
4-18	MISS. COLLEGE	USM	W3	8-7 (8)
4-20	Ole Miss	Oxford, Miss.	L1	0-4 (7)
4-20	Ole Miss	Oxford, Miss.	L2	0-8 (7)
4-24	SOUTHEASTERN LA.	USM	W1	11-4 (7)
4-24	SOUTHEASTERN LA.	USM	W2	5-4 (7)
4-25	ALABAMA	USM	W3	9-3

1981

Record: 23-26; Home: 20-10, Away: 3-15, Neutral: 0-1

Coach C.J. "Pete" Taylor, 23rd year

Date	Opponent	Site	Streak	Score
2-23	LSU	USM	W1	5-4 (7)
2-23	LSU	USM	W2	8-7 (6)
2-28	West Alabama	Livingston, Ala.	W3	5-4 (7)
2-28	West Alabama	Livingston, Ala.	L1	1-2 (7)
3-2	UAB	Birmingham, Ala.	L2	3-8 (7)
3-2	UAB	Birmingham, Ala.	L3	3-7 (7)
3-7	UNO	New Orleans, La.	L4	0-1 (10)
3-7	UNO	New Orleans, La.	L5	2-6 (7)
3-9	SW BAPTIST	USM	W1	13-6 (7)
3-9	SW BAPTIST	USM	W2	12-7 (6)
3-10	NAVY	USM	W3	6-3 (7)
3-10	NAVY	USM	L1	2-7 (5)
3-11	Spring Hill	Mobile, Ala.	W1	8-4
3-13	MISS. COLLEGE	USM	L1	3-5 (7)
3-13	MISS. COLLEGE	USM	W1	7-4 (6)
3-16	OLE MISS	USM	L1	3-6
3-17	ALABAMA	USM	L2	10-16
3-18	ALABAMA	USM	L3	1-10
3-20	CEN. METHODIST	USM	W1	17-5 (7)
3-20	CEN. METHODIST	USM	W2	15-5 (7)
3-21	Ole Miss	Oxford, Miss.	L1	3-9
3-25	Southeastern La.	Hammond, La.	W1	8-4 (7)
3-25	Southeastern La.	Hammond, La.	L1	0-5 (7)
3-27	MISSISSIPPI STATE	USM-SHP	L2	4-5
3-28	MISSISSIPPI STATE	USM-SHP	L3	2-6
3-30	NORTH PARK	USM	W1	9-0 (7)
3-30	NORTH PARK	USM	W2	8-2 (7)
4-1	WEST ALABAMA	USM	W3	6-1 (7)
4-1	WEST ALABAMA	USM	L1	0-2 (7)
4-3	NORTH PARK	USM	W1	5-4 (7)
4-3	NORTH PARK	USM	W2	8-0 (7)
4-4	Miss. College	Clinton, Miss.	L1	4-7 (7)
4-7	SPRING HILL	USM	W1	16-2
4-10	Delta State	Greenville, Miss.	L1	2-15
4-11	Delta State	Cleveland, Miss.	L2	0-3 (7)
4-11	Delta State	Cleveland, Miss.	L3	4-15 (7)
4-14	Alabama	Tuscaloosa, Ala.	L4	5-9
4-15	Alabama	Tuscaloosa, Ala.	L5	1-4
4-16	LA.-LAFAYETTE	USM-SHP	W1	2-1
4-17	LA.-LAFAYETTE	USM	W2	11-4 (7)
4-17	LA.-LAFAYETTE	USM	W3	6-3 (7)
4-22	Louisiana State	Baton Rouge, La.	W4	5-2 (7)
4-22	Louisiana State	Baton Rouge, La.	L1	5-9 (7)
4-23	SOUTHEASTERN LA.	USM	W1	10-9 (7)
4-23	SOUTHEASTERN LA.	USM	W2	7-0 Forfeit
4-24	TULANE	USM	L1	4-5 (7)
4-24	TULANE	USM	L2	5-7 (11)
4-27	UNO	USM	L3	0-9 (7)
4-27	UNO	USM	L4	2-6 (7)

Year-by-Year Results

1982

Record: 9-24; Home: 8-10, Away: 1-14

Coach C.J. "Pete" Taylor, 24th year

Date	Opponent	Site	Streak	Score
2-24	LSU	USM	W1	8-9
2-25	LSU	USM	L1	5-10
2-27	Florida State	Tallahassee, Fla.	L2	7-16
2-28	Florida State	Tallahassee, Fla.	L3	1-20
3-2	ALABAMA	USM	L4	4-9
3-3	ALABAMA	USM	L5	1-11
3-5	MISS. COLLEGE	USM	W1	4-1 (7)
3-5	MISS. COLLEGE	USM	L1	1-4 (6)
3-9	NAVY	USM	W1	5-2 (7)
3-9	NAVY	USM	W2	7-6 (7)
3-12	DELTA STATE	USM	L1	3-11 (7)
3-12	DELTA STATE	USM	W1	5-7 (5)
3-13	TULANE	USM	W2	3-1 (7)
3-13	TULANE	USM	L1	3-11 (7)
3-17	La.-Lafayette	Lafayette, La.	L2	1-10
3-18	La.-Lafayette	Lafayette, La.	L3	2-8 (7)
3-18	La.-Lafayette	Lafayette, La.	L4	0-5 (7)
3-19	SW BAPTIST	USM	L5	3-4 (7)
3-19	SW BAPTIST	USM	W1	11-5 (6)
3-20	WEST ALABAMA	USM	L1	4-6 (7)
3-20	WEST ALABAMA	USM	L2	0-2 (7)
3-22	UAB	USM	L3	0-4
3-30	Alabama	Tuscaloosa, Ala.	L4	2-12
3-31	Alabama	Tuscaloosa, Ala.	L5	1-7
4-2	NORTH PARK	USM	W1	16-3
4-3	Tulane	New Orleans, La.	L1	0-6 (7)
4-3	Tulane	New Orleans, La.	L2	5-6 (7)
4-5	Miss. College	Clinton, Miss.	L3	4-5 (7)
4-5	Miss. College	Clinton, Miss.	L4	1-2 (7)
4-14	Mississippi State	Starkville, Miss.	L5	3-15
4-14	Mississippi State	Starkville, Miss.	L6	1-10
4-19	Louisiana State	Baton Rouge, La.	L7	3-4
4-20	Ole Miss	Oxford, Miss.	W1	2-0 (5)

1983

Record: 11-33; Home: 9-14, Away: 2-17, Neutral: 0-2,

Metro: 0-6

Coach C.J. "Pete" Taylor, 25th year

Date	Opponent	Site	Streak	Score
2-12	*Florida State	Tallahassee, Fla.	L1	2-4 (7)
2-12	*Florida State	Tallahassee, Fla.	L2	4-8 (7)
2-26	LA.-MONROE	USM	W1	5-4 (7)
2-26	LA.-MONROE	USM	W2	5-1 (7)
3-1	Alabama	Tuscaloosa, Ala.	L1	7-18
3-2	Alabama	Tuscaloosa, Ala.	L2	1-4
3-7	Delta State	Cleveland, Miss.	L3	3-10 (7)
3-7	Delta State	Cleveland, Miss.	L4	4-5 (7)
3-8	NICHOLLS STATE	USM	L5	6-8 (7)
3-8	NICHOLLS STATE	USM	W1	2-1 (7)

3-10	NAVY	USM	L1	1-5 (7)
3-10	NAVY	USM	W1	5-4 (6)
3-11	SW BAPTIST	USM	W2	5-2 (7)
3-11	SW BAPTIST	USM	W3	16-3 (7)
3-15	UAB	Birmingham, Ala.	W4	8-4
3-18	*Tulane	New Orleans, La.	L1	6-12 (7)
3-18	*Tulane	New Orleans, La.	L2	1-10 (7)
3-19	Nicholls State	Thibodaux, La.	L3	3-4 (16)
3-22	South Alabama	Mobile, Ala.	L4	0-10 (7)
3-22	South Alabama	Mobile, Ala.	L5	5-6 (7)
3-29	LA.-LAFAYETTE	USM	L6	1-4 (7)
3-29	LA.-LAFAYETTE	USM	L7	1-6 (7)
3-31	NORTH PARK	USM	W1	10-1 (7)
3-31	NORTH PARK	USM	W2	12-3 (7)
4-2	Louisiana State	Baton Rouge, La.	L1	7-8 (7)
4-2	Louisiana State	Baton Rouge, La.	L2	4-9 (7)
4-11	OLE MISS	USM	L3	4-6
4-12	MISSISSIPPI STATE	USM-SHP	L4	6-9
4-13	MISSISSIPPI STATE	USM	L5	12-17
4-15	MISS. COLLEGE	USM	W1	3-2 (7)
4-15	MISS. COLLEGE	USM	L1	7-10 (7)
4-16	*TULANE	USM	L2	3-7 (7)
4-16	*TULANE	USM	L3	6-15 (7)
4-18	LSU	USM	L4	8-19
4-19	LSU	USM	L5	1-13 (7)
4-21	Ole Miss	Meridian, Miss.	L6	19-20
4-23	UNO	New Orleans, La.	W1	10-4 (7)
4-23	UNO	New Orleans, La.	L1	2-7 (7)
4-25	Miss. College	Clinton, Miss.	L2	1-11 (7)
4-25	Miss. College	Clinton, Miss.	L3	1-5 (7)
4-26	ALABAMA	USM-SHP	L4	1-17
4-27	ALABAMA	USM	L5	3-9

Metro Conference Tournament

5-12	Florida State	Tallahassee, Fla.	L6	7-14
5-13	Virginia Tech	Tallahassee, Fla.	L7	2-11

*Metro Conference Game

1984

Record: 13-36-2; Home: 9-11-2, Away: 3-23, Neutral: 1-2, Day:

11-24-2, Night: 2-12, Metro: 1-11

Coach Hill Denson, 1st year

Date	Opponent	Site	Streak	Score
2-18	WEST ALABAMA	USM	W1	4-2 (7)
2-18	WEST ALABAMA	USM	W2	5-1 (7)
2-20	LSU	USM	L1	1-7 (7)
2-20	LSU	USM	L2	7-8 (5)
2-25	SOUTHEASTERN LA.	USM	W1	5-2 (7)
2-25	SOUTHEASTERN LA.	USM	W2	10-5 (7)
2-27	LSU	Baton Rouge, La.	L1	2-15 (5)
2-27	LSU	Baton Rouge, La.	L2	1-6 (7)
3-7	ALABAMA	USM	L3	2-11
3-8	ALABAMA	USM	L4	3-14
3-10	*Tulane	New Orleans, La.	L5	3-5 (7)

Year-by-Year Results

3-10	*Tulane	New Orleans, La.	L6	2-7 (7)	2-20	Alabama	Tuscaloosa, Ala.	L1	1-11
3-11	CHICAGO STATE	USM	W1	6-2 (7)	2-21	Alabama	Tuscaloosa, Ala.	L2	3-4 (13)
3-11	CHICAGO STATE	USM	W2	6-1 (7)	2-22	VANDERBILT	USM-PTP	W1	14-12
3-14	*Florida State	Tallahassee, Fla.	W3	9-8	2-23	VANDERBILT	USM-PTP	W2	5-4
3-15	*Florida State	Tallahassee, Fla.	L1	5-7	2-24	VANDERBILT	USM-PTP	L1	2-3
3-16	*Florida State	Tallahassee, Fla.	L2	6-12	3-2	*TULANE	USM-PTP	W1	6-4 (7)
3-24	Nicholls State	Thibodaux, La.	L3	2-3 (7)	3-2	*TULANE	USM-PTP	L1	0-13 (7)
3-24	Nicholls State	Thibodaux, La.	L4	6-9 (7)	3-3	*TULANE	USM-PTP	L2	5-10
3-25	NORTH PARK	USM	W1	12-0 (7)	3-5	Nicholls State	Thibodaux, La.	L3	0-7
3-25	NORTH PARK	USM	W2	3-6 (7)	3-6	Nicholls State	Thibodaux, La.	W1	1-0
3-28	Southeastern La.	Hammond, La.	W3	9-3 (7)	3-8	Southeastern La.	Hammond, La.	L1	2-4 (7)
3-28	Southeastern La.	Hammond, La.	W4	6-5 (7)	3-8	Southeastern La.	Hammond, La.	L2	3-9 (7)
3-30	DELTA STATE	USM	L1	8-9 (10)	3-9	NW (La.) St.	Natchitoches, La.	L3	7-9 (11)
3-31	DELTA STATE	USM	W1	10-6 (7)	3-10	NW (La.) St.	Natchitoches, La.	W1	15-2
3-31	DELTA STATE	USM	T	6-6 (9)	3-11	NW (La.) St.	Natchitoches, La.	W2	12-9
4-3	Miss. College	Clinton, Miss.	L1	5-6 (7)	3-12	Louisiana Tech	Ruston, La.	W3	9-8
4-3	Miss. College	Clinton, Miss.	L2	4-10 (7)	3-13	Grambling	Grambling, La.	W4	17-12
4-5	Ole Miss	Oxford, Miss.	L3	7-19	3-13	La.-Monroe	Monroe, La.	L1	5-6 (10)
4-6	*Memphis	Memphis, Tenn.	L4	6-7	3-20	Delta State	Cleveland, Miss.	W1	7-4
4-7	*Memphis	Memphis, Tenn.	L5	0-10	3-22	KENT	USM-PTP	W2	12-5 (7)
4-11	La.-Monroe	Monroe, La.	L6	9-10 (7)	3-22	KENT	USM-PTP	L1	2-8 (5)
4-11	La.-Monroe	Monroe, La.	L7	4-5 (7)	3-23	*FLORIDA STATE	USM-PTP	L2	6-17
4-14	Mississippi State	Starkville, Miss.	L8	5-10	3-23	*FLORIDA STATE	USM-SHP	L3	0-6
4-15	Mississippi State	Starkville, Miss.	L9	5-8	3-24	*FLORIDA STATE	USM-PTP	W1	6-4
4-17	Alabama	Tuscaloosa, Ala.	L10	2-6	3-26	SOUTH ALABAMA	USM-SHP	L1	2-7
4-18	Alabama	Tuscaloosa, Ala.	L11	4-14	3-28	ALCORN STATE	USM-PTP	W1	11-7
4-21	MISS. COLLEGE	USM	L12	10-12 (8)	3-30	*Tulane	New Orleans, La.	W2	6-5 (7)
4-21	MISS. COLLEGE	USM	T	11-11 (6)	3-30	*Tulane	New Orleans, La.	L1	6-12 (7)
4-24	West Alabama	Livingston, Ala.	L1	4-5 (8)	3-31	*Tulane	New Orleans, La.	L2	0-12
4-24	West Alabama	Livingston, Ala.	L2	6-10 (7)	4-1	GANNON	USM-PTP	W1	3-2 (7)
4-25	*TULANE	USM	L3	4-14 (7)	4-1	GANNON	USM-PTP	W2	8-3 (7)
4-25	*TULANE	USM	L4	3-6 (7)	4-2	GANNON	USM-PTP	W3	1-0 (7)
4-28	La.-Lafayette	Lafayette, La.	L5	3-6 (7)	4-2	GANNON	USM-PTP	W4	20-3 (5)
4-28	La.-Lafayette	Lafayette, La.	L6	0-6 (7)	4-4	GANNON	USM-PTP	W5	6-3 (7)
5-1	*FLORIDA STATE	USM	L7	3-9	4-4	GANNON	USM-PTP	W6	12-0 (7)
5-2	*FLORIDA STATE	USM	L8	2-11	4-5	*Memphis	Memphis, Tenn.	L1	6-7
5-3	*FLORIDA STATE	USM	L9	6-16	4-6	*Memphis	Memphis, Tenn.	L2	0-5 (7)

Metro Conference Tournament

5-10	Tulane	Tallahassee, Fla.	W1	7-5	4-6	*Memphis	Memphis, Tenn.	L3	2-5 (7)
5-11	South Carolina	Tallahassee, Fla.	L1	5-8	4-9	West Alabama	Livingston, Ala.	L4	3-8 (7)
5-12	Virginia Tech	Tallahassee, Fla.	L2	5-17	4-9	West Alabama	Livingston, Ala.	W1	16-3 (7)

*Metro Conference Game

1985

Record: 28-41; Home:19-19, Away:9-20, Neutral: 0-2, Day: 26-32, Night: 2-10, Metro: 5-12

Coach Hill Denson, 2nd year

Date	Opponent	Site	Streak	Score
2-16	*Florida State	Tallahassee, Fla.	L1	1-20
2-16	*Florida State	Tallahassee, Fla.	L2	4-10 (7)
2-17	*Florida State	Tallahassee, Fla.	L3	3-24
2-19	LA.-MONROE	USM-PTP	W1	3-1 (7)
2-19	LA.-MONROE	USM-PTP	W2	5-2 (7)
4-17	ALABAMA	USM-SHP	L1	4-12
4-18	ALABAMA	USM-PTP	L2	9-17
4-19	NICHOLLS STATE	USM-PTP	L3	4-8
4-20	MISS. COLLEGE	USM-PTP	L4	3-5 (7)
4-20	MISS. COLLEGE	USM-SHP	L5	4-8 (7)
4-21	NW (La.) St.	USM-PTP	L6	3-8 (7)
4-21	NW (La.) St.	USM-PTP	L7	6-9 (7)

Year-by-Year Results

4-23	WEST ALABAMA	USM-PTP	W1	3-2 (7)
4-23	WEST ALABAMA	USM-PTP	W2	14-8 (7)
4-25	MISSISSIPPI STATE	USM-PTP	L1	4-11 (7)
4-25	MISSISSIPPI STATE	USM-PTP	L2	0-3 (7)
4-28	LA.-LAFAYETTE	USM-PTP	L3	4-6 (10)
4-30	South Alabama	Mobile, Ala.	L4	7-8
5-1	UNO	USM-SHP	L5	1-5
5-4	NICHOLLS STATE	USM-PTP	W1	8-4
5-5	NICHOLLS STATE	USM-PTP	L1	3-4 (10)

Metro Conference Tournament

5-9	South Carolina	Tallahassee, Fla.	L2	1-13
5-10	Cincinnati	Tallahassee, Fla.	L3	9-11

*Metro Conference Game

1986

Record: 31-30; Home: 21-13; Away: 8-15, Neutral: 2-2, Day: 26-26, Night: 5-4, Metro: 6-15

Coach Hill Denson, 3rd year

Date	Opponent	Site	Streak	Score
2-12	Southern U.	Baton Rouge, La.	L1	4-6
2-15	*Florida State	Tallahassee, Fla.	L2	6-7 (7)
2-15	*Florida State	Tallahassee, Fla.	L3	0-2 (7)
2-16	*Florida State	Tallahassee, Fla.	L4	6-14
2-18	NICHOLLS STATE	USM-PTP	W1	9-6
2-19	DELTA STATE	USM-PTP	L1	3-4
2-20	DELTA STATE	USM-PTP	W1	6-1
2-22	VANDERBILT	USM-PTP	W2	2-1
2-23	ARKANSAS-LR	USM-PTP	L1	3-4 (7)
2-23	ARKANSAS-LR	USM-PTP	W1	8-3 (7)
2-24	ARKANSAS-LR	USM-PTP	W2	8-1
2-26	ALABAMA	USM-PTP	L1	0-5
2-27	West Alabama	Livingston, Ala.	W1	4-3
3-1	*Tulane	New Orleans, La.	L1	1-8
3-2	*Tulane	New Orleans, La.	L2	5-13
3-3	LOUISIANA TECH	USM-PTP	L3	6-11
3-5	GRAMBLING	USM-PTP	L4	9-2
3-6	SOUTH ALABAMA	USM-PTP	L5	1-7
3-8	*TULANE	USM-PTP	W1	9-7
3-9	NW (La.) St.	Natchitoches, La.	W2	9-1
3-10	NW (La.) St.	Natchitoches, La.	W3	6-1
3-11	NW (La.) St.	Natchitoches, La.	L1	1-3
3-20	JACKSON STATE	USM-PTP	W1	12-0
3-21	MISSOURI	USM-PTP	L1	3-7
3-22	*FLORIDA STATE	USM-PTP	W1	5-1 (7)
3-22	*FLORIDA STATE	USM-PTP	L1	0-2 (7)
3-23	*FLORIDA STATE	USM-PTP	L2	9-13
3-25	TENNESSEE	USM-PTP	W1	9-8
3-26	TENNESSEE	USM-SHP	W2	9-3
3-28	MISS. VALLEY ST.	USM-PTP	W3	10-4
3-31	LA.-MONROE	USM-PTP	W4	7-1
4-1	LA.-MONROE	USM-PTP	W5	4-0
4-2	Alabama	Tuscaloosa, Ala.	L1	1-9
4-3	West Alabama	Livingston, Ala.	W1	10-7

4-5	*MEMPHIS	USM-PTP	L1	2-3 (7)
4-5	*MEMPHIS	USM-PTP	L2	2-5 (7)
4-6	*MEMPHIS	USM-PTP	L3	5-8
4-7	Southeastern La.	Hammond, La.	L4	8-9
4-9	ARKANSAS-LR	USM-PTP	W1	5-0
4-10	Jackson State	Jackson, Miss.	W2	4-3
4-13	*Memphis	Memphis, Tenn.	L1	2-9 (7)
4-13	*Memphis	Memphis, Tenn.	L2	3-4 (9)
4-14	Vanderbilt	Nashville, Tenn.	W1	7-3
4-15	Vanderbilt	Nashville, Tenn.	W2	5-3
4-17	MISS. COLLEGE	USM-PTP	W3	4-2
4-17	MISS. COLLEGE	USM-PTP	W4	6-1
4-19	UNO	USM-PTP	L1	9-12
4-22	Mississippi State	Starkville, Miss.	W1	12-5
4-23	Mississippi State	Starkville, Miss.	L1	3-7
4-25	Nicholls State	Thibodaux, La.	L2	3-9
4-27	SOUTHEASTERN LA.	USM-PTP	W1	5-1
4-28	UNO	New Orleans, La.	L1	3-7
4-30	WEST ALABAMA	USM-PTP	W1	5-4 (8)
4-30	WEST ALABAMA	USM-PTP	W2	10-8 (7)
5-1	South Alabama	Mobile, Ala.	L1	6-15
5-3	*TULANE	USM-PTP	W1	4-2
5-4	*TULANE	USM-PTP	W2	11-4

Metro Conference Tournament

5-8	South Carolina	Tallahassee, Fla.	L1	1-10
5-9	Louisville	Tallahassee, Fla.	W1	14-5
5-10	Cincinnati	Tallahassee, Fla.	W2	11-1
5-11	Memphis	Tallahassee, Fla.	L1	2-4

*Metro Conference Game

1987

Record: 37-25; Home: 24-7, Away: 12-12, Neutral: 1-6, Day: 35-21, Night: 2-4, Metro: 7-11

Coach Hill Denson, 4th year

Date	Opponent	Site	Streak	Score
2-10	West Florida	Pensacola, Fla.	L1	6-7
2-12	SPRING HILL	USM-PTP	L2	5-6
2-14	SOUTHERN U.	USM-PTP	W1	9-8 (11)
2-16	BELHAVEN	USM-PTP	W2	13-1
2-19	Southeastern La.	Hammond, La.	L1	2-3
2-25	West Alabama	Livingston, Ala.	W1	12-4 (7)
2-25	West Alabama	Livingston, Ala.	L1	5-11 (7)
2-27	*Florida State	Tallahassee, Fla.	L2	2-7 (7)
2-28	*Florida State	Tallahassee, Fla.	L3	4-10 (7)
3-1	*Florida State	Tallahassee, Fla.	W1	11- 8
3-3	South Alabama	Mobile, Ala.	L1	2-9
3-4	SOUTHEASTERN LA.	USM-PTP	W1	22-2
3-5	WEST FLORIDA	USM-PTP	W2	5-2
3-8	Tulane	New Orleans, La.	L1	3-4 (8)
3-9	CHRISTIAN BROS.	USM-PTP	W1	7-2
3-11	Arkansas-LR	Little Rock, Ark.	W2	7-6 (7)
3-11	Arkansas-LR	Little Rock, Ark.	W3	6-1 (7)
3-12	La.-Monroe	Monroe, La.	W4	5-1

Year-by-Year Results

					Date	Opponent	Site	Streak	Score
3-13	La.-Monroe	Monroe, La.	L1	2-7					
3-15	SOUTH ALABAMA	USM-PTP	L1	4-12	2-13	LA.-MONROE	USM-PTP	W1	6-2
3-18	MISS. COLLEGE	USM-PTP	W1	8-7	2-14	LA.-MONROE	USM-PTP	L1	1-2
3-19	TOWSON	USM-PTP	W2	4-1 (7)	2-16	NICHOLLS STATE	USM-PTP	W1	11-10
3-19	TOWSON	USM-PTP	W3	8-0 (7)	2-17	NICHOLLS STATE	USM-PTP	W2	8-4
3-21	*FLORIDA STATE	USM-PTP	W4	3-1 (7)	2-21	La.-Monroe	Monroe, La.	W3	11-3 (7)
3-21	*FLORIDA STATE	USM-PTP	L1	2-4 (7)	2-21	La.-Monroe	Monroe, La.	W4	11-6 (7)
3-22	*FLORIDA STATE	USM-PTP	L2	13-9	2-23	MISS. COLLEGE	USM-PTP	W5	9-2
3-24	COLUMBUS	USM-PTP	W1	9-8 (10)	2-24	MISS. COLLEGE	USM-PTP	W6	7-4
3-25	MISS. VALLEY ST.	USM-PTP	W2	5-2	2-26	*Florida State	Tallahassee, Fla.	L1	3-6
3-26	Alabama	Tuscaloosa, Ala.	W3	12-11	2-27	*Florida State	Tallahassee, Fla.	L2	11-18
3-28	JACKSON STATE	USM-PTP	W4	5-2	2-28	*Florida State	Tallahassee, Fla.	W1	6-5
Diamond Club Classic									
3-31	South Alabama	Mobile, Ala.	W5	11-4 (7)	3-2	Jackson State	Jackson-SW	L1	2-3 (7)
4-1	Southern Cal	Mobile, Ala.	L1	0-1 (7)	3-4	BELHAVEN	USM-PTP	W1	7-3
4-4	*Memphis	Memphis, Tenn.	L2	0-9 (7)	3-11	VANDERBILT	USM-PTP	W2	4-2
4-4	*Memphis	Memphis, Tenn.	W1	8-5 (7)	3-12	VANDERBILT	USM-PTP	L1	3-5 (13)
4-5	*Memphis	Memphis, Tenn.	L1	6-11	3-13	UNO	New Orleans, La.	L2	5-9
4-7	ALCORN STATE	USM-PTP	L2	3-4 (7)	3-15	WEST ALABAMA	USM-PTP	W1	5-0
4-7	ALCORN STATE	USM-PTP	W1	9-1 (7)	3-16	WEST ALABAMA	USM-PTP	L1	1-6
4-9	Miss. College	Clinton, Miss.	W2	16-2	3-19	*FLORIDA STATE	USM-PTP	W2	5-4
4-11	*Memphis	USM-PTP	W3	4-3 (8)	3-19	*FLORIDA STATE	USM-PTP	W2	2-1 (7)
4-11	*Memphis	USM-PTP	W4	4-3 (7)	3-20	*FLORIDA STATE	USM-PTP	W3	9-7
4-12	*Memphis	USM-PTP	L1	3-4	3-22	BOWLING GREEN	USM-PTP	L1	4-8
4-17	Tulane	New Orleans, La.	L2	0-2 (7)	3-23	BOWLING GREEN	USM-PTP	W1	5-1
4-17	Tulane	New Orleans, La.	L3	3-6 (7)	3-24	BOWLING GREEN	USM-PTP	L1	1-8
4-18	UNO	New Orleans, La.	W1	8-5	3-26	*South Carolina	Columbia, S.C.	L2	4-7
4-20	LA.-MONROE	USM-PTP	W2	7-6 (12)	3-27	*South Carolina	Columbia, S.C.	W1	8-7
4-21	LA.-MONROE	USM-PTP	L1	3-5	4-5	Southeastern La.	Hammond, La.	W2	7-6
4-22	Jackson State	Jackson-SW	L2	0-6	4-6	Southeastern La.	Hammond, La.	L1	2-8
4-24	Mississippi State	Jackson-SW	L3	7-11	4-7	ALCORN STATE	USM-PTP	W1	7-2
4-25	UNO	USM-PTP	W1	5-2	4-9	*Memphis	Memphis, Tenn.	L1	2-5 (7)
4-26	WEST ALABAMA	USM-PTP	W2	5-4 (7)	4-9	*Memphis	Memphis, Tenn.	L2	4-6 (7)
4-26	WEST ALABAMA	USM-PTP	W3	2-1 (8)	4-10	*Memphis	Memphis, Tenn.	W1	7-1 (7)
4-28	MISSISSIPPI STATE	USM-PTP	W4	5-2	4-10	*Memphis	Memphis, Tenn.	L1	2-10 (7)
4-29	MISS.STATE	USM-PTP	W5	8-7	4-11	BELHAVEN	USM-PTP	W1	15-2
5-1	TULANE	USM-PTP	L1	5-12	4-13	Mississippi State	Starkville, Miss.	L1	9-14
5-2	TULANE	USM-PTP	W1	11-6	4-14	Mississippi State	Starkville, Miss.	L2	4-5 (11)
5-5	ALABAMA	USM-PTP	W2	6-2	4-15	Mississippi State	Jackson-SW	L3	0-6
Charlotte Invitational Tournament									
5-9	Davidson	Charlotte, N.C.	W3	9-6	4-16	ARKANSAS-LR	USM-PTP	L4	6-8
5-10	N.C. State	Charlotte, N.C.	L1	5-6	4-17	ARKANSAS-LR	USM-PTP	L5	2-5
5-11	Charlotte	Charlotte, N.C.	W1	4-2 (12)	4-18	Tulane	New Orleans, La.	W1	12-9 (10)
Metro Conference Tournament									
5-13	Memphis	Columbia, S.C.	L1	1-10	4-19	MISS. VALLEY	USM-PTP	W2	8-1
5-15	Virginia Tech	Columbia, S.C.	W1	14-9	4-20	MISS. VALLEY	USM-PTP	W3	16-3
5-16	Florida State	Columbia, S.C.	L1	1-5	4-23	TULANE	USM-PTP	W4	10-3
*Metro Conference Game									
					4-24	TULANE	USM-PTP	W5	7-6
					4-26	SOUTHEASTERN LA.	USM-PTP	W6	15-7
					4-27	SOUTHEASTERN LA.	USM-PTP	L1	5-9
					4-28	UNO	New Orleans, La.	W1	3-0
					4-30	WILLIAM CAREY	USM-PTP	W2	7-1
					5-1	WILLIAM CAREY	USM-PTP	W3	20-5
					5-3	JACKSON STATE	USM-PTP	W4	12-4
					5-6	UCF	USM-PTP	L1	1-14
					5-7	UCF	USM-PTP	W1	7-4

1988

Record: 36-26; Home: 27-10, Away: 7-13, Neutral: 2-3, Day:

18-12, Night: 18-14, Metro: 9-6

Coach Hill Denson, 5th year

Year-by-Year Results

5-8	UCF	USM-PTP	W2	11-9
5-10	UAB	USM-PTP	W3	5-6
5-11	UAB	USM-PTP	L1	6-2
5-12	SOUTH ALABAMA	USM-PTP	W1	10-6
5-14	South Alabama	Mobile, Ala.	L1	9-17
5-15	South Alabama	Mobile, Ala.	L2	3-13

Metro Conference Tournament

5-18	Memphis	Tallahassee, Fla.	W1	11-4
5-19	South Carolina	Tallahassee, Fla.	L1	2-4
5-20	Cincinnati	Tallahassee, Fla.	W1	10-1
5-21	South Carolina	Tallahassee, Fla.	L1	2-6

*Metro Conference Game

1989

Record: 36-26; Home: 24-11, Away: 9-12, Neutral: 3-3,

Day: 20-12, Night: 16-14, Metro: 8-7

Coach Hill Denson, 6th year

Date	Opponent	Site	Streak	Score
2-11	Tulane	New Orleans, La.	L1	4-5
2-12	Tulane	New Orleans, La.	W1	3-2
2-14	LSU	Baton Rouge, La.	L1	1-10
2-15	Nicholls St.	Thibodaux, La.	L2	5-7
2-19	ARKANSAS-LR	USM-PTP	L3	1-3 (7)
2-19	ARKANSAS-LR	USM-PTP	L4	5-6 (14)
2-20	SOUTH ALABAMA	USM-PTP	L5	4-6
2-23	BELHAVEN	USM-PTP	W1	14-6
2-25	LA.-MONROE	USM-PTP	W2	14-1
2-26	LA.-MONROE	USM-PTP	W3	6-0
3-1	UNO	New Orleans, La.	L1	0-2
3-3	*SOUTH CAROLINA	USM-PTP	W1	16-6
3-9	SOUTHEASTERN LA.	USM-PTP	W2	8-6
3-10	OHIO STATE	USM-PTP	W3	7-3
3-11	OHIO STATE	USM-PTP	L1	9-11 (7)
3-11	OHIO STATE	USM-PTP	W1	13-12
3-12	OHIO STATE	USM-PTP	L1	4-8
3-14	WEST ALABAMA	USM-PTP	W1	9-8
3-15	WEST ALABAMA	USM-PTP	W2	5-0
3-18	TOWSON	USM-PTP	W3	7-5
3-19	TOWSON	USM-PTP	L1	5-6 (12)
3-20	TOWSON	USM-PTP	W1	10-4
3-24	BELHAVEN	USM-PTP	L1	12-13
3-25	La.-Monroe	Monroe, La.	W1	6-4
3-26	La.-Monroe	Monroe, La.	W2	11-9
3-28	MISS. VALLEY ST.	USM-PTP	W3	9-0
3-31	*Florida State	Tallahassee, Fla.	L1	2-10
4-1	*Florida State	Tallahassee, Fla.	L2	2-6
4-2	*Florida State	Tallahassee, Fla.	L3	2-7
4-4	Jackson State	Clinton, Miss.	W1	12-5 (10)
4-5	Southeastern La.	Hammond, La.	W2	5-4
4-9	*Louisville	Louisville, Ky.	W3	4-0 (7)
4-9	*Louisville	Louisville, Ky.	L1	5-6 (8)
4-12	MISSISSIPPI STATE	USM-PTP	L2	5-12
4-13	MISSISSIPPI STATE	USM-PTP	W1	8-5

4-15	*Memphis	USM-PTP	W2	5-3 (7)
4-15	*Memphis	USM-PTP	L1	0-6 (7)
4-16	*Memphis	USM-PTP	W1	7-4
4-18	South Alabama	Mobile, AL	L1	10-11
4-20	Mississippi State	Jackson-SW	L2	4-5 (10)
4-22	TULANE	USM-PTP	L3	7-16
4-23	TULANE	USM-PTP	L4	6-8
4-25	JACKSON STATE	USM-PTP	W1	12-8
4-26	ALCORN STATE	USM-PTP	W2	13-6
4-28	WILLIAM CAREY	USM-PTP	W3	4-3 (11)
4-30	WILLIAM CAREY	USM-PTP	W4	11-3
5-2	William Carey	Hattiesburg, Miss.	L1	3-7
5-3	SOUTH ALABAMA	USM-PTP	W1	4-1
5-4	UNO	USM-PTP	W2	11-3
5-5	*CINCINNATI	USM-PTP	W3	9-1 (7)
5-5	*CINCINNATI	USM-PTP	W4	11-3 (7)
5-7	*CINCINNATI	USM-PTP	W5	6-4
5-9	UAB	Birmingham, Ala.	W6	3-0
5-10	UAB	Birmingham, Ala.	W7	5-2
5-12	*Virginia Tech	Blacksburg, Va.	W8	10-3
5-13	*Virginia Tech	Blacksburg, Va.	L1	3-12
5-14	*Virginia Tech	Blacksburg, Va.	L2	1-4

Metro Conference Tournament

5-17	Louisville	Columbia, S.C.	W1	13-3
5-18	Virginia Tech	Columbia, S.C.	W2	7-4
5-19	Florida State	Columbia, S.C.	L1	7-14
5-20	Cincinnati	Columbia, S.C.	W1	5-0
5-21	Florida State	Columbia, S.C.	L1	5-6 (12)

*Metro Conference Game

1990

Record: 42-25; Home: 24-12, Away: 13-11, Neutral:

5-2, Day: 27-13, Night: 15-12, Metro: 16-5 Coach Hill

Denson, 7th year

Date	Opponent	Site	Streak	Score
2-10	MISS. VALLEY ST.	USM-PTP	W1	6-0
2-11	MISS. VALLEY ST.	USM-PTP	W2	8-5 (7)
2-11	MISS. VALLEY ST.	USM-PTP	W3	7-2 (7)

Busch Challenge

2-16	UNO	New Orleans, La.	W4	3-0
2-17	Tulane	New Orleans, La.	W5	5-4
2-18	LSU	New Orleans, La.	W6	5-1
2-23	Southeastern La.	Denham Spr., La.	W7	7-6
2-24	Southeastern La.	Hammond, La.	W8	4-3
2-25	Southeastern La.	Hammond, La.	L1	7-8
2-27	Jackson State	Jackson, Miss.	W1	6-5
2-28	LSU	USM-PTP	L1	2-10
3-2	INDIANA	USM-PTP	W1	7-9
3-3	INDIANA	USM-PTP	W2	5-2
3-4	INDIANA	USM-PTP	W3	15-4
3-6	La.-Monroe	Monroe, La.	L1	7-10
3-7	Alcorn State	Natchez, Miss.	W1	8-5
3-9	*South Carolina	Columbia, S.C.	W2	4-3

Year-by-Year Results

3-10	*South Carolina	Columbia, S.C.	L1	1-5	5-26	Houston	Baton Rouge, La.	L1	3-15
3-11	*South Carolina	Columbia, S.C.	L2	4-5	*Metro Conference Game				
3-13	Middle Tenn. St.	Murfreesboro, Tenn.	L3	7-8					
3-15	Middle Tenn. St.	Murfreesboro, Tenn.	L4	5-11					
3-17	KANSAS STATE	USM- PTP	L5	0-4					
3-18	KANSAS STATE	USM-PTP	W1	9-1 (7)					
3-18	KANSAS STATE	USM-PTP	L1	1-3 (7)					
3-20	JACKSON STATE	USM-PTP	W1	2-1					
3-21	JACKSON STATE	USM-PTP	L1	9-11					
3-23	*FLORIDA STATE	USM-PTP	L2	0-7					
3-24	*FLORIDA STATE	USM-PTP	W1	6-3					
3-25	*FLORIDA STATE	USM-PTP	W2	6-3					
3-27	SW MISSOURI ST.	USM-PTP	L1	9-11					
3-28	UNO	USM-PTP	L2	7-23					
3-31	*Tulane	New Orleans, La.	L3	9-10					
4-1	*Tulane	New Orleans, La.	W1	13-7 (7)					
4-1	*Tulane	New Orleans, La.	W2	5-2 (7)					
4-4	Mississippi State	Starkville, Miss.	W3	4-2					
4-5	Mississippi State	Starkville, Miss.	L1	5-10					
4-7	*LOUISVILLE	USM-PTP	W1	4-2					
4-7	*LOUISVILLE	USM-PTP	W2	9-2 (7)					
4-8	*LOUISVILLE	USM-PTP	W3	7-3					
4-11	Ole Miss	Oxford, Miss.	L1	2-3 (15)					
4-13	*Memphis	Memphis, Tenn.	L2	3-5					
4-13	*Memphis	Memphis, Tenn.	W1	9-1 (7)					
4-14	*Memphis	Memphis, Tenn.	W2	9-5					
Diamond Club Classic									
4-17	South Alabama	Mobile, Ala.	L1	3-4					
4-18	Florida	Mobile, Ala.	W1	3-1					
4-21	SOUTHEASTERN LA.	USM-PTP	L1	6-9					
4-24	ALCORN STATE	USM-PTP	W1	9-1					
4-25	MISSISSIPPI STATE	USM-PTP	W2	8-5					
4-28	*Cincinnati	Cincinnati, Ohio	W3	19-4 (7)					
4-29	*Cincinnati	Cincinnati, Ohio	W4	10-6 (7)					
4-29	*Cincinnati	Cincinnati, Ohio	W5	5-1 (7)					
5-1	OLE MISS	USM-PTP	W6	7-1					
5-2	SOUTH ALABAMA	USM-PTP	W7	5-4					
5-5	SAMFORD	USM-PTP	W8	13-0					
5-6	SAMFORD	USM-PTP	L1	3-4					
5-8	UAB	USM-PTP	L2	3-10					
5-9	UAB	USM-PTP	W1	1-0					
5-11	*VIRGINIA TECH	USM-PTP	W2	5-0					
5-12	*VIRGINIA TECH	USM-PTP	W3	2-1					
++Suspended after 3 1/2; completed following day									
5-13	*VIRGINIA TECH	USM-PTP	W4	7-3					
Metro Conference Tournament									
5-16	Louisville	USM-PTP	W5	5-1					
5-17	Cincinnati	USM-PTP	L1	3-4					
5-18	Memphis	USM-PTP	W1	5-2					
5-19	Florida State	USM-PTP	L1	1-8					
NCAA South Central Regional									
5-24	Southern Cal	Baton Rouge, La.	L2	5-23					
5-25	La.-Lafayette	Baton Rouge, La.	W1	14-10					
1991									
Record: 42-24; Home: 25-8, Away: 13-13, Neutral: 4-3,									
Day: 24-14, Night: 18-10, Metro: 15-6									
Coach Hill Denson, 8th year									
	Date	Opponent	Site	Streak	Score				
	2-15	MISS. VALLEY ST.	USM-PTP	W1	2-0				
	2-16	MISS. VALLEY ST.	USM-PTP	W2	9-0				
	2-17	MISS. VALLEY ST.	USM-PTP	W3	5-2				
	2-24	La.-Monroe	Monroe, La.	L1	1-3 (7)				
	2-24	La.-Monroe	Monroe, La.	W1	4-2 (7)				
	2-26	South Alabama	Mobile, Ala.	L1	2-8				
	2-27	ALCORN STATE	USM-PTP	W1	16-5				
	2-28	SOUTH ALABAMA	USM-PTP	L1	6-7 (11)				
	3-2	TENNESSEE STATE	USM-PTP	W1	14-4 (7)				
	3-2	TENNESSEE STATE	USM-PTP	W2	20-2 (6)				
	3-5	SOUTHEASTERN LA.	USM-PTP	L1	6-7 (12)				
	3-6	SOUTHEASTERN LA.	USM-PTP	W1	8-7				
	3-8	Tennessee	Knoxville, Tenn.	L1	4-11				
	3-9	Tennessee	Knoxville, Tenn.	L2	2-7				
	3-10	Tennessee	Knoxville, Tenn.	L3	7-8				
	3-12	UAB	Birmingham, Ala.	W1	7-5				
	3-13	UAB	Birmingham, Ala.	L1	2-7				
	3-15	*SOUTH CAROLINA	USM-PTP	W1	8-7				
	3-16	*SOUTH CAROLINA	USM-PTP	W2	4-3				
	3-17	*SOUTH CAROLINA	USM-PTP	L1	7-17				
	3-19	MIDDLE TENN. ST.	USM-PTP	W1	4-3				
	3-20	MIDDLE TENN. ST.	USM-PTP	W2	7-3				
	3-22	*Florida State	Tallahassee, Fla.	L1	0-5				
	3-23	*Florida State	Tallahassee, Fla.	L2	4-8				
	3-24	*Florida State	Tallahassee, Fla.	L3	4-6				
	2-26	UNO	USM-PTP	W1	5-3 (7)				
	3-26	UNO	USM-PTP	W2	6-0 (7)				
	3-29	*TULANE	USM-PTP	L1	6-9				
	3-30	*TULANE	USM-PTP	L2	4-5				
	3-31	*TULANE	USM-PTP	W1	4-2				
	4-1	Jackson State	Jackson, Miss.	L1	3-6				
	4-3	Ohio State	Columbus, Ohio	L2	5-6				
	4-4	Ohio State	Columbus, Ohio	W1	12-4				
	4-6	*Louisville	Louisville, Ky.	W2	8-4				
	4-6	*Louisville	Louisville, Ky.	W3	13-7 (7)				
	4-7	*Louisville	Louisville, Ky.	W4	7-6 (10)				
	4-9	South Alabama	Mobile, Ala.	W5	5-4				
	4-10	OLE MISS	USM-PTP	L1	2-4				
	4-13	*Memphis	USM-PTP	W1	6-5				
	4-13	*Memphis	USM-PTP	W2	7-5 (7)				
	4-14	*Memphis	USM-PTP	W3	8-1				
	4-16	LA.-MONROE	USM-PTP	W4	6-3				
	4-17	LA.-MONROE	USM-PTP	W5	8-7 (12)				
	4-18	SOUTH ALABAMA	USM-PTP	W6	6-4				
	4-20	Southeastern La.	Hammond, La.	W7	8-2				

Year-by-Year Results

3-7	OHIO STATE	USM-PTP	L1	5-19
3-8	UNO	USM-PTP	W1	5-4
3-9	MOBILE	USM-PTP	W2	11-5
3-10	WEST FLORIDA	USM-PTP	W3	4-3
3-12	Missouri	Columbia, Mo.	L1	2-9
3-14	Missouri	Columbia, Mo.	W1	6-5
3-15	Missouri	Columbia, Mo.	W2	14-11
3-17	SE Mo. St.	Cape Girardeau, Mo.	L1	2-3
3-17	SE Mo. St.	Cape Girardeau, Mo.	W1	4-1
3-18	UT-Martin	Martin, Tenn.	L1	3-4
3-20	WRIGHT STATE	USM-PTP	L2	2-4
3-21	WRIGHT STATE	USM-PTP	W1	5-4
3-22	WRIGHT STATE	USM-PTP	L1	6-10
3-23	UAB	Birmingham, Ala.	L2	4-6
3-24	UAB	Birmingham, Ala.	W1	10-5
3-26	MEMPHIS	USM-PTP	W2	7-2
3-27	MEMPHIS	USM-PTP	L1	2-8
3-28	MEMPHIS	USM-PTP	W1	13-5
3-31	La.-Monroe	Monroe, La.	W2	15-13
4-3	*VCU	USM-PTP	W3	7-4
4-3	*VCU	USM-PTP	L1	9-11
4-4	*VCU	USM-PTP	W1	3-1
4-6	LA.-MONROE	USM-PTP	L1	2-5
4-7	Southeastern La.	Hammond, La.	L2	2-8
4-9	*USF	Tampa, Fla.	L3	6-8
4-10	*USF	Tampa, Fla.	L4	10-19
4-11	*USF	Tampa, Fla.	W1	7-3
4-13	Ole Miss	Oxford, Miss.	L1	13-15
4-14	Ole Miss	Oxford, Miss.	L2	7-8
4-16	*TULANE	USM-PTP	W1	4-2
4-17	*TULANE	USM-PTP	L1	5-12
4-18	*TULANE	USM-PTP	W1	8-7
4-20	OLE MISS	USM-PTP	W2	2-1
4-21	Mississippi State	Starkville, Miss.	L1	11-14
4-23	*Charlotte	Charlotte, N.C.	W1	8-5
4-24	*Charlotte	Charlotte, N.C.	W2	13-1
4-25	*Charlotte	Charlotte, N.C.	W3	11-2
4-27	MISSISSIPPI STATE	USM-PTP	W4	3-2
4-28	MISSISSIPPI STATE	USM-PTP	W5	5-4
5-1	*LOUISVILLE	USM-PTP	L1	2-8
5-1	*LOUISVILLE	USM-PTP	W1	7-6
5-4	UAB	USM-PTP	W2	7-2
5-5	UAB	USM-PTP	W3	9-4
5-7	South Alabama	Mobile, Ala.	L1	3-7
5-9	SOUTH ALABAMA	USM-PTP	L2	6-10
5-14	*Virginia Tech	Blacksburg, Va.	W1	6-4
5-15	*Virginia Tech	Blacksburg, Va.	L1	7-12
5-16	*Virginia Tech	Blacksburg, Va.	W1	2-1

Metro Conference Tournament

5-20	Louisville	Richmond, Va.	L1	3-7
5-21	Louisville	Richmond, Va.	W1	12-5
5-22	Charlotte	Richmond, Va.	L1	2-11

*Metro Conference Game

1994

Record: 37-24; Home: 21-12, Away: 13-10, Neutral: 3-2,

Metro: 11-7

Coach Hill Denson, 11th year

Date	Opponent	Site	Streak	Score
2-18	GRAMBLING STATE	USM-PTP	W1	13-7
2-19	GRAMBLING STATE	USM-PTP	W2	18-3
2-20	GRAMBLING STATE	USM-PTP	W3	14-2
2-21	MISS. VALLEY STATE	USM-PTP	W4	14-9
2-25	SE MISSOURI	USM-PTP	W5	13-5
2-26	SE MISSOURI	USM-PTP	W6	12-4
2-27	SE MISSOURI	USM-PTP	L1	8-9
3-2	UNO	New Orleans, La.	W1	10-3
3-2	UNO	New Orleans, La.	L1	3-6
3-4	CINCINNATI	USM-PTP	W1	10-7
3-5	CINCINNATI	USM-PTP	W2	13-4
3-6	CINCINNATI	USM-PTP	W3	12-2
3-11	Arkansas	Fayetteville, Ark.	L1	2-4
3-12	Arkansas	Fayetteville, Ark.	L2	9-16
3-13	Arkansas	Fayetteville, Ark.	W1	9-8
3-15	TENN-MARTIN	USM-PTP	L1	10-11
3-16	TENN-MARTIN	USM-PTP	W1	16-3
3-18	STETSON	USM-PTP	L1	0-8
3-19	STETSON	USM-PTP	L2	2-4
3-20	TENNESSEE TECH	USM-PTP	W1	7-1
3-22	Southeastern LA	Hammond, La.	L1	3-4
3-25	TCU	Fort Worth, Texas	W1	6-3
3-26	TCU	Fort Worth, Texas	W2	7-1
3-27	TCU	Fort Worth, Texas	W3	9-3
3-29	UAB	USM-PTP	W4	8-4
3-30	UAB	USM-PTP	W5	3-1
4-1	*CHARLOTTE	USM-PTP	L1	13-18
4-2	*CHARLOTTE	USM-PTP	L2	5-7
4-3	*CHARLOTTE	USM-PTP	W1	4-2
4-4	SOUTHEASTERN LA	USM-PTP	W2	6-2
4-6	UAB	Birmingham, Ala.	W3	3-1
4-6	UAB	Birmingham, Ala.	L1	2-9
4-9	*Louisville	Louisville, Ky.	W1	25-15
4-9	*Louisville	Louisville, Ky.	W2	5-3
4-10	*Louisville	Louisville, Ky.	W3	9-8
4-12	Ole Miss	Oxford, Miss.	L1	13-14
4-15	*Tulane	New Orleans, La.	L2	10-11
4-16	*Tulane	New Orleans, La.	L3	10-12
4-17	*Tulane	New Orleans, La.	W1	14-11
4-19	OLE MISS	USM-PTP	W2	10-9
4-20	OLE MISS	USM-PTP	L1	4-6
4-23	UNO	USM-PTP	W1	2-0
4-24	UNO	USM-PTP	L1	1-3
4-26	Mississippi State	Starkville, Miss.	L2	2-4
4-27	Mississippi State	Starkville, Miss.	W1	4-2
4-30	*VCU	Richmond, Va.	W2	10-0
4-30	*VCU	Richmond, Va.	L1	4-5
5-1	*VCU	Richmond, Va.	W1	8-0

Year-by-Year Results

5-4	SOUTH ALABAMA	USM-PTP	L1	9-14
5-6	*USF	USM-PTP	L2	10-11
5-7	*USF	USM-PTP	W1	15-14
5-8	*USF	USM-PTP	W2	10-9
5-12	MISSISSIPPI STATE	USM-PTP	L1	0-3
5-13	*VIRGINIA TECH	USM-PTP	W1	12-4
5-14	*VIRGINIA TECH	USM-PTP	L1	0-1
5-15	*VIRGINIA TECH	USM-PTP	W1	5-4

Metro Conference Tournament

5-18	Louisville	Louisville, Ky.	W2	10-9
5-19	Virginia Tech	Louisville, Ky.	L1	4-6
5-20	VCU	Louisville, Ky.	W1	8-6
5-21	Charlotte	Louisville, Ky.	W2	5-1
5-21	Tulane	Louisville, Ky.	L1	6-14

*Metro Conference Game

1995

Record: 36-24; Home: 27-7, Away: 7-15, Neutral: 2-2,

Metro: 11-7

Coach Hill Denson, 12th year

Date	Opponent	Site	Streak	Score
2-12	ALABAMA STATE	USM-PTP	W1	5-4
2-12	ALABAMA STATE	USM-PTP	W2	10-0
2-18	SOUTHEASTERN LA.	USM-PTP	W3	8-3
2-20	JACKSON STATE	USM-PTP	W4	10-5
2-21	ALCORN STATE	USM-PTP	W5	10-4
2-22	UNO	New Orleans, La.	W6	11-4
2-24	TENNESSEE TECH	USM-PTP	W7	8-1
2-25	TENNESSEE TECH	USM-PTP	W8	8-0
2-26	TENNESSEE TECH	USM-PTP	W9	7-1
3-3	OHIO STATE	USM-PTP	W10	6-2
3-4	OHIO STATE	USM-PTP	W11	6-0
3-5	OHIO STATE	USM-PTP	W12	8-7
3-8	SE MISSOURI	USM-PTP	W13	11-2
3-10	ARKANSAS	USM-PTP	L1	1-10
3-11	ARKANSAS	USM-PTP	W1	4-3
3-12	ARKANSAS	USM-PTP	L1	2-8
3-14	Middle Tenn. St.	Murfreesboro, Tenn.	L2	5-78
3-15	Middle Tenn. St.	Murfreesboro, Tenn.	L3	5-7
3-17	SW MISSOURI ST.	USM-PTP	W1	11-2
3-18	SW MISSOURI ST.	USM-PTP	L1	0-7
3-19	SW MISSOURI ST.	USM-PTP	L2	6-10
3-21	Southeastern La.	Hammond, La.	W1	8-5
3-24	Minnesota	Minneapolis, Minn.	L1	5-18
3-25	Minnesota	Minneapolis, Minn.	W1	4-3
3-26	Minnesota	Minneapolis, Minn.	L1	3-4
3-28	UAB	Birmingham, Ala.	L2	7-8
3-29	UAB	Birmingham, Ala.	L3	6-13
4-1	*USF	Tampa, Fla.	L4	4-11
4-1	*USF	Tampa, Fla.	W1	4-0
4-2	*USF	Tampa, Fla.	W2	5-4
4-4	UAB	USM-PTP	L1	6-8
4-5	UAB	USM-PTP	L2	2-5

4-7	*VCU	USM-PTP	W1	15-5
4-8	*VCU	USM-PTP	W2	10-6
4-9	*VCU	USM-PTP	W3	6-5
4-11	OLE MISS	USM-PTP	W4	6-4
4-12	GRAMBLING STATE	USM-PTP	W5	6-2
4-14	*TULANE	USM-PTP	W6	8-5
4-15	*TULANE	USM-PTP	L1	3-6
4-16	*TULANE	USM-PTP	W1	12-3
4-18	Ole Miss	Oxford, Miss.	L1	1-3
4-19	Ole Miss	Oxford, Miss.	W1	5-3
4-21	*LOUISVILLE	USM-PTP	W2	8-6
4-22	*LOUISVILLE	USM-PTP	W3	4-2
4-23	*LOUISVILLE	USM-PTP	W4	14-8
4-25	MISSISSIPPI STATE	USM-PTP	W5	9-8
4-26	MISSISSIPPI STATE	USM-PTP	W6	4-3
4-28	*Charlotte	Charlotte, N.C.	L1	1-7
4-29	*Charlotte	Charlotte, N.C.	L2	4-11
4-30	*Charlotte	Charlotte	W1	4-3
5-2	Mississippi State	Starkville, Miss.	L1	6-14
5-3	Mississippi State	Starkville, Miss.	L2	0-9
5-4	UNO	USM-PTP	W1	11-3
5-12	*Virginia Tech	Blacksburg, Va.	L1	3-17
5-13	*Virginia Tech	Blacksburg, Va.	L2	3-9
5-14	*Virginia Tech	Blacksburg, Va.	L3	1-5

Metro Conference Tournament

5-17	Tulane	Charlotte, N.C.	W1	9-3
5-18	Virginia Tech	Charlotte, N.C.	L1	2-3
5-19	Louisville	Charlotte, N.C.	W1	10-0
5-20	USF	Charlotte, N.C.	L1	1-4

*Metro Conference Game

1996

Record: 32-28; Home: 26-12, Away: 6-12, Neutral: 0-4,

Conference USA: 14-10

Coach Hill Denson, 13th year

Date	Opponent	Site	Streak	Score
2-10	GRAMBLING	USM-PTP	W1	8-1
2-11	GRAMBLING	USM-PTP	W2	6-0
2-17	MURRAY STATE	USM-PTP	W3	14-7
2-18	MURRAY STATE	USM-PTP	W4	19-3
Winn-Dixie Showdown				
2-23	LSU	New Orleans, La.	L1	4-7
2-24	UNO	New Orleans, La.	L2	0-3
2-25	Tulane	New Orleans, La.	L3	5-8
3-1	TCU	USM-PTP	W1	4-2
3-2	TCU	USM-PTP	W2	12-1
3-3	TCU	USM-PTP	W3	9-7
3-5	MIDDLE TENNESSEE ST.	USM-PTP	W4	9-8
3-6	MIDDLE TENNESSEE ST.	USM-PTP	W5	23-2
3-9	BAYLOR	USM-PTP	L1	5-6
3-10	BAYLOR	USM-PTP	L2	6-7
3-12	South Alabama	Mobile, Ala.	W1	6-0
3-15	*Charlotte	Charlotte, N.C.	L1	3-5

Year-by-Year Results

3-16	*Charlotte	Charlotte, N.C.	L2	2-11
3-17	*Charlotte	Charlotte, N.C.	W1	11-7
3-19	SW MISSOURI ST.	USM-PTP	W2	5-4
3-20	SW MISSOURI ST.	USM-PTP	W3	7-2
3-22	*USF	USM-PTP	W4	6-5
3-23	*USF	USM-PTP	W5	8-6
3-24	*USF	USM-PTP	L1	7-9
3-28	JACKSON STATE	USM-PTP	W1	15-4
3-29	*LOUISVILLE	USM-PTP	L1	7-11
3-30	*LOUISVILLE	USM-PTP	W1	12-6
3-31	*LOUISVILLE	USM-PTP	W2	9-1
4-2	UNO	New Orleans, La.	L1	2-4
4-3	UNO	USM-PTP	L2	3-9
4-5	*Saint Louis	St. Louis, Mo.	L3	0-2
4-6	*Saint Louis	St. Louis, Mo.	L4	2-3
4-7	*Saint Louis	St. Louis, Mo.	W1	8-3
4-9	Ole Miss	Oxford, Miss.	L1	2-3
4-10	Ole Miss	Oxford, Miss.	L2	3-7
4-12	*UAB	Birmingham, Ala.	L3	3-16
4-13	*UAB	Birmingham, Ala.	L4	5-7
4-14	*UAB	Birmingham, Ala.	W1	10-5
4-16	OLE MISS	USM-PTP	L1	3-11
4-17	OLE MISS	USM-PTP	W1	2-1
4-19	*CINCINNATI	USM-PTP	W2	18-2
4-20	*CINCINNATI	USM-PTP	W3	3-2
4-21	*CINCINNATI	USM-PTP	W4	6-1
4-23	Mississippi State	Starkville, Miss.	L1	1-5
4-24	Mississippi State	Starkville, Miss.	L2	4-5
4-26	WILLIAM CAREY	USM-PTP	L3	0-9
4-27	WILLIAM CAREY	USM-PTP	L4	6-18
4-28	WILLIAM CAREY	USM-PTP	L5	2-7
4-30	MISSISSIPPI STATE	USM-PTP	W1	6-2
5-1	MISSISSIPPI STATE	USM-PTP	L1	1-4
5-3	Tulane	New Orleans, La.	L2	1-10
5-4	Tulane	New Orleans, La.	W1	10-4
5-5	Tulane	New Orleans, La.	W2	7-4
5-7	SOUTH ALABAMA	USM-PTP	W#	6-2
5-10	MEMPHIS	USM-PTP	W4	7-1
5-11	MEMPHIS	USM-PTP	W5	3-2
5-12	*MEMPHIS	USM-PTP	L1	2-6

1996 Conference USA Championship Tournament -

Hattiesburg, Miss.

5-15	MEMPHIS	USM-PTP	W1	9-4
5-16	Tulane	USM-PTP	L1	5-9
5-17	SAINT LOUIS	USM-PTP	W1	9-5
5-18	TULANE	USM-PTP	L1	8-10

*Conference USA Game

1997

Record: 34-23; Home: 23-8; Away: 9-13; Neutral: 2-2;

Conference USA: 16-10

Coach Hill Denson, 14th year

Date	Opponent	Site	Streak	Score
Coca-Cola Classic Tournament at Mobile, Ala.				
2-15	Auburn	Mobile, Ala.	L1	3-4
2-16	Minnesota	Mobile, Ala.	W1	3-2
2-18	ALCORN STATE	USM-PTP	W2	13-4
2-21	MINNESOTA	USM-PTP	L1	1-12
2-22	MINNESOTA	USM-PTP	W1	2-1
2-23	MINNESOTA	USM-PTP	W2	14-2
2-26	UNO	New Orleans, La.	L1	9-10
3-1	CENTENARY	USM-PTP	W1	12-2
3-2	CENTENARY	USM-PTP	W2	5-3
3-4	ARK-LITTLE ROCK	USM-PTP	W3	19-6
3-5	ARK-LITTLE ROCK	USM-PTP	W4	8-3
3-7	SOUTHERN ILLINOIS	USM-PTP	W5	5-4
3-8	SOUTHERN ILLINOIS	USM-PTP	W6	2-1
3-9	SOUTHERN ILLINOIS	USM-PTP	W7	14-11
3-11	Baylor	Waco, Texas	W8	16-7
3-14	*Memphis	Memphis, Tenn.	W9	10-7
3-15	*Memphis	Memphis, Tenn.	W10	4-2
3-16	*Memphis	Memphis, Tenn.	W11	10-5
3-19	UNO	USM-PTP	W12	7-4
3-21	*TULANE	USM-PTP	L1	5-6
3-22	*TULANE	USM-PTP	L2	5-7
3-23	*TULANE	USM-PTP	W1	4-3
3-25	ALABAMA	USM-PTP	L1	14-19
3-28	*Houston	Houston, Texas	W1	9-7
3-29	*Houston	Houston, Texas	L1	4-6
3-30	*Houston	Houston, Texas	L2	11-14
4-1	OLE MISS	USM-PTP	W1	8-7
4-2	OLE MISS	USM-PTP	W2	13-8
4-4	*Cincinnati	Cincinnati, Ohio	W3	13-9
4-5	*Cincinnati	Cincinnati, Ohio	W4	11-5
4-6	*Cincinnati	Cincinnati, Ohio	W5	15-5
4-8	Alabama	Tuscaloosa, Ala.	L1	6-14
4-9	JACKSON STATE	USM-PTP	W1	12-4
4-11	*UAB	USM-PTP	W2	3-2
4-12	*UAB	USM-PTP	W3	8-3
4-13	*UAB	USM-PTP	W4	9-8
4-15	Ole Miss	Oxford, Miss.	L1	6-11
4-16	Ole Miss	Oxford, Miss.	L2	2-3
4-18	*SAINT LOUIS	USM-PTP	W1	19-4
4-19	*SAINT LOUIS	USM-PTP	L1	8-15
4-20	*SAINT LOUIS	USM-PTP	W1	7-1
4-22	Mississippi State	Starkville, Miss.	L1	12-16
4-23	Mississippi State	Starkville, Miss.	L2	2-4
4-25	*Louisville	Louisville, Ky.	L3	8-9
4-26	*Louisville	Louisville, Ky.	W1	14-1
4-29	MISSISSIPPI STATE	USM-PTP	W2	9-4
4-30	MISSISSIPPI STATE	USM-PTP	L1	2-20

Year-by-Year Results

5-2	USF	Tampa, Fla.	L2	2-12
5-3	USF	Tampa, Fla.	L3	11-20
5-4	USF	Tampa, FL	L4	4-8
5-7	SOUTH ALABAMA	USM-PTP	L5	10-12
5-9	*CHARLOTTE	USM-PTP	W1	9-1
5-10	*CHARLOTTE	USM-PTP	W2	7-6
5-11	*CHARLOTTE	USM-PTP	L1	9-14

1997 CONFERENCE USA Championship

Tournament - New Orleans, La.

5-14	Charlotte	New Orleans, La.	L2	9-14
5-15	Cincinnati	New Orleans, La.	W1	5-0
5-16	Tulane	New Orleans, La.	L1	2-6

* Conference USA Game

1998

Record: 30-28; Home: 20-13; Away: 8-11; Neutral: 2-4;

Conference USA: 12-15

Coach Corky Palmer, first year

Date	Opponent	Site	Streak	Score
2-14	NICHOLLS STATE	USM-PTP	W1	1-0 (13)
2-15	NICHOLLS STATE	USM-PTP	W2	9-1 (8)
2-17	TROY STATE	USM-PTP	L1	5-7
2-21	KENTUCKY	USM-PTP	W1	15-10
2-22	KENTUCKY	USM-PTP	L1	6-10
2-24	South Alabama	Mobile, Ala.	L2	8-14

Winn-Dixie Showdown XII -

Louisiana Superdome, New Orleans, La.

2-27	UNO	New Orleans, La.	W1	16-3
2-28	Tulane	New Orleans, La.	L1	1-5
3-1	LSU	New Orleans, La.	L2	4-16
3-4	UNO	New Orleans, La.	W1	19-7
3-6	NORTHERN ILL.	USM-PTP	W2	12-6
3-8	NORTHERN ILL.	USM-PTP	W3	10-4 (7)
3-8	NORTHERN ILL.	USM-PTP	W4	14-11 (7)
3-10	JACKSON STATE	USM-PTP	W5	14-2
3-11	Southeastern La.	Hammond, La.	W6	11-0
3-13	*CINCINNATI	USM-PTP	L1	7-8 (10)
3-14	*CINCINNATI	USM-PTP	W1	4-0
3-15	*CINCINNATI	USM-PTP	W2	13-1 (7)
3-17	SW MO. STATE	USM-PTP	L1	8-9 (11)
3-18	SW MO. STATE	USM-PTP	W1	10-6
3-20	*UAB	Birmingham, Ala.	L1	6-7 (10)
3-21	*UAB	Birmingham, Ala.	L2	7-8 (10)
3-22	*UAB	Birmingham, Ala.	W1	6-3
3-24	Alabama	Tuscaloosa, Ala.	L1	3-13
3-25	UNO	USM-PTP	W1	14-2 (7)
3-27	*LOUISVILLE	USM-PTP	W2	8-3
3-28	*LOUISVILLE	USM-PTP	L1	3-5
3-29	*LOUISVILLE	USM-PTP	L2	4-8
4-3	*MEMPHIS	USM-PTP	W1	3-2
4-4	*MEMPHIS	USM-PTP	W2	13-5
4-5	*MEMPHIS	USM-PTP	W3	10-1
4-7	OLE MISS	USM-PTP	L1	7-19

4-8	OLE MISS	USM-PTP	W1	17-10
4-10	*Charlotte	Charlotte, N.C.	W2	12-5
4-11	*Charlotte	Charlotte, N.C.	L1	8-10
4-12	*Charlotte	Charlotte, N.C.	L2	6-7
4-14	Ole Miss	Oxford, Miss.	W1	10-6
4-15	Ole Miss	Oxford, Miss.	L1	7-15
4-18	*USF	USM-PTP	L2	3-6
4-19	*USF	USM-PTP	L3	0-1 (7)
4-19	*USF	USM-PTP	W1	6-1 (7)
4-21	MISSISSIPPI STATE	USM-PTP	W2	6-1
4-22	MISSISSIPPI STATE	USM-PTP	L1	3-4
4-24	*Saint Louis	St. Louis, Mo.	W1	5-3
4-25	*Saint Louis	St. Louis, Mo.	W2	14-0
4-26	*Saint Louis	St. Louis, Mo.	W3	14-6
4-28	Mississippi State	Starkville, Miss.	L1	0-11
5-1	HOUSTON	USM-PTP	L2	1-3
5-2	HOUSTON	USM-PTP	L3	4-6
5-3	HOUSTON	USM-PTP	L4	5-17
5-5	SOUTH ALABAMA	USM-PTP	W1	8-1
5-8	*Tulane	New Orleans, La.	L1	5-14
5-9	*Tulane	New Orleans, La.	L2	8-21
5-10	*Tulane	New Orleans, La.	L3	3-10

1998 Conference USA Championship Tournament -

Zephyr Field, Metairie, La.

5-13	Charlotte	Metairie, La.	L4	3-13
5-14	Memphis	Metairie, La.	W1	7-6
5-15	Houston	Metairie, La.	W2	6-5
5-16	Charlotte	Metairie, La.	L1	5-6

* Conference USA Game

1999

Record: 40-23; Home: 27-3; Away: 7-14; Neutral: 6-6;

Conference USA: 18-9

Coach Corky Palmer, second year

Date	Opponent	Site	Streak	Score
2-13	JACKSON STATE	USM-PTP	W1	6-0
2-14	JACKSON STATE	USM-PTP	W2	18-8
2-16	SOUTH ALABAMA	USM-PTP	W3	2-1

Winn Dixie Showdown XIII -

Louisiana Superdome, New Orleans, La.

2-19	LSU	New Orleans, La.	L1	2-8
2-20	Tulane	New Orleans, La.	W1	13-6
2-21	UNO	New Orleans, La.	L1	6-10
2-25	MISSOURI	USM-PTP	W1	9-5
2-26	MIDDLE TENN. ST.	USM-PTP	L1	5-10
2-27	MIDDLE TENN. ST.	USM-PTP	W1	7-3
2-28	MIDDLE TENN. ST.	USM-PTP	W2	4-2
3-2	UNO	USM-PTP	W3	13-6
3-3	EASTERN ILLINOIS	USM-PTP	W4	4-3
3-4	EASTERN ILLINOIS	USM-PTP	W5	4-3
3-5	EASTERN ILLINOIS	USM-PTP	W6	7-2
3-9	Alabama	Tuscaloosa, Ala.	L1	3-5
3-10	South Alabama	Mobile, Ala.	L2	5-12

Year-by-Year Results

3-16	NORTHWESTERN STATE	USM-PTP	W1	8-7
3-17	NORTHWESTERN STATE	USM-PTP	W2	10-5
3-19	*SAINT LOUIS	USM-PTP	W3	9-4
3-20	*SAINT LOUIS	USM-PTP	W4	25-10
3-21	*SAINT LOUIS	USM-PTP	W5	10-5
3-23	Ole Miss	Jackson, Miss.	W6	6-4
3-26	*Memphis	Memphis, Tenn.	L1	1-12
3-27	*Memphis	Memphis, Tenn.	L2	2-3
3-28	*Memphis	Memphis, Tenn.	L3	3-6
4-2	*USF	Tampa, Fla.	W1	9-4
4-3	*USF	Tampa, Fla.	W2	3-2
4-4	*USF	Tampa, Fla.	W3	8-4
4-6	OLE MISS	USM-PTP	W4	12-3
4-7	SAMFORD	USM-PTP	L1	8-9
4-9	*UAB	USM-PTP	W1	9-8
4-10	*UAB	USM-PTP	W2	12-6
4-11	*UAB	USM-PTP	W3	2-1
4-13	Ole Miss	Oxford, Miss.	L1	4-5
4-16	*Cincinnati	Cincinnati, Ohio	L2	3-5
4-18	*Cincinnati	Cincinnati, Ohio	W1	5-2
4-18	*Cincinnati	Cincinnati, Ohio	W2	4-3
4-20	NICHOLLS STATE	USM-PTP	W3	13-1
4-21	NICHOLLS STATE	USM-PTP	W4	12-5
4-23	*Houston	Houston, Texas	L1	3-12
4-24	*Houston	Houston, Texas	W1	10-4
4-25	*Houston	Houston, Texas	L1	1-7
4-27	Mississippi State	Starkville, Miss.	L2	3-11
4-28	Mississippi State	Starkville, Miss.	L3	2-9
4-30	*CHARLOTTE	USM-PTP	W1	3-2
5-1	*CHARLOTTE	USM-PTP	W2	7-6
5-2	*CHARLOTTE	USM-PTP	W3	13-6
5-4	Southeastern La.	Hammond, La.	L1	6-10
5-5	Southeastern La.	Hammond, La.	W1	8-3
5-7	*Louisville	Louisville, Ky.	L1	1-5
5-8	*Louisville	Louisville, Ky.	W1	8-6
5-9	*Louisville	Louisville, Ky.	L1	8-14
5-14	*TULANE	USM-PTP	W1	9-8
5-15	*TULANE	USM-PTP	W2	4-3
5-16	*TULANE	USM-PTP	L1	3-8

1999 Conference USA Championship – Millington, Tenn.

5-19	Louisville	Millington, Tenn.	W1	10-5
5-20	Tulane	Millington, Tenn.	L1	4-11
5-21	Louisville	Millington, Tenn.	W1	5-2
5-22	Tulane	Millington, Tenn.	L1	7-13

1999 NCAA Southeast Regional – Tuscaloosa, Ala.

5-28	South Alabama	Tuscaloosa, Ala.	W1	20-13
5-29	Alabama	Tuscaloosa, Ala.	L1	4-10
5-30	South Alabama	Tuscaloosa, Ala.	W1	10-9
5-30	Alabama	Tuscaloosa, Ala.	L1	6-7

* - Conference USA Game

() – Extra Inning Game

2000

Record: 32-26; Home: 23-11; Away: 8-13; Neutral: 1-2;

Conference USA: 15-10

Coach Corky Palmer, third year

Date	Opponent	Site	Streak	Score
2-13	GEORGIA STATE	USM-PTP	L1	2-4
2-14	GEORGIA STATE	USM-PTP	W1	14-8
2-18	at Louisiana-Lafayette	Lafayette, La.	L1	1-4
2-19	at Louisiana-Lafayette	Lafayette, La.	L2	3-5
2-20	at Louisiana-Lafayette	Lafayette, La.	L3	0-8
2-22	LOUISIANA-MONROE	USM-PTP	W1	10-2
2-23	LOUISIANA-MONROE	USM-PTP	L1	4-7
2-25	NICHOLLS STATE	USM-PTP	W1	9-3
2-26	NICHOLLS STATE	USM-PTP	W2	17-5 (7)
2-27	NICHOLLS STATE	USM-PTP	W3	6-0
2-29	OLE MISS	USM-PTP	W4	15-14
3-1	at South Alabama	Mobile, Ala.	W5	5-2
3-4	at UNO	New Orleans, La.	L1	7-8
3-5	UNO	USM-PTP	L2	9-10
3-7	at Middle Tenn. St.	Murfreesboro, Tenn.	W1	7-3
3-8	at Middle Tenn. St.	Murfreesboro, Tenn.	L1	3-7
3-10	BELMONT	USM-PTP	W1	7-6 (13)
3-11	BELMONT	USM-PTP	W2	4-0
3-13	at Ole Miss	Oxford, Miss.	L1	4-12
3-17	*MEMPHIS	USM-PTP	W1	3-2 (10)
3-18	*MEMPHIS	USM-PTP	W2	10-9
3-21	at Alabama	Tuscaloosa, Ala.	L1	5-6 (10)
3-24	*USF	USM-PTP	W1	14-2
3-24	*USF	USM-PTP	W2	14-6
3-26	*USF	USM-PTP	W3	6-4
3-28	SW MISSOURI STATE	USM-PTP	W4	7-5
3-29	SW MISSOURI STATE	USM-PTP	W5	8-4
3-31	*at Saint Louis	St. Louis, Mo.	W6	2-0
4-1	*at Saint Louis	St. Louis, Mo.	W7	4-2 (10)
4-2	*at Saint Louis	St. Louis, Mo.	L1	4-8
4-5	JACKSON STATE	USM-PTP	W1	14-2 (5)
4-5	JACKSON STATE	USM-PTP	W2	15-7
4-7	*LOUISVILLE	USM-PTP	W3	5-2
4-8	*LOUISVILLE	USM-PTP	W4	8-4
4-9	*LOUISVILLE	USM-PTP	W5	15-3
4-11	ALABAMA	USM-PTP	L1	6-8 (11)
4-15	*at Charlotte	Charlotte, N.C.	L2	2-4
4-16	*at Charlotte	Charlotte, N.C.	L3	2-3 (7)
4-19	SOUTH ALABAMA	USM-PTP	L4	4-6
4-21	*at UAB	Birmingham, Ala.	W1	12-1
4-22	*at UAB	Birmingham, Ala.	W2	3-0
4-23	*at UAB	Birmingham, Ala.	L1	7-10
4-25	MISSISSIPPI STATE	USM-PTP	W1	10-6
4-26	MISSISSIPPI STATE	USM-PTP	L1	5-8
4-28	*CINCINNATI	USM-PTP	W1	16-3
4-29	*CINCINNATI	USM-PTP	W2	8-2
4-30	*CINCINNATI	USM-PTP	L1	10-16
5-2	SOUTHEASTERN La.	USM-PTP	L2	5-10

Year-by-Year Results

5-3	at UNO	New Orleans, La.	W1	15-3
5-5	*at Tulane	New Orleans, La.	L1	2-3
5-6	*at Tulane	New Orleans, La.	L2	3-10
5-7	*at Tulane	New Orleans, La.	W1	7-4
5-12	*HOUSTON	USM-PTP	L1	10-15
5-13	*HOUSTON	USM-PTP	L2	1-8
5-14	*HOUSTON	USM-PTP	L3	5-7

2000 Conference USA Championship – St. Petersburg, Fla.

5-17	Cincinnati	St. Petersburg, Fla.	L4	2-7 (10)
5-18	Tulane	St. Petersburg, Fla.	W1	10-9
5-19	UAB	St. Petersburg, Fla.	L1	6-10

2001

Record: 27-32; Home: 16-13; Away: 8-17; Neutral: 3-2;

Conference USA: 11-16

Coch **Corky Palmer**, fourth year

Date	Opponent	Site	Streak	Score
2-9	EVANSVILLE	USM-PTP	W1	6-5
2-10	EVANSVILLE	USM-PTP	L1	0-2
2-11	EVANSVILLE	USM-PTP	L2	3-4
2-13	SOUTH ALABAMA	USM-PTP	L3	9-16
2-16	LOUISIANA-LAFAYETTE	USM-PTP	W1	5-1
2-17	LOUISIANA-LAFAYETTE	USM-PTP	W2	6-4
2-18	LOUISIANA-LAFAYETTE	USM-PTP	W3	4-2
2-20	at Louisiana-Monroe	Monroe, La.	W4	2-0
2-21	at Louisiana-Monroe	Monroe, La.	W5	6-2
2-23	SAMFORD	USM-PTP	W6	5-2
2-24	SAMFORD	USM-PTP	W7	14-4
2-25	SAMFORD	USM-PTP	W8	5-4

Ole Miss Invitational – Oxford, Miss.

3-2	vs. Arizona	Oxford, Miss.	W9	14-4
3-4	at Ole Miss	Oxford, Miss.	L1	2-3
3-7	at UAB	Birmingham, Ala.	L2	2-3
3-8	MISSISSIPPI VALLEY ST.	USM-PTP	W1	15-1
3-10	at UNO	New Orleans, La.	L1	0-3
3-11	UNO	USM-PTP	W1	8-0
3-12	at Southeastern La.	Hammond, La.	W2	4-2
3-16	*at Houston	Houston, Texas	L1	2-4
3-17	*at Houston	Houston, Texas	L2	0-6
3-18	*at Houston	Houston, Texas	L3	3-4
3-19	at South Alabama	Mobile, Ala.	L4	1-14
3-20	JACKSON STATE	USM-PTP	L5	3-5
3-23	*CHARLOTTE	USM-PTP	W1	5-2
3-24	*CHARLOTTE	USM-PTP	W2	11-10
3-25	*CHARLOTTE	USM-PTP	L1	2-5
3-27	UNO	USM-PTP	L2	2-5
3-31	*at Louisville	Louisville, Ky.	L3	3-5
3-31	*at Louisville	Louisville, Ky.	W1	8-3
4-1	*at Louisville	Louisville, Ky.	L1	3-6
4-4	at Alabama	Tuscaloosa, Ala.	L2	4-7
4-6	*SAINT LOUIS	USM-PTP	L3	7-8
4-7	*SAINT LOUIS	USM-PTP	W1	11-5

4-8	*SAINT LOUIS	USM-PTP	W2	6-2
4-9	OLE MISS	USM-PTP	L1	9-11
4-13	*at Memphis	Memphis, Tenn.	L2	1-2
4-14	*at Memphis	Memphis, Tenn.	L3	2-5
4-15	*at Memphis	Memphis, Tenn.	W1	3-2
4-17	at Mississippi State	Starkville, Miss.	W2	6-2
4-18	at Mississippi State	Starkville, Miss.	L1	4-6
4-20	*TULANE	USM-PTP	L2	4-6
4-21	*TULANE	USM-PTP	L3	9-17
4-22	*TULANE	USM-PTP	L4	3-22
4-24	TROY STATE	USM-PTP	L5	4-9
4-25	*at USF	Tampa, Fla.	L6	0-3
4-28	*at USF	Tampa, Fla.	L7	8-17
4-29	*at USF	Tampa, Fla.	W1	5-2
5-2	SOUTHEASTERN La.	USM-PTP	L1	3-10
5-4	*at Cincinnati	Cincinnati, Ohio	L2	5-7
5-5	*at Cincinnati	Cincinnati, Ohio	L3	6-14
5-6	*at Cincinnati	Cincinnati, Ohio	W1	11-2
5-11	*UAB	Birmingham, Ala.	W2	5-1
5-12	*UAB	Birmingham, Ala.	W3	12-1
5-13	*UAB	Birmingham, Ala.	W4	8-6

2001 Conference USA Championship Tournament – Metairie, La.

5-16	Houston	New Orleans, La.	W5	6-2
5-17	USF	New Orleans, La.	W6	18-5
5-19	USF	New Orleans, La.	L1	4-6
5-20	USF	New Orleans, La.	L2	4-7

* - Conference USA Game () - Extra Inning Game

2002

Record: 36-22; Home: 24-9; Away: 9-11; Neutral: 3-2;

Conference USA: 18-11

Coch **Corky Palmer**, fifth year

Date	Opponent	Site	Streak	Score
2-15	LIPSCOMB	USM-PTP	W1	15-2
2-16	LIPSCOMB	USM-PTP	W2	8-5
2-17	LIPSCOMB	USM-PTP	W3	9-2
2-19	SOUTH ALABAMA	USM-PTP	W4	7-3

Bank One Lake Area Classic – Lake Charles, La.

2-22	Louisiana-Monroe	Lake Charles, La.	W5	7-4
2-23	McNeese State	Lake Charles, La.	L1	7-9
2-24	Nebraska	Lake Charles, La.	W1	6-5
2-27	OLE MISS	USM-PTP	W2	5-1
3-1	BUFFALO	USM-PTP	W3	14-5
3-2	BUFFALO	USM-PTP	W4	18-6
3-3	BUFFALO	USM-PTP	L1	5-8
3-5	LOUISIANA-MONROE	USM-PTP	W1	15-2
3-6	LOUISIANA-MONROE	USM-PTP	L1	1-4
3-8	EASTERN ILLINOIS	USM-PTP	W1	5-0
3-9	EASTERN ILLINOIS	USM-PTP	L1	6-11
3-10	EASTERN ILLINOIS	USM-PTP	W1	4-2
3-15	*at TCU	Ft. Worth, Texas	L1	6-8
3-16	*at TCU	Ft. Worth, Texas	W1	10-9 (10)

Year-by-Year Results

3-17	*at TCU	Ft. Worth, Texas	W2	8-3	2-18	at UNO	New Orleans, La.	W3	13-1
3-19	at Ole Miss	Oxford, Miss.	L1	2-7		Coca-Cola Classic – Mobile, Ala.			
3-20	at UNO	New Orleans, La.	L2	8-10	2-22	Northwestern	Mobile, Ala.	L1	1-5
3-22	*CINCINNATI	USM-PTP	W1	2-0	2-22	St. John's	Mobile, Ala.	W1	13-12
3-23	*CINCINNATI	USM-PTP	W2	17-3	2-23	South Alabama	Mobile, Ala.	W2	8-0
3-24	*CINCINNATI	USM-PTP	W3	8-0	2-28	LOUISIANA TECH	USM-PTP	W3	6-2
3-26	South Alabama	Mobile, Ala.	L1	5-6 (10)	3-1	LOUISIANA TECH	USM-PTP.	W4	17-15
3-29	*HOUSTON	USM-PTP	L2	2-3 (10)	3-2	LOUISIANA TECH	USM-PTP	W5	10-4
3-30	*HOUSTON	USM-PTP	W1	8-4	3-4	at Louisiana-Monroe	Monroe, La.	L1	1-8
3-31	*HOUSTON	USM-PTP	L1	6-7 (13)	3-5	at Louisiana-Monroe	Monroe, La.	W1	6-2
4-2	at Alabama	Tuscaloosa, Ala.	L1	3-4	3-7	SOUTHEAST MO. ST.	USM-PTP	L1	2-9
4-5	*at Charlotte	Charlotte, N.C.	W1	9-3	3-8	SOUTHEAST MO. ST.	USM-PTP	W1	7-5
4-6	*at Charlotte	Charlotte, N.C.	W2	10-4	3-9	SOUTHEAST MO. ST.	USM-PTP	W2	14-2
4-7	*at Charlotte	Charlotte, N.C.	W3	7-5 (11)	3-11	TEMPLE	USM-PTP	W3	23-9
4-9	SOUTHEASTERN La.	USM-PTP	W4	6-4	3-14	*SAINT LOUIS	USM-PTP	W4	13-1
4-10	UNO	USM-PTP	W5	13-2	3-15	*SAINT LOUIS	USM-PTP	W5	11-0
4-12	*LOUISVILLE	USM-PTP	W6	7-2	3-16	*SAINT LOUIS	USM-PTP	W6	9-6
4-13	*LOUISVILLE	USM-PTP	L1	1-3	3-18	SOUTH ALABAMA	USM-PTP	L1	2-7
4-14	*LOUISVILLE	USM-PTP	L2	9-11	3-21	*at Louisville	Louisville, Ky.	W1	7-6
4-16	MISSISSIPPI STATE	USM-PTP	L3	2-19	3-22	*at Louisville	Louisville, Ky.	W2	5-4
4-17	MISSISSIPPI STATE	USM-PTP	W1	6-3	3-23	*at Louisville	Louisville, Ky.	L1	6-9
4-19	*at Saint Louis	St. Louis, Mo.	W2	5-0	3-25	Miss. Valley State	Jackson, Miss.	W1	11-0
4-20	*at Saint Louis	St. Louis, Mo.	L1	5-6	3-26	Ole Miss	Oxford, Miss.	L1	3-6
4-24	at Southeastern La.	Hammond, La.	W1	19-5	3-28	*TULANE	USM-PTP	W1	8-6
4-26	*at UAB	Birmingham, Ala.	W2	5-4	3-29	*TULANE	USM-PTP	W2	5-4
4-27	*at UAB	Birmingham, Ala.	W3	7-6	3-30	*TULANE	USM-PTP	L1	4-5
4-28	*at UAB	Birmingham, Ala.	L1	4-5	4-2	at Southeastern La.	Hammond, La.	W1	3-1
4-30	MISS. VALLEY ST.	USM-PTP	W1	9-0	4-4	*at Cincinnati	Cincinnati, Ohio	W2	15-8
5-1	*MEMPHIS	USM-PTP	W2	16-5	4-5	*at Cincinnati	Cincinnati, Ohio	L1	3-7
5-2	*MEMPHIS	USM-PTP	W3	11-2	4-6	*at Cincinnati	Cincinnati, Ohio	W1	3-2
5-3	*MEMPHIS	USM-PTP	W4	9-4	4-9	OLE MISS	USM-PTP	W2	8-2
5-10	*EAST CAROLINA	USM-PTP	W5	12-7	4-11	*CHARLOTTE	USM-PTP	L1	5-8
5-11	*EAST CAROLINA	USM-PTP	W6	5-1	4-12	*CHARLOTTE	USM-PTP	W1	6-2
5-12	*EAST CAROLINA	USM-PTP	L1	7-11	4-13	*CHARLOTTE	USM-PTP	W2	10-8
5-16	*at Tulane	New Orleans, La.	L2	0-7	4-15	UNO	USM-PTP	W3	11-3
5-17	*at Tulane	New Orleans, La.	L3	2-8	4-18	*at Memphis	Memphis, Tenn.	W4	15-4
5-18	*at Tulane	New Orleans, La.	L4	4-7	4-19	*at Memphis	Memphis, Tenn.	W5	7-5

2002 Conference USA Championship Tournament – Kinston, N.C.

5-21	vs. Tulane	Kinston, N.C.	W1	7-3
5-22	vs. Houston	Kinston, N.C.	L1	1-7
5-23	vs. Tulane	Kinston, N.C.	L2	5-12

* - Conference USA Game

() - Extra Inning Game

2003

Record: 47-16; Home: 25-7; Away: 18-8; Neutral: 4-1;

Conference USA: 23-7

Coach Corky Palmer; sixth year

Date	Opponent	Site	Streak	Score
2-14	MCNEESE STATE	USM-PTP	L1	2-4
2-15	MCNEESE STATE	USM-PTP	W1	7-6
2-16	MCNEESE STATE	USM-PTP	W2	8-7
2-18	at UNO	New Orleans, La.	W3	13-1
2-22	Northwestern	Mobile, Ala.	L1	1-5
2-22	St. John's	Mobile, Ala.	W1	13-12
2-23	South Alabama	Mobile, Ala.	W2	8-0
2-28	LOUISIANA TECH	USM-PTP	W3	6-2
3-1	LOUISIANA TECH	USM-PTP.	W4	17-15
3-2	LOUISIANA TECH	USM-PTP	W5	10-4
3-4	at Louisiana-Monroe	Monroe, La.	L1	1-8
3-5	at Louisiana-Monroe	Monroe, La.	W1	6-2
3-7	SOUTHEAST MO. ST.	USM-PTP	L1	2-9
3-8	SOUTHEAST MO. ST.	USM-PTP	W1	7-5
3-9	SOUTHEAST MO. ST.	USM-PTP	W2	14-2
3-11	TEMPLE	USM-PTP	W3	23-9
3-14	*SAINT LOUIS	USM-PTP	W4	13-1
3-15	*SAINT LOUIS	USM-PTP	W5	11-0
3-16	*SAINT LOUIS	USM-PTP	W6	9-6
3-18	SOUTH ALABAMA	USM-PTP	L1	2-7
3-21	*at Louisville	Louisville, Ky.	W1	7-6
3-22	*at Louisville	Louisville, Ky.	W2	5-4
3-23	*at Louisville	Louisville, Ky.	L1	6-9
3-25	Miss. Valley State	Jackson, Miss.	W1	11-0
3-26	Ole Miss	Oxford, Miss.	L1	3-6
3-28	*TULANE	USM-PTP	W1	8-6
3-29	*TULANE	USM-PTP	W2	5-4
3-30	*TULANE	USM-PTP	L1	4-5
4-2	at Southeastern La.	Hammond, La.	W1	3-1
4-4	*at Cincinnati	Cincinnati, Ohio	W2	15-8
4-5	*at Cincinnati	Cincinnati, Ohio	L1	3-7
4-6	*at Cincinnati	Cincinnati, Ohio	W1	3-2
4-9	OLE MISS	USM-PTP	W2	8-2
4-11	*CHARLOTTE	USM-PTP	L1	5-8
4-12	*CHARLOTTE	USM-PTP	W1	6-2
4-13	*CHARLOTTE	USM-PTP	W2	10-8
4-15	UNO	USM-PTP	W3	11-3
4-18	*at Memphis	Memphis, Tenn.	W4	15-4
4-19	*at Memphis	Memphis, Tenn.	W5	7-5
4-20	*at Memphis	Memphis, Tenn.	W6	8-4
4-22	at Mississippi State	Starkville, Miss.	L1	4-6
4-23	at Mississippi State	Starkville, Miss.	W1	5-2
4-25	*UAB	USM-PTP	W2	6-3
4-26	*UAB	USM-PTP	W3	6-3
4-27	*UAB	USM-PTP	W4	2-1
4-30	SOUTHEASTERN LA.	USM-PTP	W5	11-4
5-2	*at East Carolina	Greenville, N.C.	W6	6-3
5-3	*at East Carolina	Greenville, N.C.	L1	6-7
5-4	*at East Carolina	Greenville, N.C.	L2	3-7
5-9	*USF	USM-PTP	W1	2-1
5-10	*USF	USM-PTP	W2	12-2
5-11	*USF	USM-PTP	W3	8-1
5-15	*at Houston	Houston, Texas	W4	19-11
5-16	*at Houston	Houston, Texas	L1	5-6
5-17	*at Houston	Houston, Texas	W1	15-3

Year-by-Year Results

2003 Conference USA Championship Tournament – New Orleans, La.

5-21	vs. Charlotte	New Orleans, La.	W2	13-0
5-22	vs. Houston	New Orleans, La.	W3	7-2
5-24	vs. East Carolina	New Orleans, La.	W4	3-1
5-25	vs. Tulane	New Orleans, La.	W5	7-5

2003 NCAA Hattiesburg Regional Tournament – Hattiesburg, Miss.

5-30	vs. Southern	USM-PTP	L1	3-5
5-31	vs. Murray State	USM-PTP	W1	18-0
5-31	vs. Southern	USM-PTP	W2	18-1
6-1	vs. Baylor	USM-PTP	L1	2-3

* - Conference USA Game

2004

**Record: 45-19; Home: 22-8; Away: 15-8; Neutral: 8-3;
Conference USA: 21-9**

Coch Coach Corky Palmer; seventh year

Date	Opponent	Site	Streak	Score
2-20	N W (La.) State	USM-PTP	W1	12-3
2-21	N W (La.) State	USM-PTP	W2	15-1
2-22	N W (La.) State	USM-PTP	W3	12-8
2-24	South Alabama	USM-PTP	L1	2-9
2-27	Louisiana Tech	Ruston, La.	W1	5-2
2-28	Louisiana Tech	Ruston, La.	W2	5-0
2-29	Louisiana Tech	Ruston, La.	W3	13-4
3-2	Louisiana-Monroe	USM-PTP	W4	10-3
3-3	Louisiana-Monroe	USM-PTP	W5	11-5

Cox Communications Lake Area Classic – Cowboy Field, Lake Charles, La.

3-5	Indiana State	Lake Charles, La.	W6	3-1
3-6	Oklahoma St.	Lake Charles, La.	W7	21-5
3-7	McNeese St.	Lake Charles, La.	W8	6-5
3-10	Alabama	Tuscaloosa, Ala.	L1	3-9
3-12	Eastern Illinois	USM-PTP	W1	10-3
3-13	Eastern Illinois	USM-PTP	W2	12-0
3-14	Eastern Illinois	USM-PTP	W3	11-0
3-16	Southeastern La.	USM-PTP	W4	9-5
3-19	*Houston	USM-PTP	W5	8-3
3-20	*Houston	USM-PTP	L1	6-10
3-21	*Houston	USM-PTP	W1	4-3
3-23	Ole Miss	USM-PTP	W2	8-7
3-26	*USF	Tampa, Fla.	L1	16-7
3-27	*USF	Tampa, Fla.	W1	3-2
3-28	*USF	Tampa, Fla.	W2	9-3
3-31	Miss Valley State	USM-PTP	W3	17-3
4-2	*TCU	USM-PTP	W4	19-6
4-3	*TCU	USM-PTP	W5	4-3
4-4	*TCU	USM-PTP	W6	9-5
4-6	Mississippi State	USM-PTP	L1	9-18
4-7	Mississippi State	USM-PTP	L2	7-9
4-9	*Saint Louis	St. Louis, Mo.	W1	13-1
4-10	*Saint Louis	St. Louis, Mo.	W2	10-3

4-11	*Saint Louis	St. Louis, Mo.	W3	18-3
4-13	Southeastern La.	Hammond, La.	L1	5-3
4-16	*Memphis	USM-PTP	W1	6-2
4-17	*Memphis	USM-PTP	W2	10-5
4-18	*Memphis	USM-PTP	L1	4-5
4-20	Ole Miss	Oxford, Miss.	W1	8-4
4-23	*Tulane	New Orleans, La.	L1	1-17
4-24	*Tulane	New Orleans, La.	L2	5-17
4-25	*Tulane	New Orleans, La.	L3	7-9
4-27	Ole Miss	Jackson, Miss.	W1	6-3
5-1	*UAB	Birmingham, Ala.	L1	5-14
5-1	*UAB	Birmingham, Ala.	W1	7-6
5-2	*UAB	Birmingham, Ala.	W2	6-2
5-4	New Orleans	USM-PTP	L1	1-4
5-7	*Louisville	USM-PTP	W1	5-4
5-8	*Louisville	USM-PTP	W2	15-6
5-9	*Louisville	USM-PTP	W3	3-2
5-14	*Charlotte	Charlotte, N.C.	W4	11-4
5-15	*Charlotte	Charlotte, N.C.	W5	3-1
5-16	*Charlotte	Charlotte, N.C.	W6	12-11
5-20	*East Carolina	USM-PTP	L1	0-9
5-21	*East Carolina	USM-PTP	W1	6-5
5-22	*East Carolina	USM-PTP	L1	0-11

Conference USA Tournament – Cougar Field, Houston, Texas

5-26	Memphis	Houston, Texas	L2	5-10
5-27	Tulane	Houston, Texas	W 1	16-4
5-28	Memphis	Houston, Texas	W2	13-0
5-29	UAB	Houston, Texas	W3	16-10
5-29	UAB	Houston, Texas	W4	9-7
5-30	ITCU	Houston, Texas	L1	1-3

NCAA Baton Rouge Regional Tournament – Alex Box Stadium, Baton Rouge, La.

6-4	Coll. of Charleston	Baton Rouge, La.	W1	6-5
6-5	LSU	Baton Rouge, La.	L1	2-6
6-5	Coll. of Charleston	Baton Rouge, La.	L2	3-7

* - Conference USA Game

2005

**Record: 41-21; Home: 25-7; Away: 13-10; Neutral: 3-4;
Conference USA: 20-10**

Coch Coach Corky Palmer; eighth year

Date	Opponent	Site	Streak	Score
2-18	MARSHALL	USM-PTP	W1	11-2
2-19	MARSHALL	USM-PTP	W2	5-4
2-20	MARSHALL	USM-PTP	W3	17-4
2-22	SOUTH ALABAMA	USM-PTP	L1	6-9

Southern Miss Baseball Tournament – Pete Taylor Park/Hill Denson Field, Hattiesburg, Miss.

2-25	MERCER	USM-PTP	W1	12-6
2-26	MISSOURI STATE	USM-PTP	W2	8-7
2-26	MCNEESE STATE	USM-PTP	L1	2-3
3-1	SOUTHEASTERN La.	USM-PTP	W1	5-2

Year-by-Year Results

Cardinal Classic –

Vincent Beck Stadium, Beaumont, Texas

3-4	UNC Wilmington	Beaumont, Texas	W2	16-4
3-5	Indiana State	Beaumont, Texas	W3	2-1
3-6	Lamar	Beaumont, Texas	W4	5-2 (10)
3-8	Ole Miss	Oxford, Miss.	L1	1-9
3-11	ARKANSAS STATE	USM-PTP	W1	11-6
3-12	ARKANSAS STATE	USM-PTP	W2	13-6
3-13	ARKANSAS STATE	USM-PTP	W3	7-5
3-18	*TCU	Ft. Worth, Texas	L1	9-10
3-19	*TCU	Ft. Worth, Texas	L2	4-5
3-20	*TCU	Ft. Worth, Texas	W1	14-7 (10)
3-22	South Alabama	Mobile, Ala.	W2	17-10
3-23	MISS. VALLEY ST.	USM-PTP	W3	11-4
3-25	*CINCINNATI	USM-PTP	W4	7-6
3-26	*CINCINNATI	USM-PTP	W5	11-3
3-27	*CINCINNATI	USM-PTP	W6	8-6
3-29	ALABAMA	USM-PTP	W7	7-4
4-1	*Memphis	Memphis, Tenn.	W8	7-1
4-2	*Memphis	Memphis, Tenn.	W9	13-3
4-3	*Memphis	Memphis, Tenn.	W10	9-7
4-5	OLE MISS	USM-PTP	W11	10-9
4-8	*East Carolina	Greenville, N.C.	W12	12-6
4-9	*East Carolina	Greenville, N.C.	L1	5-7
4-10	*East Carolina	Greenville, N.C.	L2	6-10
4-12	UNO	USM-PTP	W1	8-1
4-15	*SAINT LOUIS	USM-PTP	W2	10-4
4-16	*SAINT LOUIS	USM-PTP	L1	1-5
4-17	*SAINT LOUIS	USM-PTP	W1	11-4
4-19	Ole Miss	Jackson, Miss.	L1	3-8
4-23	*TULANE	USM-PTP	L2	4-18
4-23	*TULANE	USM-PTP	L3	2-11
4-24	*TULANE	USM-PTP	W1	10-0
4-26	Mississippi State	Starkville, Miss.	L1	4-5
4-27	Mississippi State	Starkville, Miss.	W1	6-1
4-30	*Louisville	Louisville, Ky.	W2	6-3
4-30	*Louisville	Louisville, Ky.	W3	4-3
4-31	*Louisville	Louisville, Ky.	L1	5-6
5-3	Louisiana-Monroe	Jackson, Miss.	W1	4-2 (15)
5-4	Southeastern La.	Jackson, Miss.	L1	2-4
5-6	*UAB	USM-PTP	W1	4-3
5-7	*UAB	USM-PTP	L1	6-8
5-8	*UAB	USM-PTP	W1	8-7
5-13	*USF	USM-PTP	W2	18-8
5-14	*USF	USM-PTP	W3	8-6
5-15	*USF	USM-PTP	W4	8-7
5-17	UNO	New Orleans, La.	L1	9-12
5-19	*Houston	Houston, Texas	W1	10-5
5-20	*Houston	Houston, Texas	L1	7-11
5-21	*Houston	Houston, Texas	W1	11-7

Conference USA Tournament – Pete Taylor Park/Hill

Denson Field, Hattiesburg, Miss.

5-25	USF	USM-PTP	W2	5-3
------	-----	---------	----	-----

5-26	TCU	USM-PTP	L1	0-8
5-27	USF	USM-PTP	W1	9-3
5-28	TCU	USM-PTP	L1	7-13

NCAA Oxford Regional Tournament –

Oxford University Stadium/Swayze Field – Oxford,

Miss.

6-3	Oklahoma	Oxford, Miss.	L2	4-5
6-4	Maine	Oxford, Miss.	L3	2-12

* - Conference USA Game

2006

Record: 39-23; Home: 27-6; Away: 8-12; Neutral: 4-5;

Conference USA: 13-11

Coach Corky Palmer; ninth year

Date	Opponent	Site	Streak	Score
2-15	NICHOLLS STATE	USM-PTP	W1	5-2
Coca-Cola Classic – Stanky Field, Mobile, Ala				
2-17	Wichita State	Mobile, Ala.	W2	6-5
2-18	Stetson	Mobile, Ala.	W3	6-1
2-19	South Alabama	Mobile, Ala.	L1	3-6
2-21	MISS. VALLEY ST.	USM-PTP	W1	11-3
2-24	BIRMINGHAM-SO.	USM-PTP	L1	4-8
2-26	BIRMINGHAM-SO.	USM-PTP	W1	13-3 (7)
2-26	BIRMINGHAM-SO.	USM-PTP	W2	6-5
3-1	Southeastern La.	Hammond, La.	W3	8-7
3-3	ILLINOIS STATE	USM-PTP	L1	2-4
3-4	ILLINOIS STATE	USM-PTP	W1	4-3
3-5	ILLINOIS STATE	USM-PTP	W2	15-3
3-7	LA.-MONROE	USM-PTP	W3	18-5
3-8	Louisiana Tech	Jackson, Miss.	L1	7-12
3-10	BUFFALO	USM-PTP	W1	13-3
3-11	BUFFALO	USM-PTP	W2	21-3
3-12	BUFFALO	USM-PTP	W3	14-2
3-15	Alabama	Tuscaloosa, Ala.	L1	3-13
3-17	TROY	USM-PTP	W1	5-1
3-18	TROY	USM-PTP	W2	3-2 (11)
3-19	TROY	USM-PTP	W3	6-1
3-21	SOUTH ALABAMA	USM-PTP	W4	7-4
3-22	Louisiana-Monroe	Monroe, La.	L1	1-2
3-24	*UAB	Birmingham, Ala.	W1	8-2
3-25	*UAB	Birmingham, Ala.	W2	7-4
3-26	*UAB	Birmingham, Ala.	W3	12-1 (7)
3-28	Ole Miss	Oxford, Miss.	L1	8-9
3-31	*MEMPHIS	USM-PTP	L2	4-5
4-1	*MEMPHIS	USM-PTP	W1	8-7
4-2	*MEMPHIS	USM-PTP	L1	6-15
4-4	OLE MISS	Pearl, Miss.	W1	13-6
4-7	Dallas Baptist	Dallas, Texas	W2	12-9
4-7	Dallas Baptist	Dallas, Texas	W3	19-7
4-8	Dallas Baptist	Dallas, Texas	L1	4-5
4-11	SOUTHEASTERN LA	USM-PTP	W1	12-2 (7)
4-14	*HOUSTON	USM-PTP	L1	7-24
4-15	*HOUSTON	USM-PTP	L2	5-13

Year-by-Year Results

4-16	*HOUSTON	USM-PTP	W1	14-7	3-13	SOUTHEASTERN La	USM-PTP	L1	2-6
4-19	ALCORN STATE	USM-PTP	W2	14-1	3-14	South Alabama	Mobile, AL	L2	8-10
4-21	*Rice	Houston, Texas	L1	3-12	3-16	KENT STATE	USM-PTP	W1	5-2
4-22	*Rice	Houston, Texas	L2	1-5	3-17	KENT STATE	USM-PTP	W2	2-1
4-23	*Rice	Houston, Texas	L3	3-5	3-18	KENT STATE	USM-PTP	W3	7-4
4-25	MISSISSIPPI STATE	USM-PTP	W1	13-6	3-20	Louisiana-Monroe	Pearl, MS	W4	9-5
4-26	MISSISSIPPI STATE	USM-PTP	W2	6-3	3-23	* RICE	USM-PTP	W5	9-3
4-28	*Marshall	Charleston, W.Va.	L1	3-6	3-24	* RICE	USM-PTP	L1	3-5
4-29	*Marshall	Charleston, W.Va.	W1	19-4 (7)	3-25	* RICE	USM-PTP	L2	5-18
4-30	*Marshall	Charleston, W.Va.	W2	5-0	3-27	Ole Miss	Pearl, MS	L3	5-6
5-5	*EAST CAROLINA	USM-PTP	W3	11-10 (11)	3-30	* Memphis	Memphis, TN	L4	1-8
5-6	*EAST CAROLINA	USM-PTP	W4	8-5	4-1	* Memphis	Memphis, TN	L5	5-7
5-7	*EAST CAROLINA	USM-PTP	W5	10-1	4-1	* Memphis	Memphis, TN	L6	5-8
5-12	*Tulane	Metairie, La.	L1	1-2	4-3	NICHOLLS STATE	USM-PTP	W1	13-5
5-13	*Tulane	Metairie, La.	L2	9-10	4-6	* UCF	Orlando, FL	L1	4-5
5-14	*Tulane	Metairie, La.	L3	4-5	4-7	* UCF	Orlando, FL	W1	8-3
5-18	*UCF	USM-PTP	W1	4-3 (10)	4-8	* UCF	Orlando, FL	W2	10-0
5-19	*UCF	USM-PTP	W2	9-0	4-11	OLE MISS	USM-PTP	W3	4-2
5-20	*UCF	USM-PTP	W3	18-3 (7)	4-13	* TULANE	USM-PTP	L1	5-7

Conference USA Tournament – Reckling Park, Houston, Texas

5-24	Memphis	Houston, Texas	W4	6-2
5-25	Rice	Houston, Texas	L1	1-5
5-26	Memphis	Houston, Texas	L2	5-8

NCAA Tuscaloosa Regional Tournament – Sewell-Thomas Stadium – Tuscaloosa, Ala.

6-2	Troy	Tuscaloosa, Ala.	L3	8-10
6-3	Jacksonville State	Tuscaloosa, Ala.	W1	6-2
6-4	Troy	Tuscaloosa, Ala.	L1	5-6

* - Conference USA Game

2007

Record: 39-23; Home: 23-7; Away: 10-13; Neutral: 6-4;

Conference USA: 14-10

Coach Corky Palmer; 10th year

Date	Opponent	Site	Streak	Score
2-16	SOUTHERN ILLINOIS	USM-PTP	W1	9-0
2-17	LOUISVILLE	USM-PTP	W2	6-5
2-18	NORTHWESTERN STATE	USM-PTP	W3	10-7
2-20	SOUTH ALABAMA	USM-PTP	W4	6-1
2-21	NEW ORLEANS	USM-PTP	W5	4-1

Screentech Wireless Classic – Northcutt Field, Dothan, AL

2-23	Georgia Southern	Dothan, AL	W6	7-1
2-24	Indiana	Dothan, AL	W7	15-4
2-25	Troy	Dothan, AL	L1	2-3
2-28	Southeastern La	Hammond, LA	W1	4-2
3-2	LOUISIANA-LAFAYETTE	USM-PTP	W2	7-4
3-3	LOUISIANA-LAFAYETTE	USM-PTP	L1	0-4
3-4	LOUISIANA-LAFAYETTE	USM-PTP	W1	1-0
3-6	Alabama	Pearl, MS	W2	5-0
3-9	LSU	Baton Rouge, LA	L1	1-2
3-10	LSU	Baton Rouge, LA	L2	8-15
3-11	LSU	Baton Rouge, LA	W1	5-3

3-13	SOUTHEASTERN La	USM-PTP	L1	2-6
3-14	South Alabama	Mobile, AL	L2	8-10
3-16	KENT STATE	USM-PTP	W1	5-2
3-17	KENT STATE	USM-PTP	W2	2-1
3-18	KENT STATE	USM-PTP	W3	7-4
3-20	Louisiana-Monroe	Pearl, MS	W4	9-5
3-23	* RICE	USM-PTP	W5	9-3
3-24	* RICE	USM-PTP	L1	3-5
3-25	* RICE	USM-PTP	L2	5-18
3-27	Ole Miss	Pearl, MS	L3	5-6
3-30	* Memphis	Memphis, TN	L4	1-8
4-1	* Memphis	Memphis, TN	L5	5-7
4-1	* Memphis	Memphis, TN	L6	5-8
4-3	NICHOLLS STATE	USM-PTP	W1	13-5
4-6	* UCF	Orlando, FL	L1	4-5
4-7	* UCF	Orlando, FL	W1	8-3
4-8	* UCF	Orlando, FL	W2	10-0
4-11	OLE MISS	USM-PTP	W3	4-2
4-13	* TULANE	USM-PTP	L1	5-7
4-15	* TULANE	USM-PTP	W1	5-2
4-15	* TULANE	USM-PTP	L1	1-7
4-18	LOUISIANA-MONROE	USM-PTP	W1	16-4
4-20	* UAB	USM-PTP	L1	1-6
4-21	* UAB	USM-PTP	W1	6-4
4-22	* UAB	USM-PTP	W2	8-4
4-24	Mississippi State	Starkville, MS	L1	2-11
4-25	Mississippi State	Starkville, MS	L2	4-7
4-27	* East Carolina	Greenville, NC	W1	6-3
4-28	* East Carolina	Greenville, NC	W2	5-1
4-29	* East Carolina	Greenville, NC	L1	3-6
5-4	* MARSHALL	USM-PTP	W1	8-4
5-5	* MARSHALL	USM-PTP	W2	18-3
5-6	* MARSHALL	USM-PTP	W3	9-2
5-12	DALLAS BAPTIST	USM-PTP	W4	4-3
5-12	DALLAS BAPTIST	USM-PTP	W5	9-8
5-13	DALLAS BAPTIST	USM-PTP	W6	12-1
5-15	New Orleans	New Orleans, LA	W7	9-4
5-17	* Houston	Houston, TX	W8	6-0
5-18	* Houston	Houston, TX	W9	4-0
5-19	* Houston	Houston, TX	W10	7-2

Conference USA Tournament –

Clark-LeClair Stadium, Greenville, NC

5-23	UAB	Greenville, NC	W11	9-5
5-24	East Carolina	Greenville, NC	L1	1-2
5-25	Tulane	Greenville, NC	L2	2-6

NCAA Oxford Regional Tournament

Oxford University Stadium/Swayze Field –

Oxford, Miss.

6-1	Troy	Oxford, MS	W1	14-1
6-2	Ole Miss	Oxford, MS	L1	4-0
6-3	Sam Houston State	Oxford, MS	L2	11-12 (11)

Year-by-Year Results

2008

Record: 42-22; Home: 25-6; Away: 10-14; Neutral: 7-2;

Conference USA: 15-9

Coach Corky Palmer; 11th year

Date	Opponent	Site	Streak	Score
2-22	LIPSCOMB	USM-PTP	W1	3-1
2-23	LIPSCOMB	USM-PTP	W2	6-3
2-24	LIPSCOMB	USM-PTP	W3	9-8
2-26	LOUISIANA MONROE	USM-PTP	L1	1-4
2-27	SOUTH ALABAMA	USM-PTP	W1	4-2
2-29	Louisiana-Lafayette	Lafayette, La.	W2	6-0
3-1	Miami (Ohio)	Lafayette, La.	W3	4-1
3-2	Louisiana-Lafayette	Lafayette, La.	L1	0-2
3-4	Ole Miss	Oxford, Miss.	L2	5-8
3-7	Cal- State Fullerton	Fullerton, Calif.	L3	1-4
3-8	Cal-State Fullerton	Fullerton, Calif.	L4	3-8
3-9	Cal-State Fullerton	Fullerton, Calif.	L5	16-9
3-12	New Orleans	New Orleans	W1	9-4
3-14	CAL-ST. NORTHRIDGE	USM-PTP	W2	6-2
3-15	LIBERTY	USM-PTP	W3	5-0
3-16	CAL-ST. NORTHRIDGE	USM-PTP	W4	6-2
3-18	SOUTHEASTERN LA	USM-PTP	W5	12-4
3-19	Louisiana Monroe	Monroe, La.	W6	7-5
3-21	* CENTRAL FLORIDA	USM-PTP	W7	8-4
3-22	* CENTRAL FLORIDA	USM-PTP	L1	4-15
3-23	* CENTRAL FLORIDA	USM-PTP	W1	10-6
3-25	vs. Ole Miss	Pearl, Miss.	W2	3-2(10)
3-28	* Rice	Houston	W3	1-0
3-29	* Rice	Houston	L1	0-9
3-30	* Rice	Houston	W1	8-7
4-1	TROY	USM-PTP	W2	7-4
4-2	TROY	USM-PTP	W3	7-5
4-5	* EAST CAROLINA	USM-PTP	W4	6-5(13)
4-5	* EAST CAROLINA	USM-PTP	L1	2-4
4-6	* EAST CAROLINA	USM-PTP	L2	3-11
4-9	LSU	USM-PTP	L3	4-8
4-11	ARKANSAS STATE	USM-PTP	W1	6-3
4-12	ARKANSAS STATE	USM-PTP	W2	8-7
4-13	ARKANSAS STATE	USM-PTP	W3	6-3
4-15	MISSISSIPPI VALLEY ST	USM-PTP	W4	11-0
4-16	vs. Alabama	Pearl, Miss.	W5	6-3
4-17	* Tulane	New Orleans	L1	3-4
4-18	* Tulane	New Orleans	L2	2-4
4-19	* Tulane	New Orleans	W1	10-8
4-22	MISSISSIPPI STATE	USM-PTP	W2	11-7
4-23	MISSISSIPPI STATE	USM-PTP	W3	11-8
4-25	* HOUSTON	USM-PTP	W4	12-9
4-26	* HOUSTON	USM-PTP	W5	4-3
4-27	* HOUSTON	USM-PTP	W6	7-6
4-29	NEW ORLEANS	USM-PTP	L1	3-9
4-30	Southeastern La.	Hammond, La.	W1	12-7
5-2	* Marshall	Hunington, WV	L1	10-16
5-3	* Marshall	Hunington, WV	W1	12-8

5-4	* Marshall	Hunington, WV	W2	5-0
5-9	* MEMPHIS	USM-PTP	W4	21-3
5-10	* MEMPHIS	USM-PTP	W5	12-6
5-11	* MEMPHIS	USM-PTP	W6	13-0 (7)
5-13	South Alabama	Mobile, Ala.	L1	5-16 (7)
5-16	UAB	Birmingham, Ala.	L2	0-6
5-17	UAB	Birmingham, Ala.	W1	8-5
5-18	UAB	Birmingham, Ala.	L1	2-12 (7)

Conference USA Tournament – Turchin Stadium, New Orleans

5-21	Central Florida	New Orleans	W1	8-5
5-23	Marshall	New Orleans	W2	5-3
5-24	Marshall	New Orleans	L1	3-6
5-25	Marshall	New Orleans	L2	3-5

NCAA Baton Rouge Regional Tournament

Alex Box Stadium, Baton Rouge, La

5-30	New Orleans	Baton Rouge, La.	W1	13-6
5-31	LSU	Baton Rouge, La.	L1	4-13
6-1	New Orleans	Baton Rouge, La.	W1	8-2
6-1	LSU	Baton Rouge, La.	L1	4-11

* - Conference USA Game

2009

Record: 40-26; Home: 21-17; Away: 16-7; Neutral: 3-2;

Conference USA: 12-12

Coach Corky Palmer; 12th year

2-20	LEHIGH	USM-PTP	W1	18-1
2-21	LEHIGH	USM-PTP	W2	13-0
2-22	LEHIGH	USM-PTP	W3	12-2
2-24	NEW ORLEANS	USM-PTP	W4	13-5
2-25	SOUTH ALABAMA	USM-PTP	W5	12-0
2-27	LOUISIANA LAFAYETTE	USM-PTP	W6	10-1
2-28	LOUISIANA LAFAYETTE	USM-PTP	W7	13-6
3-1	LOUISIANA LAFAYETTE	USM-PTP	L1	5-7
3-4	La. Monroe	Monroe, La	W1	4-2 (10)
3-6	CAL STATE FULLERTON	USM-PTP	L1	2-15
3-7	CAL STATE FULLERTON	USM-PTP	L2	6-11
3-8	CAL STATE FULLERTON	USM-PTP	L3	3-11
3-10	Univ. of New Orleans	New Orleans	W1	5-2
3-13	LOUISIANA TECH	USM-PTP	W2	5-4
3-14	LOUISIANA TECH	USM-PTP	W3	24-3
3-15	LOUISIANA TECH	USM-PTP	L1	4-11
3-17	vs Mississippi State	Pearl, Miss	W1	10-7
3-18	N. COLORADO	USM-PTP	L1	7-8
3-20	* RICE	USM-PTP	L2	3-4
3-21	* RICE	USM-PTP	L3	4-16
3-22	* RICE	USM-PTP	W1	5-4
3-24	LA MONROE	USM-PTP	L1	2-9
3-27	* Central Florida	Orlando	W1	6-3
3-28	* Central Florida	Orlando	W2	26-10
3-28	* Central Florida	Orlando	W3	19-1
4-1	Troy	Troy, Ala	W4	10-4 (7)
4-1	Troy	Troy, Ala	W5	8-0 (7)

Year-by-Year Results

4-3	* MARSHALL	USM-PTP	W6	4-2
4-4	* MARSHALL	USM-PTP	L1	6-7
4-5	* MARSHALL	USM-PTP	W1	8-7
4-8	Mississippi State	Starkville, Miss	L1	6-7
4-10	* Houston	Houston	W1	13-8
4-11	* Houston	Houston	W2	3-1
4-11	* Houston	Houston	L1	3-4
4-14	JACKSON STATE	USM-PTP	W1	16-2
4-17	* UAB	USM-PTP	W2	7-4
4-18	* UAB	USM-PTP	L1	5-11
4-18	* UAB	USM-PTP	L2	1-4
4-21	MISS. VALLEY	USM-PTP	W1	13-5
4-22	OLE MISS	USM-PTP	L1	4-8
4-24	* East Carolina	Greenville, NC	L2	6-7
4/25	* East Carolina	Greenville, NC	L3	5-13
4-25	* East Carolina	Greenville, NC	W1	2-1
4-28	vs Ole Miss	Pearl, Miss	W2	6-4
5-1	* TULANE	USM-PTP	L1	2-7
5-2	* TULANE	USM-PTP	W1	9-7
5-3	* TULANE	USM-PTP	L1	4-8 (5)
5-8	* Memphis	Memphis, Tenn.	L2	4-5
5-9	* Memphis	Memphis, Tenn.	L3	6-16
5-10	* Memphis	Memphis, Tenn.	W1	4-2
5-12	South Alabama	Mobile, Ala.	W2	7-5
5-15	TENNESSEE TECH	USM-PTP	W3	10-2
5-15	TENNESSEE TECH	USM-PTP	L1	1-7
5-16	TENNESSEE TECH	USM-PTP	W1	7-2

Conference USA Tournament

Pete Taylor Park, Hattiesburg, Miss.

5-20	TULANE	USM-PTP	W2	15-2
5-21	EAST CAROLINA	USM-PTP	W3	5-2
5-22	TULANE	USM-PTP	W4	3-1
5-24	RICE	USM-PTP	L1	6-8

NCAA Atlanta Regional Tournament

Russ Chandler Stadium, Atlanta, Ga.

5-29	vs Elon	Atlanta	W1	17-15
5-30	Georgia Tech	Atlanta	W2	10-7
5-31	Georgia Tech	Atlanta	L1	3-10
6-1	Georgia Tech	Atlanta	W1	12-8

NCAA Gainesville Super Regional Tournament

McKethan Stadium, Gainesville, Fla.

6-6	Florida	Gainesville, Fla	W2	9-7
6-7	Florida	Gainesville, Fla	W3	7-6

NCAA College World Series

Rosenblatt Stadium, Omaha, Neb.

6-14	Texas	Omaha, Neb	L1	6-7
6-16	North Carolina	Omaha, Neb.	L2	4-11



2010

Record: 36-24; Home: 20-9; Away: 12-12; Neutral: 4-3;

Conference USA: 14-10

Coach Scott Berry; first year

2-19	NORTHWESTERN STATE	USM-PTP	W1	11-0
2-20	NORTHWESTERN STATE	USM-PTP	W2	7-3
2-21	NORTHWESTERN STATE	USM-PTP	L1	5-7
2-24	MISS.VALLEY STATE	USM-PTP	W1	20-2
2-26	LEMOYNE	USM-PTP	L1	2-6
2-27	LEMOYNE	USM-PTP	W1	10-3
2-28	LEMOYNE	USM-PTP	L1	11-12
3-3	LOUISIANA-MONROE	USM-PTP	W1	14-5
3-5	Louisiana-Lafayette	Lafayette, La.	W2	4-0
3-6	Louisiana-Lafayette	Lafayette, La.	W3	6-1
3-7	Louisiana-Lafayette	Lafayette, La.	L1	6-10
3-12	MISSOURI STATE	USM-PTP	W1	4-3
3-13	MISSOURI STATE	USM-PTP	W2	6-0
3-14	MISSOURI STATE	USM-PTP	W3	13-4
3-16	NEW ORLEANS	USM-PTP	W4	11-2
3-17	at Louisiana-Monroe	Monroe, La.	W5	8-7
3-19	at Louisiana Tech	Ruston, La.	L1	3-4
3-20	at Louisiana Tech	Ruston, La.	W1	15-7
3-23	vs. Ole Miss	Pearl, Miss.	L1	6-11
3-26	*UAB	Birmingham, Ala.	L2	2-4
3-27	*UAB	Birmingham, Ala.	L3	8-13
3-27	*UAB	Birmingham, Ala.	W1	14-3
3-30	South Alabama	Mobile, Ala.	L1	13-14
4-1	ST. MARY'S	USM-PTP	L2	11-19
4-2	ST. MARY'S	USM-PTP	W1	4-3
4-3	ST. MARY'S	USM-PTP	W2	15-7 (6)
4-7	LSU	Metairie, La.	L1	5-6 (12)
4-9	*UCF	USM-PTP	L2	3-7
4-10	*UCF	USM-PTP	L3	10-11 (10)
4-11	*UCF	USM-PTP	L4	8-9
4-13	New Orleans	New Orleans, La.	W1	3-2
4-16	*Marshall	Charleston, W.Va.	W2	16-7
4-17	*Marshall	Charleston, W.Va.	L1	3-6
4-18	*Marshall	Charleston, W.Va.	L2	3-6
4-20	Ole Miss	Oxford, Miss.	L3	2-7
4-23	*HOUSTON	USM-PTP	W1	10-9
4-24	*HOUSTON	USM-PTP	W2	13-4
4-25	*HOUSTON	USM-PTP	W3	8-5
4-28	SOUTH ALABAMA	USM-PTP	W4	15-5
4-30	*Tulane	New Orleans, La.	W5	16-2
5-1	*Tulane	New Orleans, La.	W6	4-2
5-2	*Tulane	New Orleans, La.	W7	13-9
5-5	vs. Mississippi State	Pearl, Miss.	W8	14-3
5-7	*EAST CAROLINA	USM-PTP	W9	14-4
5-8	*EAST CAROLINA	USM-PTP	W10	8-2
5-9	*EAST CAROLINA	USM-PTP	W11	7-6
5-15	*Rice	Houston, Texas	W12	11-10
5-15	*Rice	Houston, Texas	L1	2-10
5-16	*Rice	Houston, Texas	L2	14-21

Year-by-Year Results

5-18	MISSISSIPPI STATE	USM-PTP	L3	9-16	4-16	NEW ORLEANS	USM-PTP	W4	14-1
5-20	*MEMPHIS	USM-PTP	W1	9-3	4-17	NEW ORLEANS	USM-PTP	W5	1-0
5-21	*MEMPHIS	USM-PTP	L1	8-10	4-20	vs. LSU	Metairie, La.	L1	6-8
5-22	*MEMPHIS	USM-PTP	W1	5-3	4-22	*MARSHALL	USM-PTP	W1	8-7

Conference USA Tournament

Cougar Field, Houston, Texas

5-26	vs. Memphis	Houston, Texas	W2	8-2	4-26	ALABAMA	USM-PTP	L1	3-7
5-27	vs. East Carolina	Houston, Texas	L1	1-8	4-29	*East Carolina	USM-PTP	W1	3-1
5-28	Houston	Houston, Texas	W1	10-6	4-30	*East Carolina	USM-PTP	W2	5-0
5-29	vs. Rice	Houston, Texas	W2	7-4	5-1	*East Carolina	USM-PTP	L1	6-7

NCAA Tournament

Plainsman Park, Auburn, Ala.

6-4	vs. Clemson	Auburn, Ala.	L1	1-10	5-4	South Alabama	Mobile, Ala.	W1	7-4
6-5	vs. Jacksonville State	Auburn, Ala.	W1	19-6	5-6	*UAB	USM-PTP	W2	4-2
6-6	Auburn	Auburn, Ala.	L1	8-17	5-7	*UAB	USM-PTP	W3	13-4

2011

Record: 39-19; Home: 23-5; Away: 12-9; Neutral: 4-5;

Conference USA: 16-8

Coach Scott Berry; second year

2-18	EASTERN ILLINOIS	USM-PTP	W1	6-2	5-13	*Houston	Houston, Texas	W5	6-5
2-19	EASTERN ILLINOIS	USM-PTP	W2	9-1	5-14	*Houston	Houston, Texas	L1	5-6
2-20	EASTERN ILLINOIS	USM-PTP	W3	6-0	5-15	*Houston	Houston, Texas	L2	1-6
2-22	LOUISIANA-MONROE	USM-PTP	W4	8-5	5-19	*RICE	USM-PTP	L3	0-4
2-23	ALCORN STATE	USM-PTP	W5	11-5	5-20	*RICE	USM-PTP	L4	2-16
2-25	Troy	Troy, Ala.	L1	3-4	5-21	*RICE	USM-PTP	W1	7-3
2-26	Troy	Troy, Ala.	W1	4-1	Conference USA Tournament				
2-27	Troy	Troy, Ala.	L1	4-13	Trustmark Park, Pearl, Miss.				
3-2	Alabama	Tuscaloosa, Ala.	W1	10-4	5-25	vs. Tulane	Pearl, Miss.	W2	6-1
3-6	LOUISIANA-LAFAYETTE	USM-PTP	W2	6-5	5-26	vs. Houston	Pearl, Miss.	L1	6-7
3-6	LOUISIANA-LAFAYETTE	USM-PTP	L1	4-8 (7)	5-27	vs. East Carolina	Pearl, Miss.	L2	0-4
3-11	MISSOURI STATE	USM-PTP	W1	10-4	NCAA Tournament				
3-12	MISSOURI STATE	USM-PTP	W2	13-3	Russ Chandler Stadium, Atlanta, Ga.				
3-13	MISSOURI STATE	USM-PTP	W3	12-1	6-3	vs. Mississippi State	Atlanta, Ga.	L3	0-3
3-15	Northwestern State	Natchitoches, La.	W4	9-2	6-4	at Georgia Tech	Atlanta, Ga.	L4	2-6
3-18	College of Charleston	Charleston, S.C.	W5	7-2	2012				
3-19	vs. Rhode Island	Charleston, S.C.	W6	4-3 (15)	Record: 32-24; Home: 20-8; Away: 9-11; Neutral: 3-5;				
3-20	vs. Connecticut	Charleston, S.C.	W7	6-3	Conference USA: 14-10				
3-22	Louisiana-Monroe	Monroe, La.	L1	2-7	Coach Scott Berry; third year				
3-23	SOUTH ALABAMA	USM-PTP	W1	15-3	2-17	NICHOLLS STATE	USM-PTP	L1	4-5
3-25	*TULANE	USM-PTP	W2	16-4	2-19	NICHOLLS STATE	USM-PTP	W1	5-1
3-26	*TULANE	USM-PTP	L1	15-16 (10)	2-19	NICHOLLS STATE	USM-PTP	W2	5-2
3-27	*TULANE	USM-PTP	W1	12-0 (7)	2-22	Louisiana-Monroe	Monroe, La.	L1	1-2
3-30	Ole Miss	USM-PTP	W2	4-3 (10)	2-24	TROY	USM-PTP	L2	0-3
4-1	*UCF	Orlando, Fla.	W3	6-5	2-25	TROY	USM-PTP	W1	2-1
4-2	*UCF	Orlando, Fla.	W4	13-2	2-26	TROY	USM-PTP	W2	8-1
4-3	*UCF	Orlando, Fla.	W5	5-2	2-28	MISSISSIPPI VALLEY ST.	USM-PTP	W3	5-1
4-5	vs. Mississippi State	Pearl, Miss.	L1	4-5	2-29	ALABAMA	USM-PTP	W4	14-2
4-8	*Memphis	Memphis, Tenn.	L2	5-6	3-2	vs. Charleston Southern	Auburn, Ala.	W5	16-2
4-9	*Memphis	Memphis, Tenn.	L3	8-16	3-3	vs. Purdue	Auburn, Ala.	L1	9-10
4-10	*Memphis	Memphis, Tenn.	W1	8-5	3-4	Auburn	Auburn, Ala.	W1	5-4
4-12	vs. Ole Miss	Pearl, Miss.	W2	8-6 (12)	3-6	SOUTH ALABAMA	USM-PTP	L1	3-5
4-15	NEW ORLEANS	USM-PTP	W3	11-0	3-9	Louisiana-Lafayette	Lafayette, La.	L2	5-12
					3-10	Louisiana-Lafayette	Lafayette, La.	W1	4-3 (11)
					3-11	Louisiana-Lafayette	Lafayette, La.	W2	11-3
					3-13	Alabama	Tuscaloosa, Ala.	L1	3-8
					3-16	MURRAY STATE	USM-PTP	L2	6-11
					3-17	MURRAY STATE	USM-PTP	W1	9-7

Year-by-Year Results

3-18	MURRAY STATE	USM-PTP	L1	4-6	3-1	Troy	Troy, Ala.	W1	12-4
3-20	Ole Miss	Oxford, Miss.	W1	10-0	3-2	Troy	Troy, Ala.	L1	3-6
3-23	*HOUSTON	USM-PTP	W2	8-0	3-3	Troy	Troy, Ala.	L2	3-8
3-24	*HOUSTON	USM-PTP	W3	17-2 (7)	3-6	South Alabama	Mobile, Ala.	L3	5-6
3-25	*HOUSTON	USM-PTP	L1	5-10	3-8	LOUISIANA-LAFAYETTE	USM-PTP	W1	9-2
3-27	LOUISIANA-MONROE	USM-PTP	W1	7-5	3-9	LOUISIANA-LAFAYETTE	USM-PTP	L1	4-13
3-30	*Rice	Houston, Texas	L1	3-6	3-10	LOUISIANA-LAFAYETTE	USM-PTP	L2	1-9
3-31	*Rice	Houston, Texas	W1	2-1	3-12	vs. Mississippi State	Pearl, Miss.	L3	5-13
4-1	*Rice	Houston, Texas	L1	6-8	3-15	CENTRAL ARKANSAS	USM-PTP	L4	1-3
4-5	ALCORN STATE	USM-PTP	W1	9-7	3-16	CENTRAL ARKANSAS	USM-PTP	L5	3-14
4-6	ALCORN STATE	USM-PTP	W2	13-1	3-17	CENTRAL ARKANSAS	USM-PTP	W1	2-1
4-7	ALCORN STATE	USM-PTP	W3	17-3	3-20	vs. Auburn	Mobile, Ala.	L1	3-4 (11)
4-11	vs. LSU	Metairie, La. (Zephyr Field)	L1	3-8	3-22	*RICE	USM-PTP	W1	10-1
4-13	*UCF	USM-PTP	W1	1-0 (14)	3-23	*RICE	USM-PTP	L1	0-3
4-14	*UCF	USM-PTP	L1	6-11	3-24	*RICE	USM-PTP	L2	3-6
4-15	*UCF	USM-PTP	L2	3-12	3-26	SOUTH ALABAMA	USM-PTP	L3	1-3 (10)
4-18	South Alabama	Mobile, Ala.	L3	7-8	3-28	*UCF	Orlando, Fla.	W1	4-1
4-20	*MEMPHIS	USM-PTP	W1	2-1	3-29	*UCF	Orlando, Fla.	L1	3-4
4-21	*MEMPHIS	USM-PTP	W2	2-0	3-30	*UCF	Orlando, Fla.	W1	4-3
4-22	*MEMPHIS	USM-PTP	W3	2-1	4-5	*TULANE	USM-PTP	L1	2-3
4-24	vs. Mississippi State	Pearl, Miss.	L1	0-5	4-6	*TULANE	USM-PTP	W1	6-2
4-27	*Marshall	Charleston, W.Va.	W1	2-0	4-7	*TULANE	USM-PTP	W2	2-0
4-28	*Marshall	Charleston, W.Va.	L1	1-2	4-9	New Orleans	New Orleans, La.	W3	2-1 (10)
4-29	*Marshall	Charleston, W.Va.	W1	5-3	4-10	NEW ORLEANS	USM-PTP	W4	8-5
5-1	vs. Ole Miss	Pearl, Miss.	L1	0-3	4-12	*MARSHALL	USM-PTP	W5	1-0
5-4	*Tulane	New Orleans, La.	L2	5-9	4-13	*MARSHALL	USM-PTP	W6	4-1
5-5	*Tulane	New Orleans, La.	L3	2-3	4-13	*MARSHALL	USM-PTP	W7	8-7
5-6	*Tulane	New Orleans, La.	L4	3-4	4-16	vs. Ole Miss	Pearl, Miss.	W8	2-1
5-11	*EAST CAROLINA	USM-PTP	W1	1-0	4-19	*Memphis	Memphis, Tenn.	W9	5-3
5-12	*EAST CAROLINA	USM-PTP	W2	5-3	4-20	*Memphis	Memphis, Tenn.	W10	8-1
5-13	*EAST CAROLINA	USM-PTP	W3	5-4 (12)	4-21	*Memphis	Memphis, Tenn.	L1	1-2
5-17	*UAB	Birmingham, Ala.	L1	1-2	4-24	ALABAMA	USM-PTP	L2	4-7
5-18	*UAB	Birmingham, Ala.	W1	11-5	4-26	*UAB	USM-PTP	W1	13-3
5-19	*UAB	Birmingham, Ala.	W2	8-5	4-27	*UAB	USM-PTP	W2	21-6 (7)

Conference USA Tournament Trustmark Park, Pearl, Miss.

5-23	vs. Memphis	Pearl, Miss.	L1	3-14
5-24	vs. Houston	Pearl, Miss.	W1	8-7
5-26	vs. Rice	Pearl, Miss.	W2	4-2

2013

Record: 30-27; Home: 19-12; Away: 8-12; Neutral: 3-3;

Conference USA: 15-9 (Regular Season Co-Champions)

Coach Scott Berry; fourth year

2-15	MISSOURI	USM-PTP	W1	5-2
2-16	MISSOURI	USM-PTP	W2	5-3
2-17	MISSOURI	USM-PTP	W3	6-1
2-19	Alabama	Tuscaloosa, Ala.	L1	8-10
2-22	EASTERN ILLINOIS	USM-PTP	W1	6-3
2-23	MISSOURI STATE	USM-PTP	L1	1-5
2-24	ALCORN STATE	USM-PTP	W1	7-2
2-26	Louisiana-Monroe	Monroe, La.	L1	5-6

5-3	*East Carolina	Greenville, N.C.	L1	3-6
5-4	*East Carolina	Greenville, N.C.	W1	10-9 (11)
5-5	*East Carolina	Greenville, N.C.	L1	2-3
5-10	SIUE	USM-PTP	L2	5-6
5-11	SIUE	USM-PTP	L3	5-6
5-12	SIUE	USM-PTP	W1	9-1
5-14	OLE MISS	USM-PTP	W2	10-3
5-16	*Houston	Houston, Texas	L1	2-3
5-17	*Houston	Houston, Texas	L2	5-7
5-18	*Houston	Houston, Texas	W1	6-5

Conference USA Tournament Reckling Park, Houston, Texas

5-22	vs. Tulane	Houston, Texas	W2	10-7
5-24	vs. Houston	Houston, Texas	W3	4-2
5-25	vs. East Carolina	Houston, Texas	L1	7-8
5-26	Rice	Houston, Texas	L2	4-5 (11)

KP: Kamper Park; **SHP:** Smokie Harrington Park; **USM:** USM Park

PTP: Pete Taylor Park

Postseason Tournaments

NCAA

2011 Atlanta (Ga.) Regional

L/0-3.....Mississippi State
L/2-6.....Georgia Tech

2010 Auburn Regional – Auburn, Ala.

L/1-10.....Clemson
W/19-6.....Jacksonville State
L/8-17.....Auburn

2009 College World Series – Omaha, Neb.

L/6-7.....Texas
L/4-11.....North Carolina

2009 NCAA Super Regional – Gainesville, Fla.

W/9-7.....Florida
W/7-6.....Florida

2009 Atlanta (Ga.) Regional

W/17-15.....Elon
W/10-7.....Georgia Tech
L/3-10.....Georgia Tech
W/12-8.....Georgia Tech

2008 Baton Rouge (La.) Regional

W/13-6.....New Orleans
L/4-13.....LSU
W/8-2.....New Orleans
L/4-11.....LSU

2007 Oxford (Miss.) Regional

W/14-1.....Troy
L/0-4.....Ole Miss
L/11-12.....Sam Houston State

2006 Tuscaloosa (Ala.) Regional

L/8-10.....Troy
W/6-2.....Jacksonville State
L/5-6.....Troy

2005 Oxford (Miss.) Regional

L/4-5.....Oklahoma
L/2-12.....Maine

2004 Baton Rouge (La.) Regional

W/6-5.....College of Charleston
L/2-6.....Louisiana State
L/3-7.....College of Charleston

2003 Hattiesburg Regional

L/3-5.....Southern University
W/18-0.....Murray State
W/18-1.....Southern University
L/2-3.....Baylor

1999 Southeast Regional – Tuscaloosa, Ala.

W/20-13.....South Alabama
L/4-10.....Alabama
W/10-9.....South Alabama
L/6-7.....Alabama

1991 Central Regional – Austin, Texas

L/5-6.....Long Beach State
L/2-18.....Texas

1990 South I Regional – Baton Rouge, La.

L/3-23.....Southern California
W/14-10.....Louisiana-Lafayette
L/3-15.....Houston

Conference USA

2013 - Houston, Texas

W/10-7.....Tulane
W/4-2.....Houston
L/7-8.....East Carolina
L/4-5 (11).....Rice

2012 - Pearl, Miss.

L/3-14.....Memphis
W/8-7.....Houston
W/4-2.....Rice

2011 – Pearl, Miss.

W/6-1.....Tulane
L/6-7 (14).....Houston
L/0-4.....East Carolina

2010 – Houston, Texas

W/9-3.....Memphis
L/1-8.....East Carolina
W/10-6.....Houston
W/7-4.....Rice

2009 – Hattiesburg, Miss.

W/15-2.....Tulane
W/5-2.....East Carolina
W/3-1.....Tulane
L/6-8.....Rice

2008 – New Orleans, La.

W/8-5.....UCF
W/5-3.....Marshall
L/3-6.....Marshall
L/3-5.....Marshall

2007 - Greenville, N.C .

W/9-5.....UAB
L/1-2.....East Carolina
L/2-6.....Tulane

2006 – Houston, Texas (Rice)

W/6-2.....Memphis
L/1-5.....Rice
L/5-8.....Memphis

2005 – Hattiesburg, Miss.

W/5-3.....USF
L/0-8.....TCU
W/9-3.....USF
L/7-13.....TCU

2004 – Houston, Texas (Houston)

L/5-10.....Memphis
W/16-4.....Tulane
W/13-0.....Memphis
W/16-10.....UAB
W/9-7.....UAB
L/1-3.....TCU

Postseason Tournaments

2003 – New Orleans, La.

W/13-0..... Charlotte
 W/7-2..... Houston
 W/3-1..... East Carolina
 W/7-5..... Tulane

2002 – Kinston, N.C.

W/7-3..... Tulane
 L/1-7..... Houston
 L/5-12..... Tulane

2001 – Metairie, La.

W/6-2..... Houston
 W/18-5..... USF
 L/4-6..... USF
 L/4-7..... USF

2000 – St. Petersburg, Fla.

L/2-7..... Cincinnati
 W/10-9..... Tulane
 L/6-10..... UAB

1999 – Millington, Tenn.

W/10-5..... Louisville
 L/4-11..... Tulane
 W/5-2..... Louisville
 L/7-13..... Tulane

1998 – Metairie, La.

L/3-13..... Charlotte
 W/7-6..... Memphis
 W/6-5..... Houston
 L/5-6..... Charlotte

1997 – New Orleans, La.

L/9-14..... Charlotte
 W/5-0..... Cincinnati
 L/2-6..... Tulane

1996 – Hattiesburg, Miss.

W/9-4..... Memphis
 L/5-9..... Tulane
 W/9-5..... Saint Louis
 L/8-10..... Tulane

Metro Conference

1995 – Charlotte, N.C.

W/9-3..... Tulane
 L/2-3..... Virginia Tech
 W/10-0..... Louisville
 L/1-4..... USF

1994 – Louisville, Ky.

W/10-9..... Louisville, Ky.
 L/4-6..... Virginia Tech
 W/8-6..... Virginia Commonwealth
 W/5-1 (10)..... Charlotte
 L/6-14..... Tulane

1993 – Richmond, Va.

L/3-7..... Louisville
 W/12-5..... Louisville
 L/2-11..... Charlotte

1992 – New Orleans, La.

L/4-7..... Tulane
 W/10-3..... Virginia Tech
 L/7-8..... Louisville

1991 – Salem, Va.

W/19-3..... Louisville
 W/11-2..... Memphis
 W/3-1..... Florida State
 L/8-10..... South Carolina
 Co-Champions with Florida State

1990 – Hattiesburg, Miss.

W/5-1..... Louisville
 L/3-4..... Cincinnati
 W/5-2..... Memphis
 L/1-8..... Florida State

1989 – Columbia, S.C.

W/13-3..... Louisville
 W/7-4..... Virginia Tech
 L/7-14..... Florida State
 W/5-0..... Cincinnati
 L/5-6 (12)..... Florida State

1988 – Tallahassee, Fla.

W/11-4..... Memphis
 L/2-4..... South Carolina
 W/10-1..... Cincinnati
 L/2-6..... South Carolina

1987 – Columbia, S.C.

L/1-10..... Memphis
 W/14-9..... Virginia Tech
 L/1-5..... Florida State

1986 – Tallahassee, Fla.

L/1-10..... South Carolina
 W/14-5..... Louisville
 W/11-1..... Cincinnati
 L/2-4..... Memphis

1985 – Tallahassee, Fla.

L/1-13..... South Carolina
 L/9-11..... Cincinnati

1984 – Tallahassee, Fla.

W/4-2..... Tulane
 L/5-8..... South Carolina
 L/5-17..... Virginia Tech

1983 – Tallahassee, Fla.

L/7-14..... Florida State
 L/2-11..... Virginia Tech



All-Americans

ABCA

2003.....Jeff Cook, OF
 Clint King, OF
 1994..... Tommy Davis, 1B
 1992..... Bill Selby, 3B
 1990..... Kevin Young, 3B
 1990..... Fred Cooley, 1B

Baseball America

2008..... Barry Bowden, P, Third Team
 2004..... Jarrett Hoffpauir, 2B, Second Team
 2003..... Jeff Cook, OF, Third Team
 Clint King, OF, Third Team
 1994..... Tommy Davis, 1B, First Team
 1993..... Tommy Davis, 1B, Second Team

CollegeBaseballInsider.com

2004..... Jarrett Hoffpauir, 2B, First Team
 Austin Tubb, RP, First Team
 Ryan Frith, OF, Second Team

College Sports Magazine

1993..... Tommy Davis, 1B, First Team

Louisville Slugger/Collegiate Baseball

2011..... Todd McClinnis, P, Third Team
 2010..... Scott Copeland, P, Third Team
 2005..... Brad Willcutt, C, Third Team
 2004..... Austin Tubb, RP, First Team
 Ryan Frith, OF, Second Team
 Jarrett Hoffpauir, 2B, Third Team
 Matt Shepherd, SS, Third Team
 2003..... Jeff Cook, OF, Third Team
 Clint King, OF, Third Team
 1994..... Tommy Davis, 1B
 1991..... Tony Phillips, P
 Todd Nace, OF

USA Today/Baseball Weekly

2004..... Ryan Frith, OF, Second Team
 Jarrett Hoffpauir, 2B, Second Team
 2003..... Jeff Cook, OF, First Team
 Clint King, OF, First Team

National Collegiate Baseball Writers Association

2010..... B.A. Vollmuth, SS, Third Team
 2009..... Bo Davis, OF, Third Team
 2008..... Tyler Conn, P, First Team
 2007..... Trey Sutton, 1B, Third Team
 2005..... Brad Willcutt, C, First Team
 Daniel Best, RP, Third Team
 2004..... Austin Tubb, RP, First Team
 Jarrett Hoffpauir, 2B, First Team
 Ryan Frith, OF, Second Team
 2003..... Jeff Cook, OF, Second Team
 Austin Tubb, RP, Third Team

Baseball America Freshman

2012..... Mason Robbins, UT, Second Team
 2011..... Jared Bales, C, Second Team
 2009..... Kameron Brundy, OF

Louisville Slugger/Collegiate Baseball Freshman

2012..... Mason Robbins, OF/P
 Bradley Roney, RP
 2009..... Kameron Brundy, OF
 2008..... Todd McClinnis, P
 2006..... Brian Dozier, SS
 Michael Ewing, OF
 2005..... Trey Sutton, 2B
 2004..... Patrick Ezell, P
 2003..... Marc Maddox, 1B
 2002..... Jarrett Hoffpauir, 2B
 Cliff Russum, P
 Matt Shepherd, SS
 Brad Willcutt, C
 1996..... Cliff Wren, 1B
 1992..... Tommy Davis, 3B

National College Baseball Writers Association Freshman

2012..... Bradley Roney, RP, Second Team
 2009..... Kameron Brundy, OF, Second Team

CoSIDA Academic All-American

2011..... Marc Bourgeois, DH, First Team
 2009..... James Ewing, INF, Second Team
 2007..... Patrick Ezell, P, First Team
 Trey Sutton, INF, First Team
 2004..... Austin Tubb, RP, Second Team
 2003..... Clint King, OF, Third Team
 1998..... Jeremy Schied, 1B, First Team
 1995..... Derek Reams, C, First Team
 1994..... Derek Reams, C, First Team
 1991..... Mark Carson, P, First Team



Scott Copeland


All-Americans




Jared Bales



Daniel Best




Barry Bowden




Kameron Brunty




Tyler Conn




Mark Carson



Jeff Cook



Fred Cooley




Scott Copeland



Bo Davis



Tommy Davis



James Ewing




Michael Ewing



Patrick Ezell



Brian Dozier




Ryan Frith



Jarrett Hoffpaur



Clint King



Marc Maddox



Todd McInnis




Todd Nace




Tony Phillips



Derek Reams



Cliff Russum




Jeremy Schied



Bill Selby




Matt Shepherd




Trey Sutton



Austin Tubb




B.A. Vollmuth



Brad Willcutt



Cliff Wren



Kevin Young



All-Time Honor Roll

NCAA Regional All-Tournament Team

2011	Todd McInnis, P
2010	B.A. Vollmuth, IF
2009	Joey Archer, IF
	Bo Davis, OF
	Michael Ewing, OF
	BA Vollmuth, IF
	Most Outstanding Player
2008	Josh Billeaud, P
	Drew Carson, OF
	Chris Matesich, IF
	Keith Winstead, C
2007	Ryan Belanger, P
	Brian Dozier, IF
	Chris Matesich, SS
2006	Brian Dozier, IF
	Toddric Johnson, OF
2004	Jarrett Hoffpauir, IF
2003	Jeff Cook, OF
	Griff Israel, DH
	Clint King, OF
	Cliff Russum, P
	Brad Willcutt, C
1999	Michael Artman, IF
	Jeremy Albritton, OF
	Tyler Kee, P

ABCA All-South Region

2013	Isaac Rodrigjeuz, 2B, 2nd Team
2011	Tyler Koelling, OF, 2nd Team
2010	Scott Copeland, P, 2nd Team
2008	Barry Bowden, P, 2nd Team
	Tyler Conn, RP, 2nd Team
2006	Daniel Best, RP, 1st Team
	Marc Maddox, 3B, 2nd Team
2005	Daniel Best, RP, 2nd Team
	Brad Willcutt, C, 2nd Team
2004	Ryan Frith, OF, 2ndTeam
	Jarrett Hoffpauir, 2B, 2nd Team
	Matt Shepherd, SS, 2nd Team
	Austin Tubb, P, 2nd Team
2003	Jeff Cook, OF, 1st Team
	Clint King, OF, 1st Team
2002	Jeff Cook, OF, 2nd Team
	Shea Douglas, P, 2nd Team
1997	Cliff Wren, DH, 2nd Team
	Jeremy Albritton, LF, 2nd Team
1994	Tommy Davis, 1B, 1st Team

All Conference USA

C-USA Coach of the Year

2011	Scott Berry
2003	Corky Palmer

C-USA Pitcher of the Year

2011	Todd McInnis
2010	Todd McInnis

C-USA Newcomer of the Year

2012	Andrew Pierce
------	---------------

C-USA Freshman of the Year

2012	Mason Robbins
------	---------------

First Team

2013	Isaac Rodriguez, IF
	Chase Fowler, C
	Andrew Pierce, P
2012	Andrew Pierce, P
2011	Todd McInnis, P
	Geoffrey Thomas, P
	Marc Bourgeois, DH
	B.A. Vollmuth, IF
	Tyler Koelling, OF
2010	B.A. Vollmuth, IF
	Scott Copeland, P
	Todd McInnis, P
	Collin Cargill, RP
2009	Bo Davis, OF
	Todd McInnis, P
2008	Barry Bowden, P
	Tyler Conn, RP
	James Ewing, IF
2007	Trey Sutton, 2B
2006	Marc Maddox, IF
	Toddric Johnson, OF
2005	Marc Maddox, IF
	Brad Willcutt, C
	Daniel Best, RP
2004	Ryan Frith, OF
	Jarrett Hoffpauir, IF
	Matt Shepherd, IF
	Austin Tubb, P
2003	Jeff Cook, OF
	Clint King, OF
2002	Jeff Cook, OF
	Shea Douglas, P
	Allen Winningham, IF
2000	Dusty Haley, OF
	Chad Rogers, P
	Darren Welch, C
1999	Michael Artman, IF
	Dusty Haley, OF
1998	Jeremy Schied, IF
	Cliff Wren, DH
1997	Jeremy Albritton, OF
	Kyle Logan, OF
	Cliff Wren, DH

Second Team

2013	Mason Robbins, OF
2011	Adam Doleac, IF
	Collin Cargill, RP
2009	Brian Dozier, IF
2008	Brian Dozier, IF
2007	Ryan Belanger, P

All-Time Honor Roll

.....	Patrick Ezell, P
2006	Trey Sutton, 2B
.....	Kevin Coker, C
.....	Daniel Best, RP
2005	Trey Sutton, IF
.....	Jason Lowery, OF
2004	Anthony DeWitt, P
2003	Brad Willcutt, C
.....	Bob McCrory, P
2002	Bob McCrory, P
2001	Jeff Cook, OF
.....	Shea Douglas, P
2000	Chris Finnegan, C
.....	Josh Hoffpauir, IF
1999	Jeremy Albritton, OF
.....	Darren Welch, DH
1998	Jeremy Albritton, OF
.....	Scott Cheek, IF
.....	Jason Fortenberry, P
1997	Jeremy Schied, IF
.....	Braxton Whitehead, C
1996	Derek Reams, C
.....	Jared Martin, IF
.....	Chris Hesse, OF

Third Team

1997	Jared Martin, IF
.....	Chris Hesse, OF
.....	Brandon Parker, RP
1996	Cliff Wren, IF
.....	John Bale, P

Freshman

2012	Michael Sterling, OF
.....	Mason Robbins, OF/P
.....	Jake Drehoff, P
.....	Bradley Roney, P
2011	Jared Bales, C
2010	Dillon Day, OF
2009	Kameron Brunty, OF
2008	Todd McInnis, P
2006	Luke Adkins, OF
.....	Brian Dozier, SS
.....	Michael Ewing, 1B
2005	Trey Sutton, IF
2004	Mike Cashion, P
.....	Patrick Ezell, P
2003	Marc Maddox, 1B
2002	Jarrett Hoffpauir, 2B
.....	Cliff Russum, P
.....	Matt Shepherd, SS
.....	Brad Willcutt, C
2000	Shea Douglas, P
1999	Darren Welch, C/DH
1996	Jeff Davis, OF
.....	Cliff Wren, IF
.....	Matt Baltz, IF
.....	Jeremy Albritton, DH

All C-USA Tournament

2013	Blake Brown, OF
.....	Dillon Day, OF
.....	Jake Drehoff, P
2012	Ashley Graeter, IF
.....	Michael Sterling, OF
2011	Todd McInnis, P
2010	Scott Copeland, P
.....	Tournament Most Valuable Player
.....	B.A. Vollmuth, IF
.....	Taylor Walker, IF
2009	JR Ballinger, P
.....	James Ewing, IF
.....	Todd McInnis, P
.....	Corey Stevens, OF
2008	Drew Carson, OF
2007	Barry Bowden, P
2005	Trey Sutton, IF
.....	Jason Lowery, OF
2004	Mike Cashion, P
.....	Ryan Frith, OF
.....	Jarrett Hoffpauir, 2B
.....	Matt Shepherd, SS
.....	Brad Willcutt, C
2003	Jeff Cook, OF
.....	Beau Griffin, OF
.....	Clint King, OF
.....	Jason Lowery, OF
.....	Clint King, MVP
2002	Clint King, DH
2001	Clint Stoy, OF
1999	Michael Artman, OF
1998	Jeremy Schied, IF
1996	Cliff Wren, 1B
.....	Jeff Davis, DH

Metro Conference

Metro Conference Coach of the Year

1990	Hill Denson
1989	Hill Denson

Metro Conference Player of the Year

1994	Tommy Davis, 1B
------------	-----------------

All-Metro Conference

1995	Heath Cantrelle, P, 2nd Team
.....	Brent Moser, OF, 2nd Team
.....	Derek Reams, C, 1st Team
.....	Jeremy Williamson, P, 2nd Team
1994	Tommy Davis, 1B, 1st Team
.....	Derek Reams, OF, 1st Team
.....	Shane Pullen, OF, 1st Team
.....	Eric Eckstein, 2B, 2nd Team
1993	Ryan Kritscher, 2B, 1st Team
.....	Jason Simpson, Util., 2nd Team
.....	Chris Logan, C, 2nd Team
.....	Andy Woodard, OF, 2nd Team

All-Time Honor Roll

..... Gregg Kennedy, P, 2nd Team
 1992 Bill Selby, 2B, 1st Team
 Tommy Davis, 3B, 2nd Team
 Doug Benefiel, C, 2nd Team
 1991 Todd Nace, OF, 1st Team
 Scotty Jurich, 2B, 2nd Team
 Bill Selby, 3B, 2nd Team
 Tony Phillips, P, 2nd Team
 1990 Damon Pollard, P, 1st Team
 Scotty Jurich, 2B, 2nd Team
 Kevin Young, 3B, 2nd Team
 Doug Benefiel, C, 2nd Team
 Chris Robbins, DH, 2nd Team
 Todd Nace, OF, 2nd Team
 1989 Fred Cooley, DH, 1st Team
 Scotty Jurich, 2B, 2nd Team
 Kenny Graves, C, 2nd Team
 Todd Nace, OF, 2nd Team
 Chuck Shive, P, 2nd Team
 1988 Doug Cronk, 1B, South Division
 Fred Cooley, DH, South Division
 Scooter Love, OF, South Division
 Chuck Shive, P, South Division
 1987 Mac Duncan, C
 Doug Cronk, Util.
 Mike Moreland, OF
 Chris Wagner, P
 1986 Greg Conner, OF
 Darrell Lindsey, P
 1985 Tommy Sims, DH

Metro Conference Newcomer of the Year

1992 Tommy Davis

Metro Conference All-Tournament Team

1995 Justin Harrison, OF
 1994 Tommy Davis, 1B
 Eric Eckstein, 2B
 Derek Reams, OF
 Shane Pullen, OF
 1993 Andy Woodard, OF
 1991 Scotty Jurich, 2B
 Todd Nace, OF
 David Christenberry, P
 1990 Damon Pollard, P
 1989 Kenny Graves, C
 John Gilligan, P
 Sedgewick McCollum, DH
 Damon Pollard, P
 1988 Doug Cronk, 1B
 Fred Cooley, DH
 1987 Doug Cronk, 1B
 1986 Sylvester Love, OF
 John Gessner, P
 1984 Juan Vasquez, C

MSWA Player of the Year

1994 Tommy Davis, 1B

MSWA Newcomer of the Year


1994 Derek Reams, C

All-Time Coaching Records

Name	Years	Record	Pct.
Herring	1913	1-3	.250
Ronald J. Slay	1914-16, 1919	4-5	.444
O.V. Austin	1920-24	33-15-3	.687
William Bobo	1925-28	19-10-1	.655
William B. Saunders	1929-30	3-20	.130
Allison "Pooley" Hubert	1934-35	3-12	.200
Reed Green	1947	9-4	.692
Thad "Pie" Vann	1948-49	21-21	.500
Clyde "Heifer" Stuart	1950-58	62-47-2	.567
C.J. "Pete" Taylor	1959-83	320-349-2	.478
Hill Denson	1984-97	468-386-2	.548
Corky Palmer	1998-2009	458-281	.620
Scott Berry	2010-Present	137-94	.593
Totals		1,538-1,247-10	.552




**Thad "Pie"
Vann**



**Clyde "Heifer"
Stuart**



**Pete
Taylor**




**Hill
Denson**



**Corky
Palmer**

Golden Eagles in the Draft




Collin Cargill



Jake Drehoff



Andrew Pierce



B.A. Vollmuth

Year	Name	Organization	Round
1966	Frank Baker	San Francisco Giants	22
1967	Frank Baker	New York Yankees	2*
	Ed Assaf	Kansas City Royals	44
1968	Ed Assaf	San Francisco Giants	8^
1971	Ray Guy	Houston Astros	3
1972	Ray Guy	Atlanta Braves	17
1973	Ray Guy	Cincinnati Reds	3^
	Wilson Plunkett	California Angels	31
1974	Wilson Plunkett	New York Yankees	3
1986	Greg Conner	San Francisco Giants	7
	Kent Willis	Cincinnati Reds	12
1987	Scooter Love	San Francisco Giants	7
1988	Fred Cooley	Atlanta Braves	12
	Scooter Love	Milwaukee Brewers	15
	Doug Cronk	Texas Rangers	22
	Darrell Lindsey	Philadelphia Phillies	38
1989	Pat Rapp	San Francisco Giants	15
	Kenny Graves	New York Mets	33
	Fred Cooley	Oakland Athletics	37
	Chuck Shive	Philadelphia Phillies	40
1990	Damon Pollard	Kansas City Royals	14
	Kevin Young	Pittsburgh Pirates	15
	Kerry Valrie	Chicago White Sox	19
	Tony Phillips	New York Mets	19
	John Gilligan	Toronto Blue Jays	36
1991	Marc Kubicki	Chicago White Sox	16
	Tony Phillips	Seattle Mariners	17
1992	Bill Selby	Boston Red Sox	13
	Mickey Dutil	Pittsburgh Pirates	46
1993	Jeff Pickich	Pittsburgh Pirates	22
	Greg Kennedy	Boston Red Sox	24

Golden Eagles in the Draft

1994	Tommy Davis	Baltimore Orioles	2
	Brett LeGrow	Philadelphia Phillies	22
	Shane Pullen	Philadelphia Phillies	26
1995	Jeremy Williamson	Kansas City Royals	16
	Kevin Bentley	Chicago Cubs	24
1996	John Bale	Toronto Blue Jays	5
	Chad Bradford	Chicago White Sox	13
1997	Brandon Parker	Seattle Mariners	2
	Braxton Whitehead	Cincinnati Reds	14
	Kyle Logan	Houston Astros	21
	Jared Martin	Arizona Diamondbacks	24
	Donovan Marbury	Boston Red Sox	35
2001	Anthony Rawson	St. Louis Cardinals	41
2002	Shea Douglas	Cleveland Indians	32
2003	Clint King	Chicago White Sox	3
	Bob McCrory	Baltimore Orioles	4
	Jeff Cook	Arizona Diamond Backs	5
2004	Jarrett Hoffpauir	St. Louis Cardinals	6
	Matt Shepherd	St. Louis Cardinals	8
	Ryan Frith	Philadelphia Phillies	17
	Austin Tubb	St. Louis Cardinals	32
	Anthony DeWitt	Houston Astros	36
2005	Brad Willcutt	Milwaukee Brewers	27
2006	Marc Maddox	Kansas City Royals	9
	Daniel Best	Kansas City Royals	14
	Toddric Johnson	Oakland A's	14
	Scott Massey	Pittsburgh Pirates	24
2008	Tyler Conn	Detroit Tigers	14
	Josh Billeaud	Chicago White Sox	18
	Trey Sutton	San Francisco Giants	20
	Brian Leach	Pittsburgh Pirates	25
2009	Brian Dozier	Minnesota Twins	8
	JR Ballinger	Chicago White Sox	11
	James Ewing	New York Mets	12
	Bo Davis	San Diego Padres	24
2010	Scott Copeland	Baltimore Orioles	21
	Todd McInnis	Oakland Athletics	32
2011	B.A. Vollmuth	Oakland Athletics	3
	Tyler Koelling	Minnesota Twins	19
	Collin Cargill	Florida Marlins	22
	Todd McInnis	St. Louis Cardinals	25
2013	Andrew Pierce	St. Louis Cardinals	8
	Jake Drehoff	Boston Red Sox	12

* June – secondary phase ^ January – secondary phase

Golden Eagles in the Professional Baseball

Southern Miss Baseball Players Who Have Played in the Major Leagues

Frank Baker

Southern Miss: 1965-67
Drafted: 2nd round (New York Yankees, 1967)
Major League Debut: Aug. 9, 1970
1970-71: New York Yankees
1973-74: Baltimore Orioles

John Bale

Southern Miss: 1995-96
Drafted: 5th round (Toronto Blue Jays, 1996)
Major League Debut: September 30, 1999
1999-2000: Toronto Blue Jays
2001: Baltimore Orioles
2003: Cincinnati Reds
2007-09: Kansas City Royals

Chad Bradford

Southern Miss: 1996
Drafted: 13th round (Chicago White Sox, 1996)
Major League Debut: August 1, 1998
1998-00: Chicago White Sox
2001-04: Oakland A's
2005: Boston Red Sox
2006: New York Mets
2007-08: Baltimore Orioles
2008-09 : Tampa Bay Rays
Participated in the 2008 World Series

Jim Davenport

Southern Miss: 1952-54
1958-70: San Francisco Giants
1985: Manager, San Francisco Giants
1961 and 1962 All-Star Selection
Participated in the 1962 World Series

Tommy Davis

Southern Miss: 1992-94
Drafted: 2nd round (Baltimore Orioles, 1994)
Major League Debut: May 14, 1999
1999: Baltimore Orioles

Brian Dozier

Southern Miss: 2006-09
Drafted: 8th Round (Minnesota, 2011)
Major League Debut: May 7, 2012
2012-13: Minnesota Twins

Micky Harrington

Southern Miss: 1952-55
Major League Debut: July 10, 1963
1963: Philadelphia Phillies

Jarrett Hoffpauir

Southern Miss: 2002-04
Drafted: 6th round (St. Louis Cardinals, 2004)
Major League Debut: July 3, 2009
2009: St. Louis Cardinals
2010: Toronto Blue Jays

Brent Leach

Southern Miss: 2002-03
Drafted: 6th round (Los Angeles Dodgers, 2005)
Major League Debut: May 6, 2009
2009: Los Angeles Dodgers

Bob McCrory

Southern Miss: 2001-03
Drafted: 4th Round (Baltimore Orioles, 2003)
Major League Debut: April 30, 2008
2008-09: Baltimore Orioles

Hugh Laurin Pepper

Southern Miss: 1953-54
Major League Debut: July 4, 1954
1954-57: Pittsburgh Pirates

John Melvin (Bubba) Phillips

Southern Miss: 1947-48
Major League Debut: April 30, 1955
1955: Detroit Tigers
1956-59: Chicago White Sox
1960-62: Cleveland Indians
1963-64: Detroit Tigers

Pat Rapp

Southern Miss: 1988-89
Drafted: 15th round (San Francisco, 1989)
Major League Debut: July 10, 1992
1992: San Francisco Giants
1993-96: Florida Marlins
1997: Florida & San Francisco
1998: Kansas City Royals
1999: Boston Red Sox
2000: Baltimore Orioles
2001: Anaheim Angels

Bill Selby

Southern Miss: 1991-92
Drafted: 13th round (Boston, 1992)
Major League Debut: April 19, 1996
1996: Boston Red Sox
2000: Cleveland Indians
2001: Cincinnati Reds
2002-03: Cleveland Indians

Fred Waters

Southern Miss: 1947-48
Major League Debut: Sept. 20, 1955
1955-56: Pittsburgh Pirates
Participated in the 1959 World Series

Kevin Young

Southern Miss: 1990
Drafted: 15th Round (Pittsburgh, 1990)
Major League Debut: July 12, 1992
1992-95: Pittsburgh Pirates
1996: Kansas City Royals
1997-2003: Pittsburgh Pirates



RHP
**Sean
Buchholz**

27

RHP
**Nick
Johnson**

36

OF/C
**Austin
Roussel**

18

INF
**Michael
Sterling**

15

SOUTHERN MISS

**SOUTHERN
MISS**

INF
Jared
Bales

35
RHP
Cameron
Giannini

LHP
A.J.
Glasshof

RHP
Daniel
Wineski

19
SOUTHERN MISS
SOUTHERN
MISS