

**Bradley Roney**

2012 Freshman  
All-American  
2012 C-USA  
All-Freshman  
Team



**Mason Robbins**


2012 Freshman  
All-American  
2012 C-USA  
Freshman  
of the Year

**Andrew Pierce**

2013 Louisville  
Slugger Preseason  
All-American  
2012 C-USA  
Newcomer  
of the Year

**Scott Berry**

Fourth-Year Head Coach  
2011 C-USA Coach of the Year



NCAA REGIONALS: 2011, 2010, 2009, 2008, 2007, 2006, 2005, 2004, 2003, 1999, 1991, 1990

NCAA SUPER REGIONALS: 2009 | COLLEGE WORLD SERIES: 2009 | C-USA CHAMPIONS: 2003, 2010, 2011

# 2013 Baseball Schedule

Date	Day	Opponent	Site	Time
Feb. 15	Friday	Missouri	Pete Taylor Park	4 p.m.
Feb. 16	Saturday	Missouri	Pete Taylor Park	2 p.m.
Feb. 17	Sunday	Missouri	Pete Taylor Park	1 p.m.
Feb. 19	Tuesday	Alabama	Tuscaloosa, Ala.	6:05 p.m.
<b>Southern Miss Invitational</b>				
Feb. 22	Friday	Eastern Illinois Alcorn State vs. Missouri State	Pete Taylor Park	6 p.m. 1 p.m.
Feb. 23	Saturday	Missouri State Alcorn State vs. Eastern Illinois	Pete Taylor Park	4 p.m. 12 p.m.
Feb. 24	Sunday	Alcorn State Eastern Illinois vs. Missouri State	Pete Taylor Park	3 p.m. 11 a.m.
Feb. 26	Tuesday	Louisiana-Monroe	Monroe, La.	6 p.m.
Mar. 1	Friday	Troy	Troy, Ala.	6 p.m.
Mar. 2	Saturday	Troy	Troy, Ala.	1 p.m.
Mar. 3	Sunday	Troy	Troy, Ala.	1 p.m.
Mar. 6	Wednesday	South Alabama	Mobile, Ala.	6:30 p.m.
Mar. 8	Friday	Louisiana-Lafayette	Pete Taylor Park	6 p.m.
Mar. 9	Saturday	Louisiana-Lafayette	Pete Taylor Park	2 p.m.
Mar. 10	Sunday	Louisiana-Lafayette	Pete Taylor Park	1 p.m.
Mar. 12	Tuesday	Mississippi State	Pearl, Miss. (Trustmark Park)	6:30 p.m.
Mar. 15	Friday	Central Arkansas	Pete Taylor Park	6 p.m.
Mar. 16	Saturday	Central Arkansas	Pete Taylor Park	1 p.m.
Mar. 17	Sunday	Central Arkansas	Pete Taylor Park	1 p.m.
Mar. 20	Wednesday	Auburn	Mobile, Ala. (Hank Aaron Stadium)	7 p.m.
Mar. 22	Friday	Rice*	Pete Taylor Park	6 p.m.
Mar. 23	Saturday	Rice*	Pete Taylor Park	2 p.m.
Mar. 24	Sunday	Rice*	Pete Taylor Park	1 p.m.
Mar. 26	Tuesday	South Alabama	Pete Taylor Park	6 p.m.
Mar. 28	Thursday	UCF*	Orlando, Fla.	5:30 p.m.
Mar. 29	Friday	UCF*	Orlando, Fla.	5:30 p.m.
Mar. 30	Saturday	UCF*	Orlando, Fla.	11:30 a.m.
Apr. 3	Wednesday	LSU	Metairie, La. (Zephyr Field)	7 p.m.
Apr. 5	Friday	Tulane*	Pete Taylor Park	6 p.m.
Apr. 6	Saturday	Tulane*	Pete Taylor Park	2 p.m.
Apr. 7	Sunday	Tulane*	Pete Taylor Park	1 p.m.
Apr. 9	Tuesday	New Orleans	New Orleans, La.	6:30 p.m.
Apr. 10	Wednesday	New Orleans	Pete Taylor Park	6 p.m.
Apr. 12	Friday	Marshall*	Pete Taylor Park	6 p.m.
Apr. 13	Saturday	Marshall*	Pete Taylor Park	2 p.m.
Apr. 14	Sunday	Marshall*	Pete Taylor Park	10:30 a.m.
Apr. 16	Tuesday	Ole Miss	Pearl, Miss. (Trustmark Park)	6:30 p.m.
Apr. 19	Friday	Memphis*	Memphis, Tenn.	6:30 p.m.
Apr. 20	Saturday	Memphis*	Memphis, Tenn.	2 p.m.
Apr. 21	Sunday	Memphis*	Memphis, Tenn.	1 p.m.
Apr. 24	Wednesday	Alabama	Pete Taylor Park	6 p.m.
Apr. 26	Friday	UAB*	Pete Taylor Park	6 p.m.
Apr. 27	Saturday	UAB*	Pete Taylor Park	2 p.m.
Apr. 28	Sunday	UAB*	Pete Taylor Park	1 p.m.
Apr. 30	Tuesday	Louisiana-Monroe	Pete Taylor Park	6 p.m.
May 3	Friday	East Carolina*	Greenville, N.C.	5 p.m.
May 4	Saturday	East Carolina*	Greenville, N.C.	1 p.m.
May 5	Sunday	East Carolina*	Greenville, N.C.	10 a.m.
May 10	Friday	Southern Illinois-Edwardsville	Pete Taylor Park	6 p.m.
May 11	Saturday	Southern Illinois-Edwardsville	Pete Taylor Park	2 p.m.
May 12	Sunday	Southern Illinois-Edwardsville	Pete Taylor Park	1 p.m.
May 14	Tuesday	Ole Miss	Pete Taylor Park	6 p.m.
May 16	Thursday	Houston*	Houston, Texas	6:30 p.m.
May 17	Friday	Houston*	Houston, Texas	6:30 p.m.
May 18	Saturday	Houston*	Houston, Texas	1 p.m.
May 22-26	Wed.-Sun.	C-USA Tournament	Houston, Texas	TBA

Game times Central; \* Conference USA game; Schedule subject to change

# Table of Contents

## General/Media Information

100 Years Celebration.....	10
2013 Quick Facts.....	2
2013 Schedule.....	IFC
2013 Travel Plans.....	4
Baseball Radio Affiliates.....	6
Directions to Campus.....	7
IMG Sports Marketing.....	6
Local Hotels/Restaurants.....	8
Media Information.....	3
Media Outlets.....	5
Mileage to 2013 Opponents.....	7

## The University

Academic Services.....	18
Athletic Director Jeff Hammond.....	14
Athletic Training.....	20
The Baseball Center.....	25
Stephen Hatten Memorial Grove.....	24
Pete Taylor Park/Hill Denson Field.....	21
President Dr. Rodney Bennett.....	13
Professional Baseball.....	26
Right Field Roost.....	23
Senior Administrative Staff.....	15
Strength and Conditioning.....	19
This is Southern Miss.....	12

## 2013 Outlook

Baseball Outlook.....	28
-----------------------	----

## 2013 Coaching Staff

Scott Berry, Head Coach.....	32
Chad Caillet, Assistant Coach.....	36
Michael Federico, Assistant Coach.....	37
Todd McInnis, Assistant Coach.....	38
Michael Shields, Baseball Operations.....	39
Patrick Stewart, Assistant AD/Equipment Ops.....	39
Support Staff photos.....	40
Mark Waller, Athletic Trainer.....	39

## 2013 Golden Eagles

2013 Player Bios.....	43
2013 Roster.....	42

## 2012 Season Review

2012 Conference USA Statistics.....	64
2012 Cumulative Statistics.....	62
2012 Miscellaneous Statistics.....	65
2012 Notes.....	66
2012 Results.....	63

## 2013 Opponents


All-Time Series Records.....	74
Opponents.....	68

## Conference USA

2012 Honor Roll.....	81
2012 Postseason.....	82
Conference USA.....	78

## History and Records

All-Americans.....	141
All-Time Coaching Records.....	145
All-Time Honor Roll.....	143
All-Time Letterwinners.....	95
Golden Eagles in the Draft.....	146
Individual Records.....	84
Major League Golden Eagles.....	148
Postseason Tournaments.....	139
Team Game Records.....	85
Top Season Performances.....	86
Top Career Performances.....	89
Team Season Records.....	92
Year-By-Year Batting.....	99
Year-By-Year Leaders.....	101
Year-By-Year Pitching/Fielding.....	100
Year-By-Year Results.....	109
Year-By-Year Summary.....	93



# 2013 Quick Facts

## University Information

Founded	1910
City/Zip	Hattiesburg, Miss./39406
Enrollment	17,254
Nickname	Golden Eagles
School Colors	Black and Gold
Stadium	Pete Taylor Park/Hill Denson Field
Dimensions	340-365-400-365-340
Capacity	6,600
Conference	Conference USA
University President	Dr. Rodney Bennett
Alma Mater	Middle Tennessee (1990)
Athletic Director	Jeff Hammond
Alma Mater	Southern Miss (1978)
Athletic Department Phone	601.266.5017
Ticket Office Phone	601.266.5418

## Media Relations

Asst. AD/Media Relations	
(Baseball Contact)	Jack Duggan
Duggan's Office	601.266.5947
Duggan's Cell	601.596.5637
Duggan's e-mail	jack.duggan@usm.edu
Assoc. Director/Media Relations	Shirley Hill
Assoc. Director/Media Relations	Tim Andrzejewski
Assistant Director Media Relations	Kyle Neaves
Main Media Relations Phone	601.266.4503
Fax	601.266.4507
Pete Taylor Park Press Box	601.266.5684
Website	www.southernmiss.com

## Coaching Staff

Head Coach	Scott Berry
Alma Mater	Southwest Missouri St. (1986)
Southern Miss Record	107-67 (Fourth Season)
Career Record	Same
Asst. Coach (Hitting)	Chad Caillet, 6th season
Alma Mater	Southern Miss (1999)
Asst. Coach (Pitching)	Michael Federico, 4th season
Alma Mater	Southern Miss (1999)
Volunteer Assistant	Todd McInnis, 1st season
Alma Mater	Southern Miss (2011)
Coor. of Baseball Ops.	Michael Shields, 3rd season
Baseball Office Phone	601.266.5017
Baseball Office Fax	601.266.5427

## Baseball Support Staff

Sport Administrator	Jeff Hammond
Faculty Athletic Representative	Dr. Dennis Phillips
Certified Athletic Trainer	Mark Waller
Event Management	Neal Mead
Academics	Carla Collins
Compliance	Kristi Pierce
Marketing	Brent Jones
Student Managers	Brett McIntyre, Jordan Burgess and Trent Walters

## Team Information

2012 Overall Record	32-24
2012 C-USA Record (Finish)	14-10 (Tied 3rd)
2012 Postseason	C-USA Tournament (1-2)
Lettermen Returning/Lost	22/6
Starters Returners/Lost	7/2
Pitchers Returners/Lost	7/7*
NCAA Appearances (Most Recent)	12 (2011)
Consecutive NCAA Appearances	9

## Key Returners


Mason Robbins, (So./OF-P)	.330/3/38; 1-0/4.01
Dillon Day (OF/Sr.)	.290/0/20
Michael Sterling (So./INF-OF)	.288/1/16
Andrew Pierce (Sr./RHP)	7-4/1.99
Bradley Roney (Soph./INF-P)	.227/2/10; 2-1/11 Sv./2.42
Jake Drehoff (So./LHP)	6-2, 3.51

## Top Newcomers

Conor Fisk	Jr./RHP (Wasbash Valley College)
A.J. Glasshof	Jr./LHP (San Jacinto College)
Nick Johnson	RFr./RHP (Ridgeland HS)
Breck Kline	RFr./INF (Northshore HS)

## Key Losses

Ashley Graeter	.346/1/30
Chase Horn	1-3/3.57 ERA/1 Save



# Media Information



## Interviews Policies

For player and coaches interviews, please contact Jack Duggan in the Athletic Media Relations Office (601-266-4503) at least one day in advance of the requested interview.

All interviews, both players and coaches, MUST be arranged through the Southern Miss Athletic Media Relations Office, there are no exceptions to this rule.

Head coach Scott Berry is normally available each non-game day morning for interviews arranged in advance through the athletic media relations office.

After all games, Coach Berry and requested players will be available for interviews on the field, following a 10-minute, cooling-off period.

## Rogers, Thames and Welch Baseball Center

The Rogers, Thames and Welch Baseball Center is closed to all members of the media without permission from the Athletic Media Relations Office.

## Southern Miss Press Box

As a part of the recent expansion of Pete Taylor Park, the University of Southern Miss Athletic Media Relations Office is grateful to operate one of the finest collegiate press boxes in the nation.

The press box can accommodate 25-30 people in the main media room in addition to spacious radio booths for the home and visiting team and an oversized booth for television use. The press box is equipped with wireless internet capabilities, a fax machine and standard telephone lines. The press box

can be accessed by the elevator in the main concourse. Admission to the press box is by working credential only.

## Press Parking

The parking lot at Pete Taylor Park is reserved parking, with limited spots available to working media. For more information contact Jack Duggan. Open parking spots are available on a first-come basis at Reed Green Coliseum, located directly across 4th Street.

## Media Services

The Athletic Media Relations Staff will be at your service throughout the game. All members of the media will be provided with pregame notes, programs, media guides and updated scores of other games. Final statistics provided include a complete box score and play-by-play, which will be available shortly after the completion of each game.

Internet service is available for the media's use. Please ask a media relations representative for the wireless access code. Refreshments are available throughout the game.

## Working Credentials

Media credentials for Southern Miss home baseball games are issued through the Southern Miss Athletic Media Relations Office for working media only. Requests from sports editors of daily newspapers and sports directors of television stations, along with media agencies covering the visiting team, will receive top priority. Only radio stations with a full-time sports director, who conducts a daily sports show, will receive credentials. Requests from weekly newspapers and radio stations that cover Southern Miss or the visiting team on a regular basis will also be honored on a space-available basis.

Space will not be made available for professional scouts, spouses or dates. Non-working individuals will not be permitted in the press box at any time.

Request for working credentials should be emailed in advance of requested game(s) to Jack

## Southern Miss Athletic Media Relations Department




**Jack Duggan**  
Assistant Director of  
Athletics/Media  
Relations



**Shirley Hill**  
Associate Director of  
Athletic Media Relations



**Tim Andrzejewski**  
Associate Director of  
Athletic Media Relations



**Kyle Neaves**  
Assistant Director of  
Athletic Media Relations



**Ty Stewart**  
Office Manager

# Media Information

Duggan at Jack.Duggan@usm.edu. Credentials can be picked up at the Athletic Media Relations Office prior to the game or will be left at the "Will Call" window at the stadium ticket office at the entrance of Pete Taylor Park.

## Photographers/Videographers

Only accredited photographers/videographers on assignment may work on the field.

Photographers can shoot from the outside corner of either dugout on the concreted areas or marked boxes only. They may also shoot in the camera wells at the top of either the first or third base side of the grandstand.

## Road Game Credentials

Media members covering Southern Miss baseball may request credentials for road games either through the opposing sports information office or the Southern Miss Athletic Media Relations Office.

## Internet

For the most up-to-date information on the Southern Miss baseball program including live video broadcast of all home games, news and notes log onto [www.southernmiss.com](http://www.southernmiss.com).

## Southern Miss

### Baseball Contact Info:

**Baseball SID:** Jack Duggan

The University of Southern Miss

118 College Drive #5161

Hattiesburg, MS 39406-5161

**Phone:** 601-266-4503

**Fax:** 601-266-4507

**Cell:** 601-596-5637

Jack.Duggan@usm.edu

**Pete Taylor Park Press Box:** 601-266-5684

**Southern Miss Gameday hotline:** 601-266-7411

## Call Us Southern Miss



The Southern Miss Department of Athletics and its 16 NCAA Division I sports programs respectfully request that only Southern Miss be used in all references. Please refrain from using Southern Mississippi, So. Miss., So. Mississippi and the acronym USM. Also, please refer to us as the Southern Miss Golden Eagles or Golden Eagles for short.

**Correct Usage:** Southern Miss

**Don't Use:** So. Miss., So. Mississippi, USM

## Southern Miss Baseball 2013 Travel Plans

### Troy

#### March 1 – March 3

Troy Courtyard by Marriott

115 Troy Plaza Loop

Troy, AL 36081

**Phone:** 334.566.0540

**Fax:** 334.566.0541

Travel via Charter Bus

### UCF

#### March 28 – March 30

Courtyard by Marriott at UCF

12000 Collegiate Way

Orlando, FL 32817

**Phone:** 407.277.7676

**Fax:** 407.277-5710

Travel via Flight

### Memphis

#### April 19 – April 21

Courtyard by Marriott - Southaven

7125 Sleepy Hollow Drive

Southaven, MS 38671

**Phone:** 662-996-1480

**Fax:** 662-996-1501

Travel via Charter Bus

### East Carolina

#### May 3 – May 5

City Hotel & Bistro

203 SW Greenville Blvd

Greenville, NC 27834

**Phone:** 252-355-8300

**Fax:** 252-756-3553

Travel via Flight

### Houston

#### (Houston and C-USA Tournament)

#### May 16 – May 26

Courtyard Houston West University

2929 Westpark Drive

Houston, TX 77005

**Phone:** 713.661.5669

**Fax:** 713.661.5996

Travel via Charter Bus

# Media Outlets

## Wire Service

	Contacts	Phone	Fax	Web Site
The Associated Press (Jackson)	David Brandt	601-948-5897	601-948-7975	www.ap.org

## State Newspapers

	Contacts	Phone	Fax	Web Site
Hattiesburg American	Tracie Fowler (GM) Tim Doherty (BW)	601-582-4321	601-583-8244	www.hattiesburgamerican.com
Sun Herald	Doug Barber (SE)	228-896-2100	601-961-7224	www.sunherald.com
Clarion Ledger	Rusty Hampton (SE)	601-961-7000	601-961-7224	www.clarionledger.com
Brookhaven Daily Leader	Tom Goetz	601-833-6961	601-833-6714	www.dailyleader.com
McComb Enterprise-Journal	Dale Constance	601-684-2421	601-684-0836	www.enterprise-journal.com
Meridian Star	Jamie Wachter	601-693-1551	601-485-1275	www.meridianstar.com
Mississippi Press	Creg Stephenson	228-934-1426	228-934-1454	www.gulflive.com
Natchez Democrat	Jeff Edwards	601-442-9101	601-442-7315	www.natchezdemocrat.com
NE Mississippi Daily Journal	John Pitts	662-842-2611	662-842-2233	www.nems360.com
Picayune Item	Curtis Rockwell	601-798-4766	601-798-8602	www.picayuneitem.com
Vicksburg Post	Steve Wilson	601-636-4545	601-634-0897	www.vicksburgpost.com
Columbian Progress	Mark Rogers	601-736-2611	601-736-4507	www.columbianprogress.com
The Student Printz	Josh Seabrook	601-266-4267	601-266-4263	www.studentprintz.com

## Regional Newspapers

	Contacts	Phone	Fax	Web Site
Mobile Press-Register	Randy Kennedy (SE)	251-219-5689	251-219-5797	www.al.com
New Orleans Times-Picayune	Doug Tatum (SE)	504-826-3405	504-826-3401	www.nola.com

## Television

	Contacts	Phone	Fax	Web Site
WDAM-TV (NBC-Hattiesburg, MS)	Nathan Epstein	601-450-8343	601-584-9302	www.wdam.com
WLOX-TV (ABC-Biloxi, MS)	A.J. Giardina	228-896-1313	228-385-1303	www.wlox.com
WAPT-TV (ABC-Jackson, MS)	Ray Coleman	601-922-1652	601-922-1663	www.wapt.com
WJTV-TV (CBS-Jackson, MS)	Jason Hurst	601-372-6311	601-372-6311	www.wjtv.com
WLBT-TV (ABC-Jackson, MS)	Rob Jay	601-960-3333	601-960-4435	www.wlbt.com
WTOK-TV (ABC-Meridian, MS)	Lindsey Hall	601-693-1441	601-483-3266	www.wtok.com

## Radio

	Contacts	Phone	Fax	Web Site
Southern Miss IMG Network	John Cox	601-266-5017	601-266-6529	www.southernmiss.com
WXRR-FM (104.5-Laurel/Hattiesburg)	Tom Colt	601-544-0095	601-545-8199	www.rock104fm.com
WKZW-FM (94.3-Laurel/Hattiesburg)		601-583-9494	601-545-8199	www.kz94.com
WXHB-FM (96.5-Hattiesburg)		601-268-2965	601-264-5733	www.wxhbfm.com
WUSM-FM (88.5-Hattiesburg)		601-266-4287	601-266-4288	www.wusm.edu

# Southern Miss IMG Sports Marketing

## Southern Miss IMG Sports Network



**John Cox**  
 Director of Sports  
 Broadcasting  
 “Voice of the  
 Golden Eagles”

Veteran sportscaster John Cox, Director of

Sports Broadcasting, is in his 35th season at the University of Southern Mississippi.

Among his many duties at Southern Miss, Cox handles the play-by-play broadcasts of Golden Eagle football, basketball and baseball. He also hosts the Southern Miss Sports Today television shows with Head Football Coach Todd Monken and Head Basketball Coach Donnie Tyndall, pregame radio shows and Golden Eagle Hotline radio call-in shows.

Prior to moving to the radio booth, Cox called the

play-by-play on delayed telecasts of Southern Miss basketball from 1978 to 1981. In 1982, he handled the radio play-by-play duties for Golden Eagle football and switched back to the delayed television broadcasts of Southern Miss football for three years before assuming his current radio responsibilities.

In 1982, Cox began broadcasting Southern Miss baseball games and over the years, he also has handled broadcasts of Southern Miss women’s basketball and has worked on the Fox Sports Net South and Comcast Sports Southeast (CSS) telecasts of Southern Miss baseball.

Six times he has been selected as Mississippi’s Sportscaster of the Year, most recently in 2013.

A native of Middletown, Ohio, Cox received his bachelor’s degree in radio, television and film from Southern Miss in 1978. He has two daughters, Joye, a graduate of Millsaps College, and Erin.

**I**MG College of Winston-Salem, N.C., the national leader in collegiate sports marketing, has served as the exclusive rights holder for Southern Miss Athletics since 2000 and will continue its partnership with Southern Miss at least through June of 2017.

The company maintains a staff and sales office at the Athletic Center on the Southern Miss campus and works closely with the Southern Miss athletics staff to develop, produce, and sell all sponsorship and promotional activities surrounding Golden Eagle Athletics.

The sales team, which has enjoyed great success and was cited by the organization as having the highest percentage growth of its corporate sponsorship production of any of the athletic programs represented in the company in 2005, is headed by Jamie Martin, Assistant Vice President/ General

Manager, who has been with the IMG team since 2003 and who also was graduated at Southern Miss.

In 2005, she was the recipient of the “President’s

Cup” as the outstanding sales representative in the company. Caleb Swann and Mark Buchanan provide additional assistance for Martin as Swann began his term as Marketing Assistant in the spring of 2011 and Buchanan started in the summer of 2012.

Broadcasts of Southern Miss athletics can be heard throughout the state of Mississippi and into parts of Louisiana, Alabama, Arkansas, and the Florida panhandle.

Partnered with Blakeney Communications, WXRR-FM “Rock 104” (104.5) in Hattiesburg-Laurel, Golden Eagle baseball enjoyed unprecedented coverage in its 2009 postseason with its largest ever network, which included five stations during its College World Series run.

This season, Golden Eagle baseball games can be heard in four different markets including

Hattiesburg (94.3, WKZW-FM), Columbia (96.7, WFFF-FM), Jackson (620 WJDX-AM) and Biloxi-Gulfport (96.7, WUJM-FM).

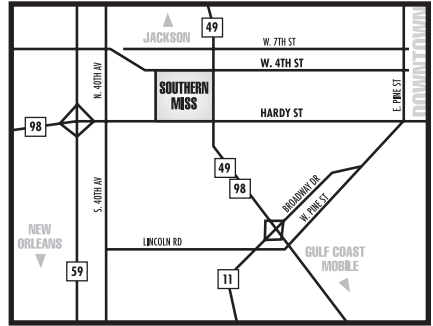
## Southern Miss IMG College Network

Market	Station	Frequency	Power (Watts)
<b>Flagship Station</b>			
Hattiesburg/Laurel	WXRR-FM	104.5	100,000
<b>Affiliates</b>			
Biloxi/Gulfport	WAOY-FM	96.7	4,300
Columbia	WFFF-FM	96.7	6,000
Jackson	WJDX-AM	620	5,000/1,000

# Travel Information

## Mileage Chart

Missouri – Columbia, Mo.	690	10:56
Alabama – Tuscaloosa, Ala.	183	2:49
Eastern Illinois – Charleston, Ill.	654	10:28
Missouri State – Springfield, Mo.	578	10:02
Alcorn State – Lorman, Miss.	154	2:54
ULM – Monroe, La.	205	3:27
Troy – Troy, Ala.	261	4:40
South Alabama – Mobile, Ala.	94	1:51
Louisiana-Lafayette – Lafayette, La.	224	3:31
Mississippi State – Starkville, Miss.	187	3:07
Central Arkansas – Conway, Ark.	378	6:47
Auburn – Auburn, Ala.	298	5:01
Rice – Houston, Texas	435	6:38
UCF - Orlando, Fla.	600	9:31
LSU – Baton Rouge, La.	169	2:39
Tulane – New Orleans, La.	112	1:50
New Orleans – New Orleans, La.	109	1:48
Marshall – Huntington, W.Va.	762	11:46
Ole Miss – Oxford, Miss.	257	4:17
Memphis – Memphis, Tenn.	299	5:00
UAB – Birmingham, Ala.	235	3:35
East Carolina – Greenville, N.C.	863	13:10
SIUE – Edwardsville, Ill.	601	9:34
Houston – Houston, Texas	435	6:38



## Directions

**From the North (Jackson, Miss.):** Take US 49 South. Once in Hattiesburg, you will see Roberts Stadium on the right. Turn right onto service road, immediately turn right (North) parallel to US 49. Go to first light, turn left onto West 4th St. Proceed to third light and take a left onto the campus.

**From the South (Gulfport/Biloxi):** Take US 49 North. Once in Hattiesburg, you will see Roberts Stadium on the left. Turn left onto the service road at the North end of the stadium. Immediately turn right and continue (north) to the light at West 4th St. Turn left at light. Proceed to third light and take a left onto the campus.

**From the Southeast (Mobile, Ala.):** Take (either) US 98 to US 49 North (or) I-10 West to US 49 North to Hattiesburg. Once in Hattiesburg, you will see Roberts Stadium on the left. Turn left onto the service road at the North end of the stadium. Immediately turn right and continue (north) to the light at West 4th St. Turn left and proceed to the third light. Take a left onto the campus.

**From the Southwest (New Orleans):** Take I-10 East to I-10/I-12/I-59 interchange and I-59 to Hattiesburg. Take US 98E/Hardy Street exit. Go to second light, North 38th Avenue, turn left. Go to next light (West 4th St.) and turn right. Baseball stadium on left and coliseum on right.

**From the West:** Take US 98 East. Cross over I-59. Go to second light, North 38th Ave., turn left. Go to next light (West 4th St.) and turn right. Baseball stadium on left and go to stop light. Take right at light onto campus.

# Local Hotels/Restaurants

## Recommended Local Hotels

<b>Baymont Inn</b> 123 Plaza Dr. ....	264-8380	<b>Hampton Inn</b> Hwy 98 West .....	264-8080
<b>Candlewood Suites</b> 9 Gateway Dr. ....	264-9666	<b>Hilton Garden Inn</b> 133 Plaza Dr. ....	261-3770
<b>Comfort Inn</b> 6541 Hwy 49 .....	264-1881	<b>Holiday Inn</b> 10 Gateway Dr. ....	296-0302
<b>Comfort Suites</b> 122 Plaza Dr. ....	261-5555	<b>LaQuinta</b> 6563 US Hwy 49 .....	268-2850
<b>Courtyard By Marriott</b> 119 Grand Ave. ....	268-3050	<b>Microtel Inn &amp; Suites</b> 105 Westover Dr. ....	450-1592
<b>Fairfield Inn</b> 173 Thornhill Dr. ....	296-7777	<b>University Inn</b> 6563 Hwy 49 .....	268-2850

## Recommended Local Restaurants

<b>Applebee's</b> 3703 Hardy St. ....	268-9230	<b>La Fiesta Brava</b> 6174 US Hwy 49 .....	584-9484
<b>Bakers Burger Co.</b> 6154 Hwy. 49 .....	336-5042	124 Grand Dr. ....	271-6070
<b>Bianchi's Pizzeria</b> 128 E. Front St. ....	450-1263	<b>Leatha's Bar-B-Que</b> 6374 Hwy 98. ....	271-6003
<b>Bop's Frozen Custard</b> 3320 Hardy St. ....	296-1228	<b>Mugshots</b> 204 N. 40th St. ....	271-2299
<b>Buffalo Wild Wings</b> 3 Churchill Street .....	288-7777	<b>Pizza Hut</b> 3610 Hardy St. ....	544-2318
<b>Brownstone's Restaurant</b> 103 E. Front St. ....	545-2250	<b>Po-Boy Express</b> 2511 W. 4th Street .....	582-9945
<b>Caliente Grill</b> 3319 Hardy St. ....	261-5423	<b>Popeye's</b> 105 N. 26th Ave. ....	544-8750
<b>Conestoga Steak House</b> Hwy 49 North. ....	264-8816	<b>Raising Cane's</b> 3509 Hardy St. ....	264-2630
<b>Crescent City Grill/ Purple Parrot Cafe</b> 3810 Hardy Street .....	264-0657	<b>Qdoba Mexican Grill</b> 3705 Hardy Street .....	450-4822
<b>Dickey's Barbeque</b> 50 Cross Creek Pkw .....	450-1710	<b>Sidelines Sports Cafe</b> 2763 Oak Grove Rd. ....	599-4263
<b>Domino's Pizza</b> 3211 Hardy St. ....	264-2996	<b>Sonic</b> 3700 W. 4th Street .....	264-1244
<b>The End Zone</b> 2505 W. 4th St. ....	583-8154	<b>Stonewall's BBQ</b> 2663 Oak Grove Rd. ....	450-3533
<b>Gold Post Sandwich House</b> 2210 Hardy St. ....	583-9454	<b>Subway</b> 2910 Hardy St. ....	264-1473
<b>Keg and Barrel</b> 1315 Hardy St. ....	582-7148	<b>Ward's</b> 101 Thornhill Dr. ....	264-4758
<b>Kentucky Fried Chicken</b> 2701 Hardy Street .....	261-9259	<b>Wendy's</b> 201 Westover Dr. ....	264-8339

All numbers are 601 area code.

PROUD OFFICIAL SPONSOR OF SOUTHERN MISS BASEBALL



**PERSONALIZE  
YOUR POWER**

 **EASTON**

**THE NEXT GENERATION OF POWER BRIGADE BATS  
HAVE ARRIVED AT [EASTON.COM/POWERBRIGADE](http://EASTON.COM/POWERBRIGADE)**

# 100 Years of Championships

**D**uring the 2012-13 academic year, the Southern Miss Department of Athletics will celebrate “100 Years of Championships and Commencements.” The year-long celebration will feature numerous nods to its past as we celebrate the history of the department over the first 100 years of athletics, which also includes Golden Eagle baseball. Each sport will hold a special event and baseball will be no different this spring.

The Golden Eagles will welcome back the 2003 Conference USA championship team during the Tulane weekend as many argue will that this team was the best Southern Miss baseball roster ever assembled. When the dust settled following that season, this Golden Eagle squad captured both the Conference USA regular season and tournament titles, captured a school-record 47 victories and remains the only team in this institution’s history to play host to an NCAA Baseball Regional.

Getting to that 2003 season, one must look back at the humble beginnings of Southern Miss baseball which dates back to the 1913 season when that first squad went 1-3. Despite having interruptions in play from 1917-18 for World War I, from 1931-1933 and then from 1936-46, during a time in which World War II was fought, the Golden Eagles now have played every year since 1947.

In all, there have been 13 head coaches in the program’s history, including just four different men to run the team since the 1959 campaign. C.J. “Pete” Taylor, considered by many as the “Father of Golden Eagle baseball” ran the program from 1959

until 1983, before Hill Denson took over the reins for 14 seasons (1984-1997). Corky Palmer then held the title of head coach for 12 seasons (1998-2009) in which he took the program to its greatest height, the College World Series, in his final year in 2009. Scott Berry is the 13th man to hold the position and begins his four season in 2013, having won a regular season and conference tournament title in his first three seasons.

The program has enjoyed incredible success, especially over the last 15 years, in which the team has been to 10 NCAA tournaments and 12 overall dating back to the 1990 season.

Over the last 60 years, Southern Miss has also seen its players go on to bigger and better things, making the baseball pinnacle – the Major Leagues.

One of the most decorated of these individuals in Jim “Peanuts” Davenport, who played from 1958 until 1970 with the San Francisco, earning National League All-Star honors in both 1961 and 1962, leading the Giants to the World Series in 1962. He went on to be manager of that franchise during the 1985 season.

A total of 16 former Golden Eagles have reached the big leagues and three of them have been on rosters nine years or longer including Chad Bradford (1998-2009), Davenport, Bubba Phillips (1955-1964), Pat Rapp (1992-2002) and Kevin Young (1992-2003). Bradford, along with Fred Waters (1955-56), also participated in the World Series.

Currently, the program has captured 11-straight winning seasons and 26 in the last 27 years. Over its current streak, the squad has won 40 or more games five times and eight times overall as the team has won 55 percent of its game all-time.

That level of success has also allowed the interest of Golden Eagle baseball to grow. Each year, the program draws top crowds, typically finishing in the nation’s Top 20 each year in attendance.

Over the last 30 years, the Golden Eagles primary residence – now called Pete Taylor Park at Hill Denson Field – has grown from its humbling beginnings as what used to be bleachers and a two-story building for a press box, into a state-of-the-art stadium, which now seats over 3,000 people in one continuous grandstand and also contains a luxurious press box and 12 suites for fans.

It is easy to see the growth of Southern Miss baseball over the first 100 Years and Golden Eagles look forward to the program’s continued growth during the next century.





# The University

# The University of Southern Mississippi

**F**ounded in 1910, The University of Southern Mississippi is a comprehensive doctoral and research-driven university with a proud history and an eye on the future.

In just more than 100 years, the University has grown from a small teachers' college into a premier research university that is a haven for the arts with a tradition of success in both academics and athletics.

Southern Miss has a diverse student body of more than 17,000 students from all 50 states and 70 foreign countries. The University offers undergraduate and graduate degree programs in six degree-granting colleges with more than 180 degree programs. A dual-campus university, Southern Miss serves students on campuses in Hattiesburg and Long Beach, in addition to six teaching and research sites in Mississippi.

## **Southern Miss continues to meet head-on the intellectual and human issues of the day.**

- A partnership between GE Aviation and the University is focused on composites development processing for the GENx aircraft engine.

- The Accelerator, a 60,000-square-foot business incubator, is providing a boost to start-up companies in the Gulf South region.

- The National Center for Spectator Sports Safety and Security is leading the development of sports security management research and solutions.

- Southern Miss produces the most entry-level nurses in the state per year.

## **Through a synthesis of research, teaching and service, Southern Miss transforms our students and our community.**

- Southern Miss students log more than 40,000 hours of community service each year.

- The University hosts more than 300 arts events each year.

- The University's Center on Aging is responding to the challenges posed by the growing senior population with an emphasis on local and regional needs.

- Southern Miss ranked among the nation's top business schools by U.S. News & World Report in both 2010 and 2011

## **The University of Southern Mississippi offers a top-flight educational experience that prepares students for the future.**

- Southern Miss offers study-abroad opportunities in 20 countries.

- The Center for Undergraduate Research affords students meaningful research opportunities.

- There are more than 290 student organizations on campus.

- We are home to the sixth-oldest, acceptance-based Honors College in the nation.

## **With a tradition of academic and athletic success, Southern Miss is leading the charge to the top.**

- The Pride of Mississippi marching band is highly respected nationwide and has been performing since 1923.

- Golden Eagle athletic teams have won five Conference USA football championships and three Conference USA baseball championships.


- The University is continually recognized for having the highest graduation rate in the state among men's athletics programs.

- Southern Miss was named a "Green College" for its commitment to sustainability by The Princeton Review.



# Dr. Rodney D. Bennett

University President



**D**r. Rodney D. Bennett takes office as the 10th President of The University of Southern Mississippi on April 1, 2013. Dr. Bennett came to Southern Miss from the University of Georgia, where he served as Vice President for Student Affairs. Dr. Bennett's selection as

President made history, as he became the first African-American president of a predominantly white higher education institution in the state of Mississippi. [News release/video announcing Dr. Bennett's hiring.]

Appointed to the presidency by the Board of Trustees of the Institutions of Higher Learning, Dr. Bennett is charged with serving as both the chief executive officer and principal educational officer of The University of Southern Mississippi. In general terms, the President is responsible to the Board of Trustees for every facet of institutional operations.

Specifically, the IHL Board delegates to its university presidents administrative control of the universities over which they preside. This includes responsibility for the administration of the divisions and departments of each institution and for keeping its expenditures strictly in harmony with the budget authorized by the IHL Board.

The president also must take the initiative in shaping the University's educational policy and academic standards in cooperation with the State Commissioner of Higher Education. The president has final authority over all employees. The president also is charged with the responsibility of maintaining appropriate standards of student conduct.


In the week following the Board of Trustees' announcement, the University's Hattiesburg campus was struck by a powerful tornado that

ripped through not only Southern Miss but also the surrounding community. No lives were lost, but several buildings on campus were damaged or destroyed. Dr. Bennett is currently leading the institution's recovery.

As Vice President for Student Affairs at the University of Georgia, Dr. Bennett was actively involved in all facets of student life, from improving facilities to creating service learning opportunities and celebrating the spirit of diversity on campus. He helped raise funds to enhance student life on campus and improved communications with faculty, staff, students and parents on the Athens campus and three UGA extended campuses.

Dr. Bennett served as Chair of the UGA Athletic Association NCAA Recertification process, including the institutional self-study. In addition, he was a member of the on-site committee for the Southern Association of Colleges and Schools, reviewing compliance areas related to student life and student affairs.

Dr. Bennett holds a Doctor of Education Degree in Educational Administration from Tennessee State University in Nashville, a Specialist in Education Degree and a Master of Education Degree in Educational Administration from Middle Tennessee State University in Murfreesboro, and a Bachelor of Science Degree in Mass Communication from Middle Tennessee State.



# Jeff Hammond

Athletics Director



**J**eff Hammond, a former Southern Miss student-athlete and football standout, begins his first year as the Athletics Director at Southern Miss, a role he was appointed to after serving on an interim basis on June 6, 2012. Hammond joined the Golden Eagle athletics staff as a senior

associate director of athletics in July 2010 following a distinguished military career. In his role at Southern Miss, he has worked to raise funds and plan the celebration of 100 years of athletics, "A Century of Championships and Commencements."

"I am most grateful to The University of Southern Mississippi for the opportunity to lead our athletics department into the future," Hammond said at his hiring press conference. "I appreciate the trust of both (University President) Dr. (Martha) Saunders and Dr. Lucas, and the support of many wonderful Golden Eagle supporters across the state of Mississippi and throughout the world. My commitment is to lead by example, from the front, always demonstrating a love for our University and the moral courage always to do the right thing. It is time to come together as a University team and chart a course into the future on the eve of the 100th anni-

versary of Southern Miss athletics."

Hammond began his military career in 1978 following graduation from Southern Miss, where he earned bachelor's and master's degrees in special education. He was a quarterback from 1976 to 1978 and team captain for the Golden Eagle football team.

Upon graduation, Hammond was commissioned as a second lieutenant, and eventually rose to the rank of major general. During his military service, he commanded a division of 28,000 soldiers and their families at war for 15 months, resulting in long-term sustainable security across Baghdad, Iraq. His professional military decorations include earning the Distinguished Service Medal twice, Defense Superior Service Medal, Legion of Merit and the Bronze Star three times. In addition, he earned the Combat Action Badge and was awarded the Joint Chiefs of Staff and Army Staff Identification badges. Over the years he deployed on four different occasions, three of which involved combat operations and one involving enforcement of the Dayton Peace Accord. His staff experience range from the Army Director of Operations, Readiness and Mobilization, located in the Pentagon to include duty with the Pentagon Joint Staff, and the Allied Command Europe Rapid Reaction Corps, Germany.

Hammond and his wife Diane, who is also a Southern Miss graduate, have been married for 29 years. They have two children, Michael and Megan.



# Senior Administrative Staff

## Jason Gray

Senior Associate Director of Athletics/  
Compliance and Student Services



**J**ason Gray begins his fifth year as the Senior Associate Director of Athletic over the areas of Compliance and Student Services.

In this capacity, Gray supervises all services as they relate to the student-athlete, including

the Student Academic Enhancement Program, Life Skills, Strength and Conditioning, and Sports Medicine.

In addition, he oversees C-USA and NCAA Compliance, life skills programs, student-athlete financial aid, the NCAA certification process, eligibility, NCAA special assistance funds, and the department's graduate assistants. In addition, he serves as administrator of the spirit squads.

Prior to Southern Miss, Gray was the Assistant Athletic Director for Compliance at Rice from 2000 to 2007. He also served a four-year stint as the Assistant Director of Compliance at Baylor following a one-year internship at LSU.

Gray earned his master's degree from West Virginia (1997) and is a Southern Miss alumus, earning his bachelors from the institution in 1996.

## Kent Hegenauer

Associate Director of Athletics/  
Senior Internal Operations Director



**K**ent Hegenauer begins his first full-season as the Senior Internal Operations Director at Southern Miss after stepping into the capacity in January 2012.

Hegenauer serves as the department's chief internal operating officer and has direct oversight and provides leadership in the areas of budget, policies and procedures, facilities and premium seating.

He also has oversight and leadership roles in the areas of event management, personnel, ticket sales and ticket operations.

Hegenauer joined the Southern Miss staff in 2008 as the Associate Director of Athletics but added the senior role in 2012.

Prior to Southern Miss, he served as the Director

of Ticket Operations at the University of South Carolina from 2005 to 2008 and the Director of Ticket Operations at Texas Christian University from 2003 to 2005.

In 2003, he ended a four-year stint at Michigan State where he served as the Assistant Ticket Manager, Michigan State University. He also had a two-year stop at C-USA member Tulane, where he was a ticket manager in 1998.

Hegenauer is a 1996 graduate of Indiana University.

## Jeremy McClain

Deputy Director of Athletics



**J**eremy McClain begins his first year as the Deputy Director of Athletics.

McClain oversee the daily marketing and ticket sales operations while supervising the athletics department development program, including the Eagle Club, major gifts and

the Circle of Champions.

Prior to Southern Miss, McClain served five years as the Director of Athletics at Delta State, from 2007-12. Before becoming Athletics Director, he served as the Director of Development for the Delta State University Foundation during the 2006-07 academic year.

Prior to joining Delta State, McClain served as a Marketing Representative for Federated Insurance Company. From 2002-03, he was an Account Executive for the Jackson Senators Minor League Baseball Team.

McClain played professional baseball for five years, where he was a three-time Central Baseball League All-Star.

McClain is a 1999 graduate of Delta State, where he was a Division II Baseball All-American.

# Senior Administrative Staff

## Sonya Varnell

Senior Associate Director of Athletics/  
Olympic Sports/Senior Woman Administrator



**S**onya Varnell enters her 7th year as the Senior Associate Director of Athletics as Senior Woman Administrator.

In this role, Varnell provides oversight of 13 of the department's 16 intercollegiate sport programs, which includes complete manage-

ment of the sport, including business and finance, facility development and fundraising.

She also directs and monitors the department's gender and minority equity plans, as well as coordinates fund raising efforts for the women's sport programs. Her other areas of responsibility include coordinating the department's performance evaluations and monitoring the hiring practice of the athletics department and provide diversity training workshops for the athletics staff.

Varnell joined the Southern Miss staff in 1999 as the SWA and added the senior associate title in 2005. Prior to Southern Miss, she was the Business Manager for Varnell Construction for one year and worked with the Alexander von Humboldt Foundation as a Bundeskanzler Scholar.

For four year, from 1993-97, she was the Coordinator of Multicultural Programs for Athletics at Nebraska, and a two-year stint as the Compliance and Academic Affairs Assistant for the Southeastern Conference preceded that. Varnell, a 1991 and 1989 graduate of Ole Miss, spent two years as the graduate assistant track and field coach for the Rebels after a four-year letter winning career.

## Dr. Dennis Phillips

Faculty Athletics Representative



**D**r. Dennis Phillips begins his eighth season as the Faculty Athletic Representative to the department. Phillips provides input to the athletics department in relation to budgetary matters, policy and governance and compliance, also serves as the

voice of the faculty on all matters relating to intercollegiate athletics.

Phillips, a professor in the University's school of Human Performance and Recreation came to

Southern Miss in 1992 as a Tenured Associate Professor. In 1999, he added the title of Graduate Coordinator for the school.

Prior to Southern Miss, he coordinated solicitation for the Volleyball Hall of Fame for a year and was the Assistant Director of Athletics at Springfield College for three years from 1987 to 1990. From 1978 to 1987, Phillips was the Basketball Administrator at Southwest Baptist University while also serving as a Tenured Assistant Professor of Health, Physical Education. A two-year stint as an admission counselor and Director of Intramurals and Physical Education teacher at Mount Marty College followed a two-year stop as a Physical Education and History teacher.

Phillips earned his doctorate at Springfield College in 1990 and his master's at Whitworth College in 1976. He earned his bachelor's at Pacific Lutheran in 1973.

## Christi Holloway

Chief Financial Officer



**C**hristi Holloway serves as the Chief Financial Officer for the USM Athletic Department and has done so since January 2012.

Prior to serving the department directly, Holloway has overseen the USM Athletic Foundation since 2001, a responsibility she still holds.

In this capacity, Holloway is responsible for determining the fiscal requirements, developing and monitoring the annual budget and maintaining all athletic financial records. Holloway prepares and analyzes all financial statements; reporting progress, adverse trends and appropriate recommendations and conclusions to the VP of Financial Affairs and reporting to the Athletic Foundation Board of Directors. She serves as the department's liaison to the University's audit, budget, and financial administration offices.

Prior to Southern Miss, Holloway was the Assistant Comptroller for Georgia Gulf Chemical for two years and a Controller for J&R Restaurant Group from 1997 to 1999). From 1991 to 1997, she served as a CPA with a focus on Public Accounting.

Holloway is a two-time alumnus of The University of Southern Mississippi, earning her bachelor's in Accounting in 1991 and her MBA in 2005. She is also a licensed Certified Public Accountant.

# Senior Administrative Staff

## Brent Jones

Associate Athletic Director/Communications



**B**rent Jones enters his second year as the Associate Athletic Director for Communications at the University.

In this capacity, Jones serves as the department's chief marketing, advertising, and communication officer and has direct over-

sight and responsibility for the areas of sports information, licensing, video operations, multimedia, broadcasting, IMG College, and is the sport administrator for the university spirit squads.

Since his appointment to the position in June 2011, Jones has increased Twitter followers by 400% and Facebook likes by 160% and has launched numerous billboards campaigns.

Under Jones, the Golden Eagles saw record attendance for C-USA games against UCF and SMU, setting high-water marks for C-USA games for the school. Southern Miss was also featured on three CBS Sports Network specials that resulted in over \$400,000 worth of free national exposure and advertising.

Prior to Southern Miss, Jones spent five years at Georgia Southern, first as the Director of Eagle Sports Marketing and then as the Assistant Athletic Director of Eagle Sports Marketing. While there, he raised \$8 million in external funding through sponsorships, VIP suites, ticket sales and corporate trade outs. In addition, he secured the top three largest corporate sponsorships in the history of the GSU athletics program as well helped increase football season ticket revenue by 100 percent over that span.

Jones also spent one year as the Director of Game Day Operations for Rebel Sports Marketing at Ole Miss.

Jones is a 2004 graduate of Oglethore University where he earned his degree in History and Secondary Education while also participating as a member of the school's baseball team. He also holds his master's degree from the University of Mississippi.

## Brian Morrison

Associate Athletic Director/Major Gifts



**B**rian Morrison begins his first year as the Associate Athletic Director for Major Gifts, a position he began in March 2012.

Morrison returns to the department after a 14 - month stint with the University's Foundation where he served as a devel-

opment officer.

As the director for major gifts, Morrison is tasked with identifying and securing donors for major and planned contributions to the athletic department. He is also charged with coordinating the process of receiving gifts used by the department for scholarships and other budgetary needs.

Morrison previously served the department as the Coordinator of Athletic Marketing and Sales in 2008 after serving as the graduate assistant in 2007.

During his time in athletics, Morrison also assisted in increasing football ticket sales by 10 percent, setting a school record in 2008 as the University averaged recording-breaking crowds in both attendance and season average during the 2008 and 2009 football seasons. He oversaw, sold and serviced hospitality tailgating tent sales for football and baseball that generated over \$18,000 per season.

He developed and implemented promotional tickets nights at basketball, baseball and football games, such as the "Family Four Packs," "Two for Tuesdays," "Military Mondays," and various others. He also began a new ticket/annual fund package for recent USM graduates and in which it tripled in size in one year.

Morrison earned his bachelor's degree from Ohio University in 2007 and his master's from Southern Miss in 2008.

# Academic Success

**G**olden Eagle student-athletes understand that achieving a quality education is the most important thing in their collegiate life. However, with the demands of each athlete's athletic pursuits, balancing both is, at times, difficult to achieve. Thankfully, the Southern Miss Student Academic Enhancement Program (SAEP) helps its student-athletes attain and maintain that balance by providing quality academic support services. The mission of the SAEP is designed to give Golden Eagle athletes needed support to assure that academic success is realistic, not only during the athlete's playing days, but also after his or her eligibility has expired.

- The SAEP emphasizes making the academic career at the university one of production, by counseling student-athletes in a variety of areas, including course selection and degree plans.

- The SAEP also focuses on preparing the student-athlete for life beyond graduation.

- Aided with the help of tutors, the SAEP offers individualized tutoring in all courses and an academic center that includes a study hall and full access computer lab.

- In addition, the SAEP also monitors NCAA eligibility requirements for the student-athletes, ensuring participation in their respective sports.

- Golden Eagle student-athletes also are involved in a variety of individual and group community service projects, along with life skills programs that further develop the overall person.



- The graduation rates of all student-athletes at Southern Miss are higher than those of non-athletes.

- Golden Eagle athletes are consistent members on the President's and Dean's Lists, as well as among the leaders in Conference USA scholars.

- During the 2011-12 academic year, there were 41 student-athletes to make the Conference USA Commissioner's Academic Medal list for a grade point average of 3.75 or better, while 124 made the Commissioner's Honor Roll.

- Eleven different Southern Miss student-athletes captured C-USA All-Academic Team honors for their respective programs during 2011-12 while two Golden Eagle student-athletes garnered CoSIDA Academic All-District Accolades.



# Strength and Conditioning

**T**he Golden Eagle football team strives to play at its peak level each week during football season.

To do that, much preparation, hard work and dedication is needed, to attain the high performance that is associated with Southern Miss Football each year. Physical preparation and conditioning is the foundation to that success. Each player understands that off-season work is the stepping stone to the next season, and without hard work, dedication and many hours of training, becoming a champion is impossible.

Located in the Athletic Center, across from the football locker room and meeting rooms, the Southern Miss Strength and Conditioning program has two main goals – helping athletes to enhance their individual performance potential and aiding in the prevention of injuries through training.

The strength and conditioning program builds a workout plan that will enhance the weakest phase of each individual's ability. If each person is only

as strong as their weakest link, the program strives to make that weak link strong. The athletes receive a specialized workout that concentrates on improving their performance levels geared to sport specific training acumens.

The spacious floor area features 4,300 square feet of workable space, more than doubling the size of the previous weight room, while the workout area features equipment from some of the leading manufacturers of training equipment in the nation, including Power Lift, Hammer Strength and Life Fitness. There are 12 training platforms and 12 racks. Also, a number of workout machines that target each of the major muscle groups in the body, along with dumbbells and cardiovascular equipment.

Under the direction of renowned strength coach Mark Smith, the Golden Eagles also train for championship seasons with assistant coaches Brendan Gregory, Shelton Stevens and Ben Sowders.



# Athletic Training

**B**umps, bruises, aches and pains are all common when playing a varsity sport, especially with practices, games, weight training and conditioning drills, which are all parts of a student-athlete's collegiate life. But thanks to the hard work and devotion of Southern Miss' Certified Athletic Trainers and Student Athletic Trainers, Golden Eagle athletes receive the highest level of medical care possible in order to remain on the field of competition. Southern Miss also has a quality group of team physicians who meet all of the medical needs of the 16 athletic teams at the University. The team physicians are specialized and skilled in the various types of injuries and Sports Medicine conditions that can occur in athletic competitions.

The Sports Medicine Program revolves around three major aspects – prevention of athletic injuries, treatment and rehabilitation of those injuries, and recognition of injuries and medical conditions that require referral to appropriate medical personnel. The athletic center, constructed in 2002,

allowed for an approximately 4,000 square foot state-of-the-art athletic training facility in which all student athletes receive pre-practice and pre-game preparation, rehabilitation of injuries, and physician examinations.

The athletic training room is an open area where Assistant Athletic Director/Sports Medicine Todd McCall and his staff can view all the aspects of sports medicine. There are 11 examination tables in the 4,000-square foot room, nine of which are housed in the main athletic training room while the other two are housed in the physician suite examination rooms, allowing for patient-physician privacy.

The facility also houses a state-of-the-art hydrotherapeutic swimming pool, which provides athletes with water resistance to speed up the rehabilitation process, while decreasing stress on the injured body parts. Along with the hydrotherapeutic pool, the facility also benefits student-athletes with an in-house X-ray unit, which assists the Sports Medicine Staff and Physicians in diagnosis of athletic related injuries.



# Pete Taylor Park/Hill Denson Field

# “The Pete”



**I**n Southern Miss folklore, the names Pete Taylor and Hill Denson are legendary. Not only are the two among the greatest coaches in school history, but they also are immortalized as the namesakes of the Golden Eagles’ home stadium.

Pete Taylor Park/Hill Denson Field has been the home of Southern Miss baseball since 1984, when the facility was opened. “The Pete” as it is nicknamed, has seated more than a million fans who have entered its gates. During that time, the Golden Eagles have been regularly among the top teams in the nation in attendance.

The stadium is named in honor of C.J. “Pete” Taylor, who remained a dedicated Golden Eagle fan after serving the University in a variety of capacities until his retirement up until his death in May of 2011.

Taylor became the 10th baseball coach in Southern Miss history and guided the Golden Eagle baseball program from 1959-83.

Ten years ago, Hill Denson Field was added to the name of the park in honor of the man, who carried the torch after Taylor and took the baseball program to the next level, a higher status where it currently competes today.

One of Taylor’s pupils, Denson took the reins from his mentor in 1984 and took the Golden Eagles



to unprecedented heights.

In his 14 seasons as the head coach at Southern Miss, Denson compiled a 468-386-2 record, guiding the program to 10, 30-win seasons, two 40-win seasons and two trips to the NCAA Regional Tournament, the school’s first in all three categories.

The stadium features chairback seating for 2,054 fans and bleacher seating for 1,212, after its most recent renovation prior to the 2012 season. The facility upgrade extended the main grandstand past each dugout to give it a more overall stadium look. The extended grandstands eliminated the bleacher seating that had been utilized down each of the base lines.

The stadium also has media facilities and a popular right field lounge area known as the “Right Field Roost,” which has reserved parking for 40 vehicles and is equipped with barbecue grills.

Since the park first opened, it has undergone numerous improvements. In 1991, the press box was enlarged to handle radio and television broadcasts. A concession area, permanent restroom facilities and an electronic scoreboard were also added.

Over the years, other additions have included expanded sunken dugouts, an automatic underground watering system, underground french drainage system, a full-size infield tarp, Triple A specifica-

# Pete Taylor Park/Hill Denson Field



tion lighting system, a state-of-the-art public address system, four covered batting cages equipped with pitching machines and covered bullpen mounds.

Pete Taylor Park is complemented by the Rogers, Thames and Welch Baseball Center, which opened its doors in August of 2001. It is located adjacent to the bleachers behind home plate and down the first-base line. The complex provides the Golden Eagle program with several amenities including a team locker room, training room, meeting room, an area for equipment storage and distribution, a laundry area, as well as coaches' offices and dressing rooms for coaches and umpires. During the summer of 2003, the parking lot was paved and ornamental fencing replaced the fence and gates at the entrance of the park. A new scoreboard was added in the 2005 summer with an electronic video board.

The 2008 season saw the addition of 12 luxury suites and a new press box. This addition makes "The Pete" one of the few collegiate baseball stadium in the nation that offers luxury suites.

The addition includes two levels, both of which are accessible by elevator. There are eight luxury boxes on the first level and the second level consist of four suites and a working press box. There are also spacious booths for both home and visiting radio broadcast, a game operations booth and a larger booth to accommodate live television needs.

Because of the tradition of the program as well as the first-class facilities offered at "The Pete," Southern Miss has been selected to host several tournaments, including the 1990 Metro Conference Tournament, the inaugural Conference USA Tournament in 1996,

## Pete Taylor Park/Hill Denson Field

**Seating:** 3,266

(2,054 chairback seats; 1,212 bleacher seats)

**Suites:** 12 (eight on second level and four on third level)

**Playing Surface:** Tifton 419 Hybrid Bermuda

**Record Crowd:** 5,689

(March 30, 2011 vs. Ole Miss)

**Dimensions:**

**LF:** 340, **CF:** 400, **RF:** 340, **Alleys:** 365

## Top Crowds at "The Pete"

Attendance	Opponent	Date
1. 5,689	Ole Miss	3/30/11
2. 5,658	LSU	4/9/08
3. 5,377	Ole Miss	4/5/05
4. 5,177	Mississippi State	4/26/06
5. 5,132	Ole Miss	4/11/07
6. 4,770	Mississippi State	4/25/06
7. 4,760	Mississippi State	4/7/04
8. 4,705	Ole Miss	4/22/09
9. 4,673	Ole Miss	3/23/04
10. 4,601	Baylor <sup>^</sup>	6/1/03
11. 4,525	Mississippi State	4/22/08
12. 4,464	Mississippi State	4/23/08
13. 4,553	Southern <sup>^</sup>	5/30/03
14. 4,551	Mississippi State	5/18/10
15. 4,381	Tulane	4/24/05

<sup>^</sup> - NCAA Hattiesburg Regional

the 2003 NCAA Hattiesburg Regional Tournament, 2005 C-USA Tournament and the 2009 C-USA Tournament.

Pete Taylor Park/Hill Denson Field has developed into one of the top baseball parks in the South and is among the best in the nation. The facility not only serves as the home for Golden Eagle baseball, but also is used by various American Legion and high school championship and all-star events.



# The Golden Eagles' Right Field Roost

**T**he "Right Field Roost" consists of 40 assigned areas behind the right field wall and down the right field foul line, where fans can park their vehicles and tailgate, socialize, watch good college baseball and support the hometown team.

This area began as an informal gathering place where fans brought their grills to cook-out when Pete Taylor Park/Hill Denson Field opened in 1985. By the late 1980s, it became such a popular area, that it was organized by former Head Coach Hill Denson and spots were assigned and sold on a season basis.

Now, it has become an integral part of the tradition and atmosphere of the "The Pete". Any given game, "The Roost" will be so full of spirited fans that they are lined up three to four rows deep, barbecuing an assortment of items, visiting with their friends, cheering on the Golden Eagles and heckling the opposing outfielders, pitchers warming up in their bullpen and when the opposing team strikes out or makes an error.

The "Right Field Roost" is sold out each season, and the fun and excitement that it generates causes the waiting list to grow bigger and bigger each year.



# Stephen Hatten Memorial Grove



**T**he Stephen Lane Hatten Memorial Grove serves as a living memorial to former Golden Eagle Stephen Hatten, who lost his long battle with cancer on May 2, 1998.

The Grove is located behind

the Rogers, Thames and Welch Baseball Center just inside the main entrance to Pete Taylor Park.

Hatten, a Hattiesburg High product who signed with Southern Miss in 1992, was diagnosed with leukemia about the same time he decided to attend Southern Miss. He missed his entire freshman season while battling the disease, but came back in 1994 to play in five games as a catcher for the Golden Eagles. That summer, the cancer that had been in remission returned, spelling an end to Hatten's playing career.

Despite his battle for life, Hatten remained in school and graduated with honors. In 1997, he received the R. J. Bishop Mississippian Award, the University's highest student honor given annually to a student who endures and overcomes hardships in pursuit of a degree from Southern Miss.



At the time of his death, Hatten had already been accepted to the University of Mississippi Medical School in Jackson. The State College Board approved a request from the Southern Miss Foundation for the construction of The Grove. The money to finance the project was raised through individual donations.

In addition to The Grove, there is also an Athletic Scholarship Endowment in the name of Stephen Hatten that is awarded every year to a deserving Southern Miss baseball player.



# Rogers, Thames & Welch Baseball Center



**S**ince its opening in 1984, Southern Miss' Pete Taylor Park/Hill Denson Field has been one of the premier collegiate baseball facilities in the South. Now with the addition of the Rogers, Thames and Welch Baseball Center, this facility has elevated its status even more.

The facility was made possible by numerous donors, with major contributions from Charles "Bubba" and Sharon Rogers, Clay and Cindy Thames, Scott Thames and Nick and Gigi Welch, who provided the majority of the total cost of the facility.

In November of 2000, Southern Miss broke ground on the project, the foundation was laid in December and the walls and roof were completed in January. In August 2001, the baseball center opened its doors and what was once a dream, became a reality.

"The Rogers, Thames and Welch Baseball Center brought a new dimension to our program, and the success we have had on the field since is no coincidence. This building helped put Southern Miss baseball on the map."

**Southern Miss  
Head Baseball Coach  
Scott Berry**

The 6,000-square foot facility, adjacent to the first base side of the park, was completed and in use for the 2002 baseball season.

With the addition of the center, current and future Southern Miss players have a home that rivals that of any other institution in Conference USA, if not the country.

The center, funded totally by private donations, provides state-of-the art facilities, including a team locker room, training room, players lounge, an area for equipment storage and distribution, a laundry area, as well as coaches' offices and dressing areas for coaches and umpires. There is also a large lobby area at the entrance of the building, displaying the history and tradition of the baseball program.



# Professional Baseball

**S**outhern Miss baseball players have enjoyed success in professional baseball, as former Golden Eagles can be found on major league and minor league rosters. With 10 former standouts currently playing professionally, Southern Miss' reputation for training and producing professional caliber talent each year has steadily increased.

Southern Miss has had 66 players drafted 74 times since 1966, including 17 in the top 10 rounds and 11 in the top five rounds. The Golden Eagles had two players (Tommy Davis – 1994; Brandon Parker – 1997) get drafted in a program-high second round. Former standout B.A. Vollmuth was chosen in the third round by the Oakland Athletics in the 2011 MLB First-Year Player Draft.

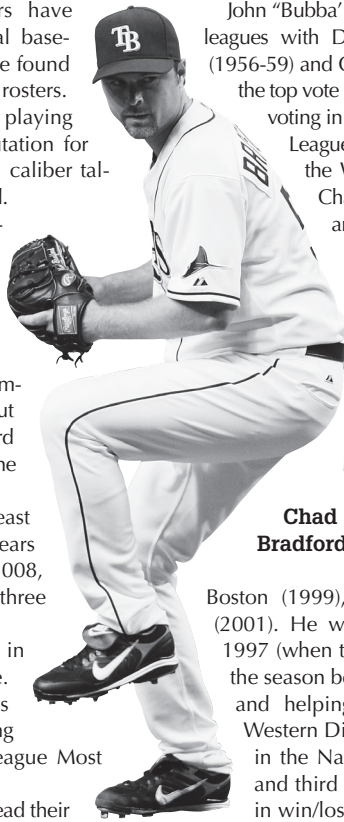
The Golden Eagles have had at least one player drafted in 11-straight years (2001-11), including four in 2006, 2008, 2009, and 2011, five in 2004 and three in 2003.

Sixteen players have played in at least one major league game. Southern Miss has had three players who finished in the Top 25 voting for either American or National League Most Valuable Player honors.

Five Golden Eagles have helped lead their respective teams to 13 American or National League Division Championships, including three players who played in the World Series.

Jim "Peanuts" Davenport played 13 years in the major leagues with San Francisco (1958-70), and was one of the top vote leaders in the National League MVP voting in 1962. In that same year, he won a gold glove at third base, was named to the all-star team and helped lead the Giants to the World Series.

He served as the skipper of San Francisco in 1985. He was seventh in doubles in the National League in 1961.



John "Bubba" Phillips played 10 years in the major leagues with Detroit (1955, 63-64), Chicago, AL (1956-59) and Cleveland (1960-62), and was one of the top vote leaders in the American League MVP voting in 1961. He was ninth in the American League in doubles in 1959 and helped lead the White Sox to the American League Championship that year and an appearance in the World Series.

Kevin Young played 12 years in the major leagues with Pittsburgh (1992-95, 97-03) and Kansas City (1996) and was one of the top vote leaders in the National League MVP voting in 1997. He was No. 10 in the National League in doubles in 1998 and No. 7 in 1999.


**Chad Bradford** played 10 years in the major leagues with San Francisco (1992, 97), Florida (1993-97), Kansas City (1998), Boston (1999), Baltimore (2000) and Anaheim (2001). He was part of the Florida Marlins in 1997 (when they won the World Series) for half the season before being traded to San Francisco and helping them to the National League Western Division Championship. He was fifth in the National League in shutouts in 1994 and third in shutouts, fifth in wins and tenth in win/loss percentage in 1995.

Chad Bradford played 12 years in the major leagues with Chicago, AL (1998-00), Oakland (2001-04), Boston (2005), New York, NL (2006) Baltimore (2007-08) and Tampa Bay (2008-09). He helped lead the White Sox to a Division Championship in 2000, the A's to two Divisional titles in 2002 and 2003 and the Mets in 2006. He also helped the A's to the ALDS in 2001 and the Red Sox in 2005. He became the third former Golden Eagle to pitch in the World Series in 2008 for the Rays.


Brian Dozier is the latest former Golden Eagle to get the call, getting his promotion in May of 2012 with the Minnesota Twins.




**Bob McCrory**



**Pat Rapp**



**Bill Selby**



**Kevin Young**



# 2013 Outlook

# 2013 Outlook

The Southern Miss baseball program has high expectations. The program has matured into one that is used to winning seasons and enjoying the feel of playing baseball in the month of June.

Heading into the 2012 season, the Golden Eagles had made nine-straight NCAA Tournament appearances and 12 overall dating back to 1990.

The program once again produced a winning season, going 32-24 overall and 14-10 in Conference USA play which was good for a third-place tie in league play. In the end, though, it was not good enough to make the postseason.

Now, heading into 2013, the Golden Eagles are poised to make that run again.

Seven position player starters return as do the entire weekend rotation for the Golden Eagles last season. In all, 22 letter-winners return from last year's club, including 10 pitchers, which should give fourth-year coach Scott Berry a strong nucleus as Southern Miss will battle through another tough schedule.

Back from last year's team are four players that achieved Conference USA All-Freshman honors, including Freshman of the Year, Mason Robbins. Pitcher Jake Drehoff, along with infielder/outfielder Michael Sterling and pitcher/infielder Bradley Roney were also awarded the same title.

Southern Miss brought more key players into the spotlight as pitcher Andrew Pierce boasted the league's Newcomer of the Year award. The former junior college player was also a first-team league selection, while infielder Ashley Graeter earned second-team honors.


With several key players returning to Pete Taylor Park, Southern Miss is setting its eyes on capturing a 10th round of postseason play in the last 11 seasons. Heading into the season, Collegiate Baseball ranks the Golden Eagles No. 36 in the publication's pre-season Fabulous 40 list and Baseball America chose the squad No. 23 in their preseason rankings.

## Infielders/Catchers

Four starters return on the infield for the Golden Eagles in 2013.

Starting at first base, senior Blake Brown (Semmes, Ala.) returns to anchor the position after starting there 53 times last season. Brown sported a .271 batting average with team-highs of six home runs and 41 RBI. He made just two errors at the position and should start there again this season.

True freshman Tim Lynch (Jupiter, Fla.) should also see action at first base as the power-hitting infielder can also play at third base.



Blake Brown

Senior Isaac Rodriguez (Weston, Fla.) has second base secure as he has been a fixture there over the last couple of seasons. Rodriguez hit .276 with six doubles and 14 RBI a year ago to go along with just a pair of errors in the field.

The shortstop position is one that could see several different players there. Senior Travis Creel (Ocean Springs, Miss.) should make a run at that spot as well as Sterling (Meridian, Miss.), who enjoyed a stellar freshman campaign in 2012. True freshman Nick Dawson (Bartlett, Tenn.) and possibly Connor Barron (Hattiesburg, Miss.) could see some time in that spot as well.

Creel appeared in 50 games last season and collected a .231 batting average with a pair of homers and 22 RBI, while Sterling hit .288 to go along with a home run, 16 RBI and an on base percentage of .486 which included being hit by a pitch a school-record 28 times.

Dawson comes to the Golden Eagles highly touted from Bartlett High School.

At third base, Roney finished 2012 there and should wind up there again this season. In addition, Lynch might see some time there as well as Brown and Creel, when Roney comes in to pitch late in games.

Roney posted a .227 batting average in his initial season with the Golden Eagles with a pair of homers and 10 RBI.

Redshirt freshman Breck Kline (Slidell, La.) could also see some time at one of the left-side of the infield spots after getting a year to learn the system in 2012.

# 2013 Outlook

## The Outfield

The Golden Eagle outfield returns two starters as well with the only spot looking to be filled will be in leftfield with the absence of four-year starter Kameron Brunty.

Senior Dillon Day (Geismar, La.) returns to anchor centerfield after posting a .290 batting average with 10 doubles, four triples and 20 RBI a year ago. Day will likely hit leadoff for Southern Miss and will be its top steal threat after compiling seven last season.

In rightfield, the sophomore Robbins (Leakesville, Miss.) returns after a stellar initial season for the Golden Eagles in which he posted a .330 batting average with 11 doubles, five triples and three homers to go along with 38 RBI. Robbins enjoyed an 18-game hitting streak during his first season.

The biggest question in the outfield will be in leftfield, where several different players should battle for the spot. Barron and Kline will do battle for a spot in left during the preseason, but also sophomore Andrew Furr (Ackerman, Miss.) could see some playing time out there.

When not playing first base, Brown could also fill that role as well.

## Pitching

This is the area where Southern Miss may be its strongest heading into the 2013 season.


The Golden Eagles return all three weekend starting pitchers from a year ago, including Pierce (Stringer, Miss.), Drehoff (Alpharetta, Ga.) and Robbins.

Pierce, a righthander, compiled a 7-4 record with a 1.99 ERA to lead the club as he fanned a team-high 96 while walking just 16 in 99 1/3 innings of work. A two-time C-USA Pitcher of the Week, Pierce was the Friday night pitcher for the Golden Eagles for most of the campaign.

The left-handed Drehoff held down the Saturday slot as he compiled a 6-2 record with a 3.51 ERA. He fanned 57 and walked just 35 in 95 innings of work. Robbins, another lefthander, emerged as the Sunday starter during the year and posted a 1-0 mark with a 4.01 ERA in six starts during the year as he made 10 total appearances on the mound when he wasn't playing in rightfield.

Look for junior college transfers Conor Fisk (Brown Deer, Wis.), a righthander and A.J. Glasshof (Sugar Land, Texas), a lefthander, to vie for starting spots as well, along with junior transfer Sean Buchholz (Carpentersville, Ill.).

The staff also has a quality stable of relievers in junior righty Cameron Giannini (Danville, Va.), who was 3-3 with a 3.67 ERA in 16 appearances, along with junior righthander Jay Myrick (Spanish Fort, Ala.) who tallied 11 appearances with a 2-1 mark and a 5.94 ERA.



The Golden Eagles should get some innings for junior righthander Boomer Scarborough (Pass Christian, Miss.), who was 2-2 with a 3.35 ERA, and has been used as both a starter and reliever over his first two seasons. Sophomore righty James McMahon (Hattiesburg, Miss.) is also back after putting together a 2-1 mark with a 5.11 ERA a year ago, along with senior southpaw Paxton King (Brookhaven, Miss.) who posted a 1-1 record and an 8.80 ERA, and sophomore lefty Cody Livingston (Brandon, Miss.), who was 3-1 with a 4.25 ERA last season.


Entering newcomers junior righthander Daniel Wineski (Ocean Springs, Miss.), freshman righty Jake Winston (Vidalia, La.), redshirt freshman Luke Lowery (Sumrall, Miss.), should add to the bullpen's strength.

Also, Southern Miss will go to the right-handed closer in Roney who posted 11 saves as that role in his first season a year ago.

## Schedule

The 2013 Golden Eagles will take on several challenging programs that achieved postseason play last season. Though this year may be a more favorable schedule compared to the previous, Southern Miss will have to be amply prepared for the fight ahead.

# 2013 Outlook



Andrew Pierce

The season begins with a weekend series at Pete Taylor Park on Feb. 15 against Southeastern Conference newcomer Missouri, which is set to begin on Friday and conclude Sunday, Feb. 17. The first road matchup will start Feb. 19, as the team travels to Tuscaloosa to face Alabama.

USM will then host the Southern Miss Invitational Tournament, beginning the weekend against Eastern Illinois on Feb. 22 at home. Missouri State faces the Golden Eagles in Pete Taylor Park on Feb. 23, following its game against Alcorn State. Finalizing the last day of Southern Miss play is a showdown with Alcorn State, which concludes the tournament on Sunday, Feb. 24.

Following the Southern Miss Invitational, the team travels to Louisiana-Monroe on Feb. 26 to continue its campaign on the road.

From March 1-3, the Golden Eagles continue away game-play with a three-game stent at Troy. The final matchup concludes with an afternoon game scheduled for 1 p.m. On March 6, USM ends its road trip across Alabama and Louisiana with a showdown at South Alabama.

Southern Miss returns home to go head-to-head against Louisiana-Lafayette for a series that last three days (March 8-10). Afterwards, the team

travels to Pearl, Miss., to compete on a neutral site against Mississippi State at Trustmark Park.

The Golden Eagles then meet Central Arkansas at Pete Taylor Park for three days of play, stemming from March 15-17. Afterwards, the team goes on to face off against Auburn at Hank Aaron Stadium in Mobile, Ala., to add as its second neutral site game of the season.

At home for a stretch of four games, the team will then continue regular season play at the center of its schedule with a three days of competition with Rice. The two teams will play March 22-24. South Alabama then hits the road to play USM for the second time this season at Southern Miss.

Making their way to further south, the Golden Eagles go on to play Central Florida from March 28-30 at Jay Bergman Field. Following the showdown against the Knights, the team travels to Metairie, La., to meet LSU at Zephyr Field on April 3.

Beginning the bottom half of the schedule is a three-day contest against Tulane (April 5-7). Afterwards, the Golden Eagles go on the road to play New Orleans (April 9-10), with the final

game at home. Marshall will then meet USM from April 12-14.

Ole Miss makes its way to Trustmark Park in Southern Miss' third neutral site meeting of 2013 on April 16. USM then goes to Memphis for a three-day campaign against the Tigers (April 19-21). Five games are then played at Pete Taylor Park, including a second showdown against Alabama on April 24.

UAB moves in to challenge Southern Miss, beginning Friday and coming to an end on Sunday (April 26-28). Louisiana-Monroe plays the team for the second time this year on the following Tuesday.

The Golden Eagles go to Greenville to play East Carolina, following a four-game stretch on their home turf (May 3-5). USM comes home for their final games against Southern Illinois-Edwardsville (May 10-12), wrapping up with Ole Miss on May 14.

For the final three games of the season, the team will play Houston at Cougar Field on May 16-18.

Upon the conclusion of the regular season, Southern Miss will travel to Rice's Reckling Park in Houston for the Conference USA Tournament from May 22-26.

A good showing during the season and the Golden Eagles should once again finish their season in June.



**2013  
Coaching Staff**




## Coaching Staff

# Scott Berry

## Head Coach

107-67, 4th Season | (Southwest Missouri State, 1986)



**S**cott Berry enters his fourth season as head coach and 13th season overall with the Golden Eagle baseball program.

With a young squad in 2012, the Golden Eagle squad went through growing pains during the year and the club managed to still capture 32 games during

the campaign, marking the 10th consecutive season the school has won at least 30 games.

The development of youth was evident in the club as four players made Conference USA All-Freshman honors, including Freshman of the Year Mason Robbins, along with pitcher Jake Drehoff, infielder/outfielder Michael Sterling and pitcher/infielder Bradley Roney.

Southern Miss also boasted the league's Newcomer of the Year in Andrew Pierce. The junior college pitcher, Pierce, was also a first-team league selection, while Ashley Graeter earned second-team honors.

Berry led the program to its ninth-consecutive NCAA postseason in 2011 as the Golden Eagles captured a share of the Conference USA regular season title en route to posting a 39-19 mark and a berth in the 2011 NCAA Atlanta Regional. During the season, Berry captured his 50th career victory, a 5-4, 15-inning victory over Rhode Island in just his 77th career game, marking the quickest number of games for a Golden Eagle baseball coach to reach that plateau on his way to earning C-USA Coach of the Year honors.

The season produced many awards for Berry's squad, including the school's first recipient of the Ferriss Trophy to Tyler Koelling, awarded to the top collegiate baseball player in the state of Mississippi. Koelling was one of four Golden Eagles to earn First-Team All-Conference USA honors, along with Todd McInnis, Marc Bourgeois and B.A. Vollmuth. McInnis also garnered Pitcher of the Year honors from the league for the second time in his career.

Veteran reliever Collin Cargill, along with Adam Doleac, captured second-team honors, while Jared Bales earned league All-Freshman honors.

In addition, Bales earned mention to two different Freshman All-America teams.

The Golden Eagles also excelled off the field as Bourgeois was named the program's first Academic All-American since 2009, earning first-team honors at designated hitter. He was named the C-USA Scholar-Athlete of the Year for the sport and also spearheaded a group of three players to make the league's All-Academic Team, which included McInnis and Doleac.

In Berry's first season at the helm of the program, he was able to continue the success that he helped build while he was an assistant. In 2010, the Golden Eagles compiled a 36-24 record and won its first Conference USA tournament title since 2003, when they defeated nationally ranked Rice 7-4 in the championship game and the program recorded its eighth-straight NCAA Tournament appearance.

The Golden Eagles boasted two All-Americans, pitcher Scott Copeland and shortstop B.A. Vollmuth, and the duo along with Todd McInnis and Collin Cargill were named first-team All-Conference USA.

His initial success as the top man in the program came on the heels of a magical season in 2009, in which Berry helped lead the program to its first ever Super Regional, beating Florida in Gainesville and



# Coaching Staff

eventual inaugural visit to the College World Series. The team finished with a No. 8 final ranking in three different polls.

Also in 2009, under Berry's direction, McInnis garnered the school's first major Conference USA postseason award as he was named the C-USA Pitcher of the Year. McInnis was 9-4 with a 3.73 ERA and 90 strikeouts compared to only 34 walks. Pitcher J.R. Ballinger was also taken in the MLB First-Year Player Draft by the Chicago White Sox in the 11th round.

Prior to his appointment as the Golden Eagles' top man on May 7, 2009, Berry spent the previous six years as the associate head coach and three seasons prior to that as an assistant coach on the Southern Miss baseball staff.

Berry oversaw the Golden Eagles pitching staff worked with the catchers, had recruiting responsibilities while assisted with the program's camps and clinics. Prior to the 2003 season, he served as the team's hitting coach and worked with the team's catchers and outfielders.

Berry's most successful professional player, Cliff Lee, was honored after his eighth year in the major leagues with the 2008 AL Cy Young Award. Lee studied under Berry in 1999 and 2000 at Meridian Community College.


Southern Miss had an All-American pitcher for four-straight years from 2003-06, tying TCU for the second-longest streak in the nation and that is a credit to the job Berry has done.

In 2008, Berry guided two more All-American pitchers in Barry Bowden and Tyler Conn. Bowden was 8-3 with a 2.12 ERA and Conn led the nation with 18 saves and was the runner-up for the NCBWA's Stopper of the Year award. Both Bowden and Conn signed professionally after the season along with juniors Brian Leach and Josh Billeaud, giving the Golden Eagles four pitchers to move into the professional ranks at the season's conclusion.

In addition, McInnis earned Freshman All-American honors, the second time that Berry has coached a player to that honor.

Overall the Southern Miss pitching staff posted a 4.78 ERA and held opposing hitters to a .276 average. Throughout the season one of the main strengths was the Southern Miss bullpen that finished 19-3 with 20 saves on the season. In fact the bullpen was so dominate that the Golden Eagles were 38-1 when they were tied or had the lead after six innings.

In 2007, the Golden Eagle pitching staff posted a 3.79 ERA and had three pitchers with seven or more wins. Southern Miss pitchers fanned 416 batters and only walked 180 while opposing hitters hit .261. RHP Ryan Belanger earned All-Conference honors and J.R. Ballinger earned a spot on the C-USA All-Freshman team.



In 2006, he coached his fourth-straight closer to All-American honors as Daniel Best posted a 6-2 record with a 2.22 ERA and tied the school single-season record with 13 saves. Best also earned All-American distinction in 2005, when he recorded 11 saves with a 3-0 record and a 0.46 ERA. He was a finalist for the NCBWA Stopper of the Year Award in 2005 and was drafted in the 14th round of the Major League Baseball amateur draft by Kansas City.

Two of Berry's pitchers, Ryan Belanger and Cliff Russum, registered eight wins in 2006 and the team's ERA improved from 5.13 in 2005 to 4.80 last season. Southern Miss struck out 416 batters and walked only 211. Catcher Kevin Coker earned All-Conference USA honors and senior Scott Massey also was drafted in the 24th round by Pittsburgh.

In 2005, Patrick Ezell, the Conference USA Preseason Pitcher of the Year, led the starters with seven wins against just three losses, while Matt Caire followed with a 6-3 record. Relief pitcher Tyler Perrett led the way with a 5-0 record in 24 appearances.

Catcher Brad Willcutt, one of the best to ever play behind the dish at Southern Miss, was selected as a third-team All-American as a senior and was drafted in the 27th round by Milwaukee.

In 2004, two of Berry's pitchers finished with eight or more wins and four finished with six or more wins. The staff posted 468 strikeouts and only 224 walks. Senior Austin Tubbs was named to several All-American teams, the CoSIDA Academic All-American team and was drafted by the St. Louis Cardinals. Senior Anthony DeWitt was named to the Conference USA second team and was drafted by the Houston Astros. Freshman Patrick Ezell was named a Louisville Slugger Freshman All-American, and fellow freshman Mike Cashion was named to the C-USA All-Freshman team as well as the C-USA All-Tournament team.

# Coaching Staff

In his first year as the pitching coach in 2003, Berry worked with a staff that produced four hurlers with eight-or-more victories and a sparkling 3.45 ERA, the top in Conference USA. That staff recorded 460 strikeouts, walked just 219, and limited opponents to a .257 batting average. Austin Tubbs was named to the NCBWA All-American team and Bob McCrory was named to the All-CUSA team.

When Berry mentored the Golden Eagle hitters, fans saw the batting average improve from .279 during the 2001 season to a .304 average in 2002. The Golden Eagles had seven players hit .300 or better and three players with 40 or more RBIs. And even with Berry working primarily in other areas, that hitting success carried over to the 2003 season when Southern Miss hitters compiled a .319 batting average, with eight players finishing at .300 or better. Golden Eagle hitters banged out 89 home runs and 142 doubles.

After completing an unbelievable four-year stint as the head coach at Meridian Community College from 1997-2000, including two trips to the National Junior College World Series, Berry rejoined his mentor, Corky Palmer, at Southern Miss prior to the 2001 season.

A native of Neosho, Mo., he compiled an impressive record of 185-58, including two seasons of 50 wins or more. During his four-year tenure at Meridian, Berry's squad spent the entire time in the top 10 of the national polls. He had over 25 players sign NCAA Division I scholarships and currently has nine former players in the professional ranks.

For his efforts, Berry was honored as a three-time Region 23 Coach of the Year, three-time district coach of the year, three-time Louisville Slugger Coach of the Year Award and twice named Diamond Sports ABCA Region Coach of the Year.

On January 24, 2010 MCC recognized Berry's accomplishments and retired his jersey number (40).

In 2000, Meridian finished fifth in the nation with a 46-19 record and took its second trip under Berry to the National Junior College World Series. The program made its first trip under Berry to the college world series in 1998, when they posted a 52-12 record and ended the season as the No. 5 team in the nation.

His first season, 1997, saw his squad ranked as the top team in the country from the preseason poll until the final regular season poll. That team posted a 50-8 record and advanced to the district finals before their season ended. Berry's first stint with Palmer started in 1991, when he was hired as an assistant coach at Meridian. After a six-year tenure as the assistant coach, he took over the reins of the Meridian program, when Palmer returned to Southern Miss to join Hill Denson's staff.

He completed his bachelor's degree in secondary education with an emphasis in physical education from Southwest Missouri State University in

## Scott Berry All-Time Against Opponents

School	Record	Pct.	Last Meeting
Alabama	2-2	.500	2012
Alcorn State	4-0	1.000	2012
Auburn	1-1	.500	2012
Charleston Southern	1-0	1.000	2012
Clemson	0-1	.000	2010
College of Charleston	1-0	1.000	2011
Connecticut	1-0	1.000	2011
East Carolina	8-3	.727	2012
Eastern Illinois	3-0	1.000	2011
Georgia Tech	0-1	.000	2011
Houston	8-4	.666	2012
Jacksonville State	1-0	1.000	2010
Lemoyne	1-2	.333	2010
Louisiana-Lafayette	5-3	.625	2012
Louisiana-Monroe	4-2	.667	2012
LSU	0-3	.000	2012
Louisiana Tech	1-1	.500	2010
Marshall	6-3	.667	2012
Memphis	7-4	.636	2012
Mississippi State	1-4	.200	2012
Mississippi Valley St.	2-0	1.000	2012
Missouri State	6-0	1.000	2011
Murray State	1-2	.333	2012
New Orleans	5-0	1.000	2011
Nicholls State	2-1	.667	2012
Northwestern State	3-1	.750	2011
Ole Miss	3-3	.500	2012
Purdue	0-1	.000	2012
Rhode Island	1-0	1.000	2011
Rice	5-6	.455	2012
St. Mary's	2-1	.667	2010
South Alabama	3-3	.500	2012
Troy	3-3	.500	2012
Tulane	6-4	.600	2012
UAB	6-3	.667	2012
UCF	4-5	.444	2012

1986 and also received his master's degree from SMSU in 1989 with a degree in secondary education with an emphasis in administration.

His collegiate career began at Crowder College, where he was a two-time all-region selection as a catcher and was named the team's most valuable player as a sophomore. Berry was forced to end his playing career early with a back injury. He spent the last two years of his undergraduate tenure as a student assistant at SMSU.

Berry, and his wife, Laura, have two children, Garren, and Kathryn (Kitty Grace). Laura received her bachelor's and master's degrees from Southern Miss in speech communication. He is the son of Marilyn Berry and the late James Berry of Neosho, Mo.

# Coaching Staff



**Chad Caillet**  
Assistant Coach  
(*Southern Miss, 1998*)

**C**had Caillet is in his sixth year as an assistant coach for the Southern Miss baseball program. Caillet's duties include working with the Golden Eagle offense, as well as the infielders on defense, and as the team's recruiting coordinator.

During his time for the Golden Eagles, the program has seen great success both offensively and on defense. The team has broken five offensive records in his five seasons, including runs scored (516), RBI (478), batting average (.324), hit batsmen (101) and on-base percentage (.422), while also leading the country in double plays turned in three straight seasons (83 - 2009; 84 - 2010; 81 - 2011).

Heading into the 2012 campaign, the Golden Eagles' recruiting coordinator landed the No. 3 class by Baseball America and No. 13 by Collegiate Baseball, marking the highest class he has assembled in his time with the program.

In his first season as recruiting coordinator in 2009, he landed the nation's No. 23 ranked class, marking the first time the Golden Eagles ever pulled in a nationally ranked class. In his second season, he reeled in the nation's No. 21 ranked class for 2010.

In his first five seasons as an assistant coach he

has helped lead Southern Miss to NCAA Regionals four times, a NCAA Super Regional, and the 2009 College World Series.

Since coming into the program, Caillet has overseen the recruitment of five different players who have earned All-American recognition and one other which was named Academic All-American. The All-Americans include Mason Robbins and Bradley Roney, who each earned All-Freshman honors following the 2012 campaign, while Jared Bales was a Freshman honoree in 2011. B.A. Vollmuth earned All-America honors in 2010 and Freshman accolades in 2009, while Bo Davis got an All-America nod and Kameron Brunty tallied Freshman honors in 2009. Marc Bourgeois collected Academic All-America honors in 2011, becoming the first Golden Eagle to reach that accomplishment since 2009.

In all, Caillet has coached five different infielders earn seven Conference USA honors, including four first-team selections and three second team picks. His only double honorees included B.A. Vollmuth, who earned first team honors in both 2010 and 2011, while current Minnesota Twins farmhand Brian Dozier collected second-team honors in both 2008 and 2009.


Caillet, who came to Southern Miss after spending a two-month stint at McNeese State, was an assistant coach at Southeastern Louisiana University for the 2006 and 2007 seasons. His responsibilities there included the hitters and infielders, while also having the role of recruiting coordinator for the pro-



# Coaching Staff



Chad Caillet,  
& Michael  
Federico



**Michael Federico**  
Assistant Coach  
(Southern Miss, 1998)

If anyone understands the Southern Miss baseball program, assistant coach Michael Federico does. He was a player for the Golden Eagles under Hill Denson

from 1995-97 and became a graduate assistant coach under Corky Palmer during the 1998-99 seasons, helping the Golden Eagles to a NCAA Regional in his final year as a graduate assistant.

After stops at Meridian Community College and the University of Memphis, Federico has returned to his roots and begins his fourth season as the school's pitching coach.

In just three short seasons as the team's pitching coach, Federico has mentored players to six first-team All-Conference USA selections and three more to second team honors. His pitchers have garnered a share of three league individual awards as Todd McInnis was named the Pitcher of the Year in the league in 2011, while Golden Eagle starter Andrew Pierce earned Newcomer of the Year honors. Mason Robbins, who spent much of the year on the mound for Southern Miss, also was named Freshman of the Year in the league in 2012.

During McInnis' run to the league's top pitcher in 2011, the righthander was also named All-American

gram. In that role, his 2006 and 2007 signing classes was recognized nationally.

Prior to working at SLU, Caillet spent four years at Meridian Community College, including one season as the head coach. During his lone year at the helm of that program, Caillet led his team to a 44-14 record, including a perfect mark in home games. The squad won both the MACJC State and Central Division championships and advanced to regional play. That team also garnered a Top 10 national junior college ranking and Caillet earned MACJC Coach of the Year honors.

As an assistant coach at MCC, he was part of a staff that won two Region 23 Championships and made two straight Junior College World Series appearances. Both of those teams were both nationally ranked in the Top 10.

His coaching stops also included a year at Mississippi College and Millsaps College, after getting his start with a year-long stint at Copiah-Lincoln Community College. His coaching resume also had him work two summers in the Cotton States League. His second summer was in the role of manager for the Meridian Marauders, which won its first league championship.

As a player, he was an all-district infielder at Hahnville High in Louisiana and went on to play for Copiah-Lincoln, before finishing his career at Southern Miss as an infielder under coach Hill Denson.

He earned both his Bachelor's degree (1998) and his Master's degree (2000) from Southern Miss. Caillet is married to the former Jessica Compretta of Bay St. Louis, Miss., and they have one daughter, Carsyn and a son, Coby.



# Coaching Staff

giving Federico his first player to be crowned with this achievement.

After his initial stint at Southern Miss, Federico became an assistant coach under Scott Berry at Meridian Community College in 2000, a team that played in the JUCO world series, and while Scott Berry was the head coach at MCC and current Golden Eagle assistant coach Chad Caillet was his top assistant from 2002-04.

Since leaving Meridian in 2004, he had competed against Southern Miss each season as the top assistant at Conference USA foe Memphis for the five seasons from 2005-2009 in charge of the Tigers' pitching staff, as well working with the catchers and led the Tigers recruiting efforts.

Under Federico's coaching, the Tiger pitching staff improved in his first two years, and then, despite an influx of injuries to its starting pitching rotation, earned a berth in the 2007 NCAA Tournament, the Tigers' first appearance since 1994.

Prior to joining the Memphis staff in 2004, he was the head coach at Meridian Community College (2002-04), where he was a two-time Junior College Coach of the Year honoree. In 2003 and 2004, he led his squad to the JUCO World Series in Grand Junction, Colo.

Federico led MCC to a 46-14 finish and a ninth-place finish in the JUCO World Series in 2004. Several of his players received accolades following the 2004 season, as two players were named as All-Americans, four players received All-Region 23 honors, and nine Eagles were voted to the All-State team. Federico was named Region XXIII and Southeastern District Coach of the Year.

In 2003, he led the Eagles to a fifth-place finish in the Alpine Bank JUCO World Series in Grand Junction, Colo. The Eagles also won the MACJC Central Division, Region XXIII and Southeastern Regional Championships. Federico was honored with Region XXIII and Southeastern District Coach of the Year accolades for his accomplishments in 2003.

Before taking over the head duties, Federico served as the assistant coach for two years, working with pitchers and catchers. As an assistant, he helped lead the Eagles to two conference championships, one region, and one sectional championship and a trip to the 2000 JUCO World Series.

Prior to joining the staff at Meridian, Federico served as a graduate assistant coach at Southern Miss for two years under Corky Palmer. In 1999, his last year with the Golden Eagles, he helped the Golden Eagles to the NCAA Southeast Regional, in Tuscaloosa, Ala.

As a player, Federico was a catcher at Southern Miss from 1995-97, serving as the team captain his senior year. He started his collegiate career at Hinds Community College (1993-95), where he was the

starting catcher and helped his teams to back-to-back Division II World Series appearances.

Federico received both his undergraduate degree in physical education (1998), and his master's degree in sports administration (1999) from Southern Miss.

A native of Slidell, La., Federico attended Pope John Paul II High School, where he was the starting catcher for four years. During this time, he was named All-State, All-District, All-Metro and team captain.

Federico is married to the former Hannah Sosa of Bush, La., who is also a Southern Miss graduate (1999) and former Golden Eagle Diamond Darling. The couple has two sons, Hayden and Brycen, and a daughter, Isabella.



## Todd McInnis

Volunteer Assistant

Todd McInnis, the school's all-time leading in pitching victories, returns for his first season as the team's volunteer assistant baseball coach.

McInnis, a 25th-round selection by the St. Louis Cardinals in the 2010 Major League Baseball First-Year Players Draft, played for three different minor league clubs over his two professional seasons and made it as far as the Cardinals' High-A team, Palm Beach of the Florida State League, in his final stop last summer.

He collected an overall 9-8 record in his two pro seasons, appearing in 40 games which included 30 starts. McInnis posted a 3.32 cumulative earned run average and fanned 110, while walking 38 in 179 innings during his pro career. During the 2011 summer season, McInnis garnered New York-Penn League mid-season All-Star honors and he was named a Short-Season All-Star by Baseball America.

As for his collegiate career, McInnis finished with school records of 33 victories along with innings pitched (395.1) and games started (68) and holds down second place on the career charts in strikeouts with 363.


The Brandon, Miss., native was the Conference USA Pitcher of the Year twice during his tenure, including his senior campaign in which he collected an 8-3 record to go along with a 2.65 ERA and 87 strikeouts over 98 2/3 innings as the ace of the Golden Eagle staff. He also earned third-team All-American honors by Collegiate Baseball during his final year as well as being named Freshman All-America in 2007.

McInnis also got drafted following his junior campaign, being tabbed in the 32nd round of the MLB First-Year Players Draft, but opted to return to

# Coaching Staff

Southern Miss for his final season.

Mclnns' duties include coaching first base, scouting reports, camps and assisting with on-field instruction.



## **Michael Shields**


Coordinator of  
Baseball Operations

Michael Shields enters his third season as coordinator of baseball operations at Southern Miss. After spending the first two years in the position in a graduate assistant role, Shields was elevated to full-time status this past August.

In his role in baseball operations, Shields handles a multitude of duties include team travels, meals, budgeting, academics and helps with the program's camp program.

Shields worked five seasons as the head student manager for the ULM baseball team. A native of West Monroe, La., Shields graduated from ULM in accounting. He was the recipient of the Leon Miletello Managerial Scholarship.

While at ULM, he assisted the team in many areas of game preparation, including acting as the coordinator of equipment. Additionally, Shields makes sure that the facilities are prepared for all ULM home games and helps with uniform maintenance.



## **Mark Waller, ATC-L**

Assistant Athletic Trainer

Joining the Golden Eagle baseball team for the first season is assistant athletic trainer Mark Waller, ATC-L. Waller joins the program after spending the last two seasons working with the University of Memphis baseball team.

As a certified athletic trainer, Waller is responsible for the athletic training needs of the baseball student-athletes. This includes evaluating injuries, designing treatments and preparing a student-athlete to return to participation.

He received his Master's degree in Health and Sports Science from Memphis and earned his undergraduate degree from The University of Alabama with a Bachelor's of Science in Athletic Training. While at Alabama, he worked with various sports teams.

Waller is a native of Harvest, AL.



## **Patrick Stewart**

Assistant Athletic  
Director for  
Equipment Operations

Patrick Stewart is in his seventh year as the Director of Equipment Operations, 16th year overseeing the equipment room and 17th year overall as a member of the Southern Miss equipment staff.

A native of Miamisburg, Ohio, Stewart came to Southern Miss after serving as a student manager at the University of Cincinnati for five years.

He administers the total equipment operation and day-to-day business for the athletic department with primary emphasis on football. He also oversees inventory and purchasing for the entire department. Other sports that Stewart is responsible for include men's and women's golf and tennis.

He received his bachelor's degree in business administration in 1996 from the University of Cincinnati and was awarded his master's in sport administration at Southern Miss in 1997. In addition to his experience on the collegiate level, Stewart has served as an intern with the Cleveland Browns and with the Baltimore Ravens of the NFL.

He is a member of the Athletic Equipment Managers Association and received his certification in June 1996. He is a former President of District 4 of the Athletic Equipment Managers Association (A.E.M.A.), after serving six years as Vice President and also held a five-year term as chairman of Conference USA Equipment Managers. The Athletic Equipment Managers Association held its annual convention in New Orleans during the summer of 2002, and Stewart was one of its featured speakers. The Southern Miss Equipment Department was honored as the best equipment operation in Conference USA for 1999-00 and 2001-02, as voted on by the other equipment managers in the conference.


In 2003 and 2006, Stewart was honored with the Jeff Boss District 4 Equipment Manager of the Year Award, signifying the top equipment manager in the district as selected by his peers. He was also nominated for the Glenn Sharpe Award in 2006, given annually to the top equipment manager in the nation.

Stewart is married to the former Ty'Shuna Dyess of Bassfield, Miss. Ty is in her 18th year working with the Athletic Media Relations Department at Southern Miss.

# Support Staff



**Jackson Walker**  
Public Address  
Announcer



**Lloyd Lunceford**  
Team  
Chaplin



**Carla Collins**  
Academic Counselor/  
Life Skills



**Stacy Breazeale**  
Director of  
Academics



**Kristi Pierce**  
Compliance  
Coordinator



**Brett McIntyre**  
Student Equipment  
Manager



**Jordan Burgess**  
Student Equipment  
Manager



**Trent Walters**  
Student Equipment  
Manager



**Brian McNeill**  
Grounds  
Crew



**Brent Jones**  
Associate Director of  
Athletics for  
Communications and  
Marketing



**Kyle George**  
Assistant Director of Sports  
Marketing/Coordinator of  
Ticket Sales



**Derek Houtz**  
Assistant Athletic Director  
for Ticket Operations



**Tim Atkinson**  
Associate Athletic Director  
for Facilities and Game  
Management



**Steven May**  
Assistant Athletic Director  
for Video Technology



**Michael Short**  
Multimedia Services  
Manager



**2013  
Golden Eagles**

# 2013 Baseball Roster

No.	Name	Pos.	B/T	Ht.	Wt.	Cl.	Hometown/Last School
1	Chase Fowler	C	B/R	6-1	180	Sr.	Cumming, Ga./South Forsyth HS
2	A.J. Glasshof	LHP	L/L	6-0	215	Jr.	Sugar Land, Texas/San Jacinto College
3	Bradley Roney	INF/P	R/R	6-1	190	So.	Wetumpka, Ala./Wetumpka HS
4	Breck Kline	INF	R/R	5-11	185	r-Fr.	Slidell, La./Northshore HS
5	Andrew Furr	OF	L/L	6-2	201	So.	Ackerman, Miss./Ackerman HS
6	James McMahon	IF/P	R/R	6-0	220	So.	Hattiesburg, Miss./Oak Grove HS
7	Connor Barron	INF	L/R	6-3	190	So.	Hattiesburg, Miss./Sumrall HS
8	Jay Myrick	RHP	R/R	5-9	170	Jr.	Spanish Fort, Ala./Spanish Fort HS
11	Luke Lowery	LHP	B/L	6-0	205	r-Fr.	Sumrall, Miss./Sumrall HS
12	Andrew Pierce	RHP	R/R	6-4	160	Sr.	Stringer, Miss./Jones JC
14	Dillon Day	OF/P	L/L	6-0	160	Sr.	Geismar, La./Dutchtown HS
15	Michael Sterling	INF	R/R	5-11	175	So.	Meridian, Miss./Meridian HS
16	Isaac Rodriguez	INF	R/R	5-10	189	Sr.	Weston, Fla./Cypress Bay HS
17	Travis Creel	INF	R/R	6-2	190	Sr.	Ocean Springs, Miss./Ocean Springs HS
18	Austin Roussel	C	L/R	6-1	205	So.	Hester, La./Lutcher HS
19	Daniel Wineski	RHP	R/R	6-1	192	Jr.	Ocean Springs, Miss./Miss. Gulf Coast CC
20	Boomer Scarborough	RHP	R/R	6-1	255	Jr.	Pass Christian, Miss./St. Stanislaus HS
21	Nick Dawson	INF	R/R	6-0	180	Fr.	Bartlett, Tenn./Bartlett HS
22	Blake Brown	INF	R/R	6-5	225	Sr.	Semmes, Ala./Pensacola JC
23	Jake Winston	P/INF	L/R	6-2	180	Fr.	Vidalia, La./Trinity Episcopal HS
24	Paxton King	LHP	R/L	6-2	215	Sr.	Brookhaven, Miss./Brookhaven HS
25	Mason Robbins	OF/P	L/L	6-2	215	So.	Leakesville, Miss./George County HS
26	Tim Lynch	INF	L/R	6-2	233	Fr.	Jupiter, Fla./Dwyer HS
27	Sean Buchholz	RHP	R/R	6-5	210	Jr.	Carpentersville, Ill./John A. Logan College
28	Cody Livingston	LHP	L/L	6-3	210	So.	Brandon, Miss./Northwest Rankin HS
29	Jake Drehoff	LHP	L/L	6-4	195	So.	Alpharetta, Ga./ South Forsyth HS
30	Taylor Nunez	RHP	R/R	6-4	205	So.	Slidell, La./Salmen HS
32	Jared Bales	C	R/R	6-3	230	Jr.	Picayune, Miss./Picayune HS
33	Joey Harris	OF	R/R	6-2	205	Jr.	Gulfport, Miss./Miss. Gulf Coast CC
34	Conor Fisk	RHP	R/R	6-2	225	Jr.	Brown Deer, Wis./Wabash Valley College
35	Cameron Giannini	RHP	R/R	6-3	234	Jr.	Danville, Va./San Jacinto JC
36	Nick Johnson	RHP	R/R	6-2	196	r-Fr.	Ridgeland, Miss./Ridgeland HS
37	Cody Carroll	RHP	R/R	6-5	205	r-Fr.	Mt. Juliet, Tenn./Mt. Juliet HS
39	Ryan Ellis	IF/OF	L/L	6-1	200	So.	Columbia, Miss./Columbia HS
41	David Walley	C	R/R	6-0	205	Jr.	Richton, Miss./Jones JC

## Coaching Staff

**Head Coach:** 40 Scott Berry (Southwest Missouri State, '86), 4th season (13th overall)

**Assistant Coach/Hitting:** 9 Chad Caillet (Southern Miss, '99), 6th season

**Assistant Coach/Pitching:** 13 Michael Federico (Southern Miss, '99), 4th season

**Volunteer Assistant:** 10 Todd McInnis (Southern Miss, '10), 1st season

**Student Assistant:** 38 Chase Horn, 1st season


## Support Staff

**Certified Athletic Trainer:** Mark Waller (Alabama, '10), 1st season

**Coordinator of Baseball Operations:** Michael Shields (La. Monroe '10), 3rd season

**Student Equipment Managers:** Brett McIntyre, 3rd season; Jordan Burgess, 2nd season; Trent Walters, 2nd season

# Meet the Golden Eagles



## 32 Jared Bales


6-3, 230, R/R, Junior  
Catcher  
Picayune, Miss. (Picayune HS)

**2012 (Soph.):** Hit .269 in eight games, all starts over the first 12 contests of the campaign before missing the remainder of the season with a back injury ... Tallied a pair of two-hit games against ULM (2/22) and Troy (2/25) ... Drove in his lone run in the first-game of a doubleheader against Nicholls State (2/19) ... Hit safely in his last two contests before his back injury sidelined him for the final 44 games ... **2011 (R-Fr.):** A **Louisville Slugger** Freshman All-American, which was the first for the school since 2009 ... Earned selection to the C-USA All-Freshmen Team ... Ended the year hitting .291 with a pair of home runs and 21 RBI ... Started 32 games at catcher ... Enjoyed a nine-game hitting streak at one point during the campaign ... Threw out 12-of-21 potential base stealers ... Registered nine multiple hit games and six multi-RBI contests ... Posted a four-hit game at UCF (4/2) and drove in career-best four runs with a home run against the Knights ... **2010 (Fr.):** Redshirted ... Made the C-USA Commissioner's Honor Roll ... **Prep:** Named First Team All-State by the **Clarion-Ledger** and MHSAA at Picayune High School for coach Cayne Stockstill ... Tabbed a Dandy Dozen pick by the **Clarion-Ledger** ... A three-time all-district selection ... Hit .519 with 14 doubles and seven home runs as a senior ... Recorded a 1.205 slugging percentage as a senior ... As a junior, he hit .439 with 14 doubles ... Participated in the Mississippi Coast All-Star Game and North/South All-Star Game ... **Personal:** Son of Derwin and Denise Bales ... His father played football at Southern Miss and Pearl River CC ... Majoring in Sports Coaching Education ... Born on July 29, 1990.

**Career Highs - at bats:** 5 vs, New Orleans (4/16/11); **hits:** 4 at UCF (4/2/11); **RBI:** 4 at UCF (4/2/11); **home runs:** 1, twice (last vs. UCF, 4/2/11)

### Bales' Career Stats

Year	Avg	GP	GS	AB	R	H	2B	3B	HR	RBI	TB	SLG%	BB	HBP	SO	GDP	OB%	SF	SH	SB	ATT	PO	A	E	FLD%
2011	.281	41	34	121	23	34	9	0	2	20	49	.405	21	5	35	1	.408	0	5	0	0	168	41	4	.981
2012	.269	8	8	26	2	7	0	0	0	1	7	.269	2	1	4	2	.345	0	0	0	0	22	4	0	1.000
<b>TOTAL</b>	<b>.279</b>	<b>49</b>	<b>42</b>	<b>147</b>	<b>25</b>	<b>41</b>	<b>9</b>	<b>0</b>	<b>2</b>	<b>21</b>	<b>56</b>	<b>.381</b>	<b>23</b>	<b>6</b>	<b>39</b>	<b>3</b>	<b>.398</b>	<b>0</b>	<b>5</b>	<b>0</b>	<b>0</b>	<b>190</b>	<b>45</b>	<b>4</b>	<b>.983</b>



## 7 Connor Barron

6-3, 190, L/R, Sophomore  
Infield  
Hattiesburg, Miss. (Sumrall HS)


**2012 (Fr.):** Appeared in 39 games and made 32 starts (21 at designated hitter, six at shortstop, three at second base and two in rightfield) ... Was the most used leadoff hitter, appearing in that spot in 25 games as a true freshman ... Batted .250 with four doubles, a triple and seven RBI ... Had multiple-hit contests in four of his first seven contests, including a season-high tying three against Alabama (2/29) ... Added a three-hit contest against Murray State (3/16) ... Ended the year with nine multi-hit games (7 two-hit, 2 three-hit) and three two-RBI performances ... Used sparingly the final month of the season due to an shoulder injury ... Chosen as the No. 2 freshman in college baseball heading into the 2012 season by **Baseball America** ... The publication also chose him as one of the Top 10 Freshmen in Conference USA ... Member of the Athletic Director's Honor Roll in the Fall and Spring semesters as well in during the Fall in 2011 ... Earned the C-USA Commissioner's Honor roll during the 2011-12 academic year ... **Prep:** Drafted in the 3rd round (102 overall) in the 2011 MLB Draft by the Florida Marlins ... Ranked as the No. 20 overall shortstop in the nation by baseballdraftreport.com ... Batted .490 as a senior, with 11 doubles, four triples and eight home runs, driving in 37 runs ... Was 15-for-15 on stolen base attempts ... Played strong defense at shortstop with a .922 fielding percentage ... Selected to the 2011 **Louisville Slugger** All-American team ... Helped Sumrall to four consecutive Mississippi Class 3A State Championships, including a 36-0 record in 2009 ... Finished the 2010 season ranked as high as No. 1 in various national rankings ... Named to the 2010 USA Baseball Tournament of Stars (Dixie) ... Voted 2011 **Clarion-Ledger** Dandy Dozen ... Named to the 2011 Rivals 100 ... Tabbed as Mississippi's Top High School prospect by Perfect Game ... **Personal:** Son of Billy and Cecilia Barron ... Majoring in Sport Management ... Born Sept. 23, 1992.

# Meet the Golden Eagles

**Career Highs - at bats:** 5, 5 times (last vs. Ole Miss, 3/20/12); **hits:** 3, twice (last vs. Murray State, 3/16/12); **RBI:** 2, three times (last vs. Alcorn State, 4/6/12); **stolen bases:** 1, five times (last at Rice, 4/1/12)

## Barron's Career Stats

Year	Avg	GP	GS	AB	R	H	2B	3B	HR	RBI	TB	SLG%	BB	HBP	SO	GDP	OB%	SF	SH	SB	ATT	PO	A	E	FLD%
2012	.250	39	32	120	30	30	4	1	0	17	36	.300	26	2	38	2	.392	0	1	5	7	23	30	9	.855
<b>TOTAL</b>	<b>.250</b>	<b>39</b>	<b>32</b>	<b>120</b>	<b>30</b>	<b>30</b>	<b>4</b>	<b>1</b>	<b>0</b>	<b>17</b>	<b>36</b>	<b>.300</b>	<b>26</b>	<b>2</b>	<b>38</b>	<b>2</b>	<b>.392</b>	<b>0</b>	<b>1</b>	<b>5</b>	<b>7</b>	<b>23</b>	<b>30</b>	<b>9</b>	<b>.855</b>



## 22 Blake Brown

6-5, 225, R/R, Senior  
Infield  
Semmes, Ala. (Pensacola JC)

**2012 (Jr.):** Played in all 56 games, making 54 starts (53 at first base and one at designated hitter) ... One of two position players to appear in every game ... Recorded a .271 batting average to go along with team highs of six home runs and 41 RBI ... Added 13 doubles and two triples ... Named the C-USA Hitter of the Week twice – March 5 and March 26 ... Earned first weekly award on the strength of a .438 batting average (7-for-16) with 11 RBI and nine runs scored to go along with hitting a three-run homer against Purdue (3/3) and a solo blast versus Auburn (3/4) ... Second award came following a .353 average in which he hit safely in four game ... Tripled and homered at nationally ranked Ole Miss in a 10-0 victory (3/20) ... Had 13 multi-hit performances (7 two-hit, 6 three-hit) and led the team with 13 multi-RBI games (7 two-RBI, 4 three-RBI, 2 four-RBI) ... Made just two errors in 515 fielding chances for a .996 percentage, which ranked tied for sixth in C-USA ... Named to the Dean's List during the Fall 2012 semester ... Member of the Athletic Director's honor roll during both the Spring and 2011 Fall semesters ... **Junior College:** Batted .300 and added 11 doubles, a triple and 13 home runs to go along with 42 RBI over 48 games as a sophomore at Pensacola Junior College ... Played for coach Keith Little ... Made 2nd Team All-Panhandle Conference ... Team finished 27-22 in 2011 ... Added a .308 batting average as a freshman with 11 doubles, two triples, 11 home runs and 42 RBI ... Prep: Attended Mary G. Montgomery High School, the same school as former Golden Eagle standout Tommy Davis ... An all-state selection as a senior from coach Terry Dixon ... Team reached the 6-A state semifinals in 2009 ... **Personal:** Son of Billy and Cindy Brown ... Majoring in Interdisciplinary Studies with a minor in Sport Coaching Education ... Born on October 30, 1990.

**Career Highs - at bats:** 6 vs. UCF (4/13/12); **hits:** 3, six times (last vs. East Carolina, 5/13/12); **RBI:** 4, twice (last at Louisiana-Lafayette, 3/11/12); **home runs:** 1, six times (last vs. Houston, 3/25/12); **stolen bases:** 1 vs. Memphis (4/12/12)

## Brown's Career Stats

Year	Avg	GP	GS	AB	R	H	2B	3B	HR	RBI	TB	SLG%	BB	HBP	SO	GDP	OB%	SF	SH	SB	ATT	PO	A	E	FLD%
2012	.271	56	54	192	37	52	13	2	6	41	87	.453	30	6	64	6	.383	2	2	1	2	485	28	2	.996
<b>TOTAL</b>	<b>.271</b>	<b>59</b>	<b>54</b>	<b>192</b>	<b>37</b>	<b>52</b>	<b>13</b>	<b>2</b>	<b>6</b>	<b>41</b>	<b>87</b>	<b>.453</b>	<b>30</b>	<b>6</b>	<b>64</b>	<b>6</b>	<b>.383</b>	<b>2</b>	<b>2</b>	<b>1</b>	<b>2</b>	<b>485</b>	<b>28</b>	<b>2</b>	<b>.996</b>




## 27 Sean Buchholz

6-5, 210, R/R, Junior  
Right-handed Pitcher  
Carpentersville, Ill. (John A. Logan College)

**Junior College:** Helped lead John A. Logan College to a Great Rivers Athletic Conference and Region 24 championship last spring as his team went 41-22 ... Posted a 9-5 record in 15 starts that included five complete games ... Allowed just 22 earned runs and 69 hits over 91 innings of work and fanned 78, while walking 34 ... Registered a 5-3 record with a 3.02 earned run average to go along with 41 strikeouts with just 21 walks over 59 2/3 innings ... His club captured the regional championship as a freshman ... **Prep:** Played at Barrington High School ... A member of two regional and one sectional championship squads for coach Jim Hawrysko ... Earned special mention from the *Daily Herald* following his senior campaign ... played football for two seasons ... **Personal:** Son of Matt and Bonnie Buchholz ... Majoring in Interdisciplinary Studies ... Born Nov. 20, 1991.


# Meet the Golden Eagles



## 37 Cody Carroll

6-5, 205, R/R, Redshirt-Freshman  
Right-handed Pitcher  
Mt. Juliet, Tenn. (Mt. Juliet HS)

**2012 (Fr.):** Redshirted ... Played for the Center Moriche Battlecats of the Atlantic Collegiate Baseball League last summer, where he posted a 2-3 record with a 7.39 earned run average ... Struck out 34 and walked 32 in 28 innings of work, which included eight starts ... **Prep:** Helped lead his team to a 37-8 record and a No. 3 ranking in the state for coach Mark Purvis as a senior ... Suffered an elbow injury during senior campaign early in the slate ... Was 4-1 with 40 strikeouts in 33 innings as a junior ... Collected a 4-4 mark with a 3.70 ERA and 37 strikeouts in 39 innings helping his team capture state-runner up in Tennessee as a sophomore ... **Personal:** Son of Mark and Jena Carroll ... Majoring in sport management ... Born October 15, 1992.



## 17 Travis Creel

6-2, 190, R/R, Senior  
Infield  
Ocean Springs, Miss. (Ocean Springs HS)


**2012 (Jr.):** Collected a .231 batting average as he appeared in 50 games which included 44 starts (39 at third base and 5 at second base.) ... Added eight doubles, two home runs and drove in 22 runs ... Led Conference USA in sacrifice bunts with 12 ... Totaled six multi-hit contests (five 2-hit and one 3-hit) to go along with three multi-RBI games (two 2-RBI and one 3-RBI) ... Collected his season-best, nine-game hitting streak from 3/18-4/1 ... Had three hits, including a home run, and drove in three runs against Louisiana-Monroe (3/27) ... Added a homer at Marshall (4/28) ... Went 17 games at one point without making an error, which totaled 52 fielding chances ... **2011 (Soph.):** Played in 28 games (13 starts, despite missing almost a month with an oblique injury ... Batted .224 with a homer and 14 RBI ... Hit grand slam and drove in five runs against Alcorn State (2/23) ... Had two-hit, two-RBI performance against Northwestern State (3/15) and added a pair of RBI against South Alabama (3/23) ... **2010 (R-Fr.):** Saw action in 27 games, including six starts during first season ... Hit .200 with five RBI and a double ... Did not make an error in 42 fielding chances, mostly playing behind B.A. Vollmuth at shortstop but did get chances at both 2B and 3B ... Stole two of three bases during year ... Made the Athletic Director's Honor Roll three times ... **2009 (Fr.):** Redshirted ... **Prep:** Played for coach Jesse Kanode at Ocean Springs High School ... Helped lead his team to the 2008 State Championship ... Named first team all-state ... Hit .375 with seven home runs and 42 RBI while stealing 18 bases as a senior ... Made only four errors in 118 attempts ... Played in the Coast All-Star Game three consecutive years ... Participated in the Miss. Crossroads All-Star Game at Trustmark Park ... Graduated with honors ... **Personal:** Son of Terry and Denise Creel ... Father played baseball at William Carey College ... Has two brothers, Dustin (24) and Eric (22) ... Majoring in Sport Coaching Education ... Born on January 20, 1990

**Career Highs - at bats:** 6, twice (last vs. UCF (4/13/12); **hits:** 3, six times (last vs. East Carolina, 5/13/12); **RBI:** 4, twice (last at Louisiana-Lafayette, 3/11/12); **home runs:** 1, six times (last vs. Houston, 3/25/12); **stolen bases:** 1 vs. Memphis (4/12/12)

### Creel's Career Stats

Year	Avg	GP	GS	AB	R	H	2B	3B	HR	RBI	TB	SLG%	BB	HBP	SO	GDP	OB%	SF	SH	SB	ATT	PO	A	E	FLD%
2010	.200	27	6	35	7	7	1	0	0	5	8	.229	5	1	9	0	.317	0	2	2	3	15	27	0	1.000
2011	.224	28	13	49	6	11	3	0	1	14	17	.347	6	0	13	3	.304	1	4	0	0	9	39	6	.889
2012	.231	50	44	143	20	33	8	0	2	22	47	.329	14	1	37	1	.296	4	12	2	2	38	93	8	.942
<b>TOTAL</b>	<b>.225</b>	<b>105</b>	<b>63</b>	<b>227</b>	<b>33</b>	<b>51</b>	<b>12</b>	<b>0</b>	<b>3</b>	<b>41</b>	<b>72</b>	<b>.317</b>	<b>25</b>	<b>2</b>	<b>59</b>	<b>4</b>	<b>.301</b>	<b>5</b>	<b>18</b>	<b>4</b>	<b>5</b>	<b>62</b>	<b>159</b>	<b>14</b>	<b>.940</b>


# Meet the Golden Eagles



## 21 Nick Dawson

6-0, 180, R/R, Freshman  
Infield  
Bartlett, Tenn. (Bartlett HS)

**Prep:** Played for coach Phil Clark at Bartlett High School, where his squad won the District 14-AAA championship his senior campaign and finished 26-9 ... A second-team all-state two-way player selection by the Tennessee Baseball Coaches Association ... Earned all-state honors by the Tennessee Sports Writers Association for AAA ... Posted a 6-2 record with a 1.57 earned run average on the mound, while also batting .395 with a home run and 23 RBI at shortstop during his senior campaign ... **Personal:** Son of Jonna Martin ... Majoring in Sport Management ... Born on Aug. 10, 1993.



## 14 Dillon Day

6-0, 160, L/L, Senior  
Outfield/Pitcher  
Geismar, La. (Dutchtown HS)

**2012 (Jr.):** Played in 51 games and started 50 (49 in centerfield and one at DH) ... Batted .290 with 10 doubles, four triples and 20 RBI ... Belted 15 multi-hit contests (9 two-hit, 4 three-hit, 1 four-hit and 1 five-hit game) and added three two-RBI contest and one three-RBI tilt ... Posted five-hit game against Alcorn State (4/6) in which he doubled and drove in a pair of runs ... Finished C-USA regular-play strong with a three-hit game against East Carolina (5/13) and a four-hit performance versus UAB (5/18) ... Hit safely in nine straight games (2/28-3/11), batting .368 with four doubles, two triples and five RBI over that span ... Did not commit an error in the last 12 games of the season, spanning 35 fielding changes ... Started one game on the mound, getting tagged with the loss, despite allowing just two earned runs over five innings against Ole Miss (5/1) at Trustmark Park in Pearl ... It was his only pitching appearance of the season ... **2011 (Soph.):** Saw action on both the mound and in the outfield for the Golden Eagles ... Appeared in 14 games as a pitcher with two starts and has posted a 1-2 record with a 5.35 ERA ... Made two starts, but saw the most effective action as a long reliever ... Had five-inning performance at Memphis (4/10) in which he got the victory ... Posted a four-inning stint against LSU (4/20) ... Added a .135 batting average with just 37 at bats and made nine starts in centerfield ... **2010 (Fr.):** Member of C-USA All-Freshman team ... Enjoyed stellar first season that included a .355 batting average with a homer and 33 RBI ... Played in 42 games, including 33 starts (31 in CF, 1 in LF, 1 at DH) ... Had an 11-game hitting streak in which he batted .452 (29x42) with 20 RBI ... Was the C-USA Hitter of the Week for May 3 ... Had 12 multi-hit games and 10 multi-RBI contests ... Registered four-hit games against UCF (4/11) and Marshall (4/16) ... Appeared in seven games as a pitcher and posted an 0-2 record with a 13.09 earned run average ... **Prep:** Played at Dutchtown High School for coach Chris Schexnaydre ... Louisiana Class 5A Pitcher of the Year ... Led his team to the 2009 5A State Championship ... First Team all-state, all district, all-parish and all-metro in 2009 as a pitcher ... A first-team, all-district and all-parish in 2009 as an outfielder ... Was 10-1 with a 0.90 ERA and seven compete games as a senior ... Recorded 105 strikeouts with only 13 walks ... Allowed only five earned runs in 75 innings ... Hit .380 with seven home runs and 29 RBI ... Participated in the Louisiana East vs. West All-Star Game ... **Personal:** Son of Greg and Shantay Day ... Majoring in Interdisciplinary Studies with a minor in Sport Management ... Born on August 12, 1991.


**Career Highs – (Hitting) at bats:** 6, twice (last vs. Houston (5/24/12)); **hits:** 5 vs. Alcorn State (4/6/12); **RBI:** 3, four times (last at Tulane, 5/6/12); **home runs:** 1 at Louisiana Tech, 3/20/10; **stolen bases:** 1 vs. Memphis, 4/12/12/(Pitching) **innings pitched:** 6.2 at Louisiana-Monroe, 3/22/11; **strikeouts:** 6 at Louisiana-Monroe, 3/22/11; **walks:** 4 at Louisiana-Monroe, 3/22/11; **hits:** 9 vs. Alabama, 4/26/11; **runs:** 5 twice (last vs. Alabama, 4/26/11); **earned runs:** 5 vs. Northwestern State (2/21/10).

### Day's Career Stats

Year	Avg	GP	GS	AB	R	H	2B	3B	HR	RBI	TB	SLG%	BB	HBP	SO	GDP	OB%	SF	SH	SB	ATT	PO	A	E	FLD%
2010	.355	42	33	138	32	49	9	2	1	33	65	.471	19	5	20	4	.445	2	1	9	12	67	2	0	1.000
2011	.135	20	9	37	7	5	1	2	0	2	10	.270	1	0	12	1	.154	1	2	1	1	24	2	2	.929
2012	.290	51	50	193	22	56	10	4	0	20	74	.383	16	2	32	1	.341	6	6	7	9	104	4	4	.964
<b>TOTAL</b>	<b>.299</b>	<b>113</b>	<b>92</b>	<b>368</b>	<b>61</b>	<b>110</b>	<b>20</b>	<b>8</b>	<b>1</b>	<b>55</b>	<b>149</b>	<b>.405</b>	<b>36</b>	<b>7</b>	<b>64</b>	<b>6</b>	<b>.364</b>	<b>9</b>	<b>9</b>	<b>17</b>	<b>22</b>	<b>195</b>	<b>8</b>	<b>6</b>	<b>.971</b>

# Meet the Golden Eagles

Year	ERA	W	L	App	GS	CG	SHO	CBO	SV	IP	H	R	ER	BB	SO	2B	3B	HR	BF	B/Avg	WP	HBP	BK	SFA	SHA
2010	13.09	0	2	7	0	0	0	0	1	11.0	17	18	16	11	9	4	0	0	60	.370	3	1	0	1	1
2011	5.35	1	2	14	2	0	0	0	1	38.2	50	26	23	16	27	5	0	3	185	.331	8	7	0	5	5
2012	3.60	0	1	1	1	0	0	0	0	5.0	6	3	2	1	3	1	0	0	21	.333	2	0	0	1	1
<b>TOTAL</b>	<b>6.75</b>	<b>1</b>	<b>5</b>	<b>22</b>	<b>3</b>	<b>0</b>	<b>0</b>	<b>0</b>	<b>2</b>	<b>54.2</b>	<b>73</b>	<b>47</b>	<b>41</b>	<b>28</b>	<b>39</b>	<b>10</b>	<b>0</b>	<b>3</b>	<b>266</b>	<b>.340</b>	<b>13</b>	<b>8</b>	<b>0</b>	<b>7</b>	<b>7</b>



**29**

## Jake Drehoff

6-4, 205, L/L, Sophomore

Left-handed Pitcher


Alpharetta, Ga. (South Forsyth HS)

**2012 (R-Fr.):** Made 15 starts and posted a 6-2 record with a 3.51 earned run average ... Fanned 57 over 95 innings ... Named to the Conference USA All-Freshman team ... Lasted at least 5 2/3 innings in 13 of 15 starts and had 10 quality starts in his initial campaign ... Fanned a season-best eight against both Alcorn State (4/7) and East Carolina (5/12) ... Did not allow a run to Memphis (4/21) over 6 1/3 innings ... Threw a seven-inning complete game victory over Houston (3/24) ... Was the first Golden Eagle freshman to start in his debut since Todd McInnis did it in 2007 ... Ranks second on the team in innings (95.0) as well as strikeouts (57) ... Gave up more than three earned runs just four times ... Defeated Rice (3/31) with a season-best 8 2/3 frames despite not recording a strikeout in the contest ... Won three straight starts from 3/24 to 4/4/7 which included wins over Houston, Rice and Alcorn State ... **2011 (Fr.):** Redshirted ... Member of the Dean's List during the spring semester ... **Prep:** Led South Forsyth High School squad to fourth straight playoff appearance during his senior campaign ... Posted a 5-2 record in the toughest 5A region in the state ... Led team in innings pitched and complete games ... Team was the state runners-up his junior campaign and was ranked nationally by **USA Today** ... Made the all-county and all-region squads ... **Personal:** Son of Dean and Michelle Drehoff ... Majoring in Business Administration ... Born June 5, 1992.

**Career Highs – innings pitched:** 8.2 at Rice, 3/31/12; **strikeouts:** 8, twice (last vs. East Carolina, 5/12/12); **walks:** 4, twice (last vs. Murray State, 3/18/12); **hits:** 11 vs. Purdue, 3/3/12; **runs:** 6 vs. Purdue, 3/3/12; **earned runs:** 6 vs. Purdue, 3/3/12.

## Drehoff's Career Stats

Year	ERA	W	L	App	GS	CG	SHO	CBO	SV	IP	H	R	ER	BB	SO	2B	3B	HR	BF	B/Avg	WP	HBP	BK	SFA	SHA
2012	3.51	6	2	15	15	1	0	1	0	95.0	85	38	37	35	57	19	4	2	401	.243	6	7	1	2	7
<b>TOTAL</b>	<b>3.51</b>	<b>6</b>	<b>2</b>	<b>15</b>	<b>15</b>	<b>1</b>	<b>0</b>	<b>1</b>	<b>0</b>	<b>95.0</b>	<b>85</b>	<b>38</b>	<b>37</b>	<b>35</b>	<b>57</b>	<b>19</b>	<b>4</b>	<b>2</b>	<b>401</b>	<b>.243</b>	<b>6</b>	<b>7</b>	<b>1</b>	<b>2</b>	<b>7</b>



**39**

## Ryan Ellis

6-1, 200, L/L, Sophomore

Infield/Outfield

Columbia, Miss. (Columbia HS)

**2012 (Fr.):** Played in 21 games and started in 12 (seven in leftfield, three at designated hitter and two at first base) ... Originally slated to redshirt but was called into action when senior Kameron Brunty injured his hand against Alabama (2/29) ... Went 2-for-4 in his debut against Charleston Southern (3/2) in which he collected a two-RBI double and two-RBI single in the contest ... Added a three-hit game while also driving in a run the following day against Purdue (3/3) ... Added back-to-back two-hit games against Murray State on 3/17-18 ... Finished the year with four multi-hit contests (three 2-hit and one 3-hit) and one 3-hit game ... Named to the Atlantic Collegiate Baseball League during the summer in which he hit .371 with seven doubles, six home runs and 23 RBI ... One of two Golden Eagle baseball players to garner the Conference USA Academic Medal ... Added C-USA Commissioner's Honor Roll honors ... Named to Athletic Director's Honor Roll in all three of his semesters (Fall, 2011; Spring 2012, Fall, 2012) ... **Prep:** Class 4A co-player of the year in 2011 at Columbia High School ... Named to the 2011 All-state first team ... A 2010 USA Baseball Tournament of Stars (NABF) participant ... Led Columbia to the 2011 MHSAA Class 4A State Championship, the first in its school's history ... His 50 hits as a senior year believed to be a school single-season record ... Batted .526 with nine home runs, 12 doubles, 47 RBIs and a .931


# Meet the Golden Eagles

slugging percentage ... **Personal:** Son of Richard and Karen Ellis ... Majoring in Human Performance ... Born March 3, 1993.

**Career Highs - at bats:** 5, twice (last vs. Murray State, 3/18/12); **hits:** 3 vs. Purdue (3/3/12); **RBI:** 4 vs. Charleston Southern (3/2/12); **stolen bases:** 1 vs. Murray State (3/17/12)

## Ellis' Career Stats

Year	Avg	GP	GS	AB	R	H	2B	3B	HR	RBI	TB	SLG%	BB	HBP	SO	GDP	OB%	SF	SH	SB	ATT	PO	A	E	FLD%
2012	.208	21	12	53	8	11	3	0	0	8	14	.264	6	2	8	2	.306	1	0	1	1	37	0	1	.974
<b>TOTAL</b>	<b>.208</b>	<b>21</b>	<b>12</b>	<b>53</b>	<b>8</b>	<b>11</b>	<b>3</b>	<b>0</b>	<b>0</b>	<b>8</b>	<b>14</b>	<b>.264</b>	<b>6</b>	<b>2</b>	<b>8</b>	<b>2</b>	<b>.306</b>	<b>1</b>	<b>0</b>	<b>1</b>	<b>1</b>	<b>37</b>	<b>0</b>	<b>1</b>	<b>.974</b>



## 34 Conor Fisk

6-2, 225, R/R, Junior

Right-handed Pitcher

Brown Deer, Wis. (Wabash Valley College)

**Junior College:** Named the 2012 Great Rivers Athletic Conference Co-Pitcher of the Year on the strength of a 14-2 record with a 2.71 earned run average ... Fanned 115 in 99 2/3 innings of work with only 30 walks ... Surrendered just 61 hits and allowed 39 runs of which 30 were earned ... Team finished 48-13 and lost in the GRAC championship game to John A. Logan College ... Played for coach Rob Fournier ... Team went 45-17 during his freshman campaign and captured the GRAC championship as well as the sectional title ... Collected a 4.10 earned run average by allowing 28 earned runs on 50 hits over 47 2/3 innings with 48 strikeouts and just 20 walks ... **Prep:** A 34th round selection in the 2010 draft by the Milwaukee Brewers ... Prepped at Grafton High School for coach Brian Durst, where he posted an 11-2 record with a 1.02 ERA to go along with 170 strikeouts over 103 innings of work during his senior campaign ... His team went 21-10 ... Was the No. 2 ranked player out of the state of Wisconsin that year by PerfectGame.org ... Garnered all-state, all-district and all-conference honors ... Lettered three seasons in hockey ... **Personal:** Son of Kevin and Marianne Fisk ... Majoring in Interdisciplinary Studies with a minor in Sport Management ... Born April 4, 1992.



## 1 Chase Fowler

6-1, 180, B/R, Senior

Catcher

Cumming, Ga. (South Forsyth HS)

**2012 (Jr.):** Played in 44 games which included 40 starts at catcher ... Batted .239 with three doubles, two triples and 17 RBI ... Threw out 15-of-38 base runners (39.5%) during the year and had fewest number of stolen bases against in Conference USA ... Had eight multiple-hit games (seven 2-hit and one 3-hit) and four multi-RBI contests (three 2-RBI and one 4-RBI) ... Notched a three-hit contest against Ole Miss (3/20) ... Doubled and tripled, while driving home a season-high four runs against Houston (3/24) ... Had a two-hit day, including a double, while driving in two runs against Alabama (2/29) in Hattiesburg and also had a two-hit, two-RBI contest against the Crimson Tide (3/13) in Tuscaloosa ... Collected two hits and two RBI in the opener of a twinbill against Nicholls State (2/19) ... After making one error in his opening game, he made just one the remainder of the season...Played for the Mankato MoonDogs where he hit .288 with eight doubles, three home runs and drove in 15 runs ... Named to Northwoods League All-Star game ... **2011 (Soph.):** Saw action in 36 games, including 26 starts, all at catcher ... Batted .233 with two doubles and 10 RBI ... Had outstanding series against Missouri State in which he had a three-hit and a two-hit game and drove home a total of four runs ... Added a two-hit contest against Houston (5/26) ... Doubled against Mississippi State (6/3) for his only hit in the Atlanta Regional ... Did not made an error in the last 19 games he played, spanning 97 chances ... **2010 (Fr.):** Appeared in 30 games, including seven starts of which all were at catcher ... Batted .314 with eight runs scored and five RBI ... Registered a two-high game against New Orleans (3/16) in which he also drove in a season high of two runs ... Added a two-hit game Memphis (5/22) ... **Prep:** Helped lead South Forsyth High School to a No. 18 national ranking and No. 2 in the state of Georgia ... Named to Team Georgia, all-county and all-region teams as a senior ... Hit .349 with 10 doubles, five home runs and 28 RBI ... Allowed only one passed ball in his senior campaign ... Drafted in the 16th round of the 2009 June Free Agent Draft by the Cincinnati Reds ...


# Meet the Golden Eagles

Was selected to Georgia's top 100 underclassmen as a sophomore and junior ... Played for coach Jamie Carr ... **Personal:** Son of Tom and Jan Fowler ... Dad played baseball at Tennessee Temple ... Majoring in Sports Management ... Born on September 18, 1990.

**Career Highs - at bats:** 5, three times (last vs. UCF, 4/13/12); **hits:** 3, twice (last vs. Ole Miss, 3/20/12); **RBI:** 4 vs. Houston (3/24/12); **stolen bases:** 1, twice (last vs. UAB, 5/17/12)

## Fowler's Career Stats

Year	Avg	GP	GS	AB	R	H	2B	3B	HR	RBI	TB	SLG%	BB	HBP	SO	GDP	OB%	SF	SH	SB	ATT	PO	A	E	FLD%
2010	.314	30	7	35	8	11	0	0	0	5	11	.314	2	4	6	1	.395	2	2	0	0	75	15	2	.978
2011	.233	36	26	86	14	20	2	0	0	10	22	.256	10	2	12	0	.327	0	7	0	0	178	30	2	.990
2012	.239	44	40	134	12	32	3	2	0	17	39	.291	10	6	23	5	.318	1	1	2	2	258	44	2	.993
<b>TOTAL</b>	<b>.247</b>	<b>110</b>	<b>73</b>	<b>255</b>	<b>34</b>	<b>63</b>	<b>5</b>	<b>2</b>	<b>0</b>	<b>32</b>	<b>72</b>	<b>.282</b>	<b>22</b>	<b>12</b>	<b>41</b>	<b>6</b>	<b>.332</b>	<b>3</b>	<b>10</b>	<b>2</b>	<b>2</b>	<b>511</b>	<b>89</b>	<b>6</b>	<b>.990</b>



## 5 Andrew Furr


6-2, 201, L/L, Sophomore  
Outfielder  
Ackerman, Miss. (Ackerman HS)

**2012 (r-Fr.):** Appeared in 16 games and started in five (three at designated hitter, one in leftfield and one in rightfield) ... Drove in four runs including first RBI in a pinch-hit assignment with a single against Troy (2/26) ... Added another RBI on a pinch hit single against LSU (4/11) in Metairie ... finished 2-for-5 in a pinch hitting role during the year ... Drew a pair of walks against Tulane (5/4) ... Named to Athletic Director's Honor Roll during spring semester ... A member of the Conference USA Commissioner's Honor Roll ... 2011 (Fr.): Redshirted ... Earned Conference USA Commissioner's List accolade ... **Prep:** An all-state outfielder who hit .545 with 28 RBI in 25 games at Ackerman High School ... Recorded a .629 on base percentage and a .857 slugging percentage as a senior ... Selected to play in the annual Mississippi Crossroads All-Star game ... Team won 2009 2A state championship ... Was a four-year all-district performer ... Won the team's highest batting average award and also it Cy Young Award for top pitcher during his time there ... Played in the State Games of Mississippi twice, earning Co-Gold Medal honors in 2008 ... **Personal:** Son of John and Jill Farr...Majoring in Interdisciplinary Studies ... Born on Nov. 12, 1991.

**Career Highs - at bats:** 4, vs. Murray State (3/16/12); **hits:** 1, four times (last at Marshall, 4/29/12); **RBI:** 1, four times (last at Marshall, 4/29/12)

## Furr's Career Stats

Year	Avg	GP	GS	AB	R	H	2B	3B	HR	RBI	TB	SLG%	BB	HBP	SO	GDP	OB%	SF	SH	SB	ATT	PO	A	E	FLD%
2012	.200	16	5	20	3	4	0	0	0	4	4	.200	4	2	5	0	.370	1	0	0	1	7	0	0	1.000
<b>TOTAL</b>	<b>.200</b>	<b>16</b>	<b>5</b>	<b>20</b>	<b>3</b>	<b>4</b>	<b>0</b>	<b>0</b>	<b>0</b>	<b>4</b>	<b>4</b>	<b>.200</b>	<b>4</b>	<b>2</b>	<b>5</b>	<b>0</b>	<b>.370</b>	<b>1</b>	<b>0</b>	<b>0</b>	<b>1</b>	<b>7</b>	<b>0</b>	<b>0</b>	<b>1.000</b>



## 35 Cameron Giannini

6-3, 234, R/R, Junior  
Right-handed Pitcher  
Danville, Va. (San Jacinto JC)

**2012 (Soph.):** Made 16 relief appearances in his first season, where he posted a 3-3 record with a 3.67 earned run average and a save ... Used in long relief as eight of his appearances lasted at least two innings ... Had a string of seven appearances, spanning 13 1/3 innings, in which he did not allow an earned run ... Fanned a season-high three batters on two occasions, coming against Mississippi Valley State (2/28) and UCF (4/15) ... Threw three scoreless innings in his debut in the second game of the doubleheader against Nicholls State (2/19) to get a victory ... Got a win in a 2 1/3 stint against Memphis (4/22), allowing no runs and no hits, while walking one and striking out two ... Earned final win of campaign against UAB (5/18) in his longest outing of the year of 3 2/3 innings ... Registered lone save against Louisiana-Lafayette (3/11), allowing no runs over three innings of work ... **Junior College:** Redshirted in his only season at San Jacinto Junior College ... **Liberty:** Played as a true freshman for Liberty University ... Posted a 4-3 record with a 6.00 ERA ... Pitched in just 45 innings, posting 40 strikeouts ... **Prep:** Played at the Hargrave Military Academy ... Selected in the 49th round of the 2009 MLB Draft by

# Meet the Golden Eagles

the Detroit Tigers ... Named a 2009 Under Armour/Rawlings All-American ... A first-team all-state selection as a senior ... Earned second-team all-state as a junior ... Named a three-time Academic All-State selection ... Posted three-time Danville All-Metro and All-VIC first team member ... Also played shortstop ... Finished 2008 with a 3-2 record, recording 54 strikeouts in 35 innings and compiling an ERA of 1.78 ... Added three home runs, eight doubles, four triples, 19 runs and 21 RBI ... Posted a combined 12-4 record with a 1.78 ERA over 89 innings pitched, striking out 145 and walking 24 in 2007 and 2008 ... **Personal:** Son of Robert and Sherri Giannini ... Has one sister ... Majoring in Sport Management ... Born August 23, 1991.

**Career Highs – innings pitched:** 3.2 at UAB, 5/18/12; **strikeouts:** 3, twice (last vs. UCF, 4/15/12; **walks:** 2 vs. East Carolina, 5/13/12; **hits:** 4 vs. Murray State, 3/18/12; **runs:** 4 vs. Purdue, 3/3/12; **earned runs:** 4 vs. Purdue, 3/3/12.

## Giannini's Career Stats


Year	ERA	W	L	App	GS	CG	SHO	CBO	SV	IP	H	R	ER	BB	SO	2B	3B	HR	BF	B/Avg	WP	HBP	BK	SFA	SHA
2012	3.67	3	3	16	0	0	0	0	1	27.0	24	13	11	11	12	5	0	2	114	.245	3	3	1	1	1
<b>TOTAL</b>	<b>3.67</b>	<b>3</b>	<b>3</b>	<b>16</b>	<b>0</b>	<b>0</b>	<b>0</b>	<b>0</b>	<b>1</b>	<b>27.0</b>	<b>24</b>	<b>13</b>	<b>11</b>	<b>11</b>	<b>12</b>	<b>5</b>	<b>0</b>	<b>2</b>	<b>114</b>	<b>.245</b>	<b>3</b>	<b>3</b>	<b>1</b>	<b>1</b>	<b>1</b>



## 2 A.J. Glasshof

6-0, 215, R/R, Junior  
Right-handed Pitcher  
Sugar Land, Texas (San Jacinto JC)


Named to Athletic Director's Honor Roll during the Fall semester ... **Junior College:** Played a season at San Jacinto Community College for coach Tom Arrington, where he posted an 8-5 record in 19 appearances (15 starts), which included a save ... Threw 111 1/3 innings and allowed 44 runs (26 earned) on 84 hits with just 27 walks and 100 strikeouts ... His team finished second in the Junior College World Series in Grand Junction, Colo ... Enjoyed a stellar freshman campaign at Wharton County Community College for Javier Solis, which allowed him to play for the Eau Claire Express of the Northwoods Collegiate League in the summer of 2011 before transferring to San Jacinto ... **Prep:** Attended Austin High School and was the Sugar Land Sun's Pitcher of the Year in 2010 as well as the District MVP after fanning 121 batters and walking just 14 in 81 innings ... Won a district-high 10 games and recorded an ERA of 1.73 ... Also garnered honorable mention Class 5A all-state accolades that season ... **Personal:** Son of Janell Glasshof ... Majoring in Interdisciplinary Studies ... Born on Nov. 8, 1991.



## 33 Joey Harris

6-2, 205, R/R, Junior  
Outfield  
Gulfport, Miss. (Miss. Gulf Coast CC)

**Junior College:** Played the last two seasons for Gary Rath at Miss Gulf Coast Community College ... Batted .304 with seven doubles, a home run and 14 RBI in 41 games last spring ... Hit .455 with four doubles and two RBI in a limited role as a freshman at MGCCC ... **Prep:** Was an outstanding player at St. Patrick Catholic High School for coach Joe Sam Owen ... Earned all-state honors his senior campaign and was a four-time all-district performer ... Played on the 2007 state championship squad ... Named to South Mississippi squad for the All-Star squad his junior campaign, earning the "Best Hitter" award ... Participated in the Crossroads Senior All-Star game ... **Personal:** Son of Joe and Sandy Harris ... Majoring in Sport Management ... Born on Oct. 7, 1991.




## 36 Nick Johnson

6-2, 196, R/R, Redshirt-Freshman  
Right-handed Pitcher  
Ridgeland, Miss. (Ridgeland HS)

**2012 (Fr.):** Redshirted ... Played last summer for the Riverhead Tomcats of the Atlantic Collegiate Baseball League in which he made the ACBL All-Star game ... Led the team with four saves to go along with a 1-3 record and a 1.67 earned run average ... Fanned

# Meet the Golden Eagles

31 batters in 27 innings of work for the Tomcats ... Excelled in the classroom, earning President's List honors and Dean's List accolades once each during the year ... Collected Athletic Director Honor Roll accolades for the 2012 Fall semester ... Earned the C-USA Academic Medal and was also a member of the league's Commissioner's Honor Roll ... **Prep:** Played at Ridgeland High School where he was picked to the 2011 *Clarion-Ledger* Dandy Dozen ... Named MVP of the state's Class 5A ... Led Ridgeland to the 2011 MHSAA Class 5A State Championship ... Threw a 3-hitter and struck out nine versus Long Beach as Titans won first state title ... Was 9-3 with 129 Ks in 86 2/3 innings (2.42 ERA) ... Helped lead the Titans to a class 5A North State championship with an 11-1 record and a 1.63 ERA as a junior ... In 66 innings of work he struck out 71 batters and walked only 16 ... Held opponents to a .180 batting average ... Fired seven complete games ... Batted .430 with five doubles, a pair of home runs, and 28 RBI at shortstop ... A two-time All-Metro pick ... **Personal:** Son of Bob Johnson and Karen Johnson ... Majoring in Business Administration ... Born on January 14, 1993.



## 24 Paxton King

6-2, 215, R/L, Senior  
Left-handed Pitcher  
Brookhaven, Miss. (Brookhaven HS)


**2012 (Jr.):** Appeared in nine games, all in relief, and posted a 1-1 record with a 8.80 earned run average ... Registered an out against Ole Miss (3/20) to notch his lone victory of the season ... Best outing of the year came against Louisiana-Lafayette (3/9) as he fanned a career-high nine over his longest stint as a Golden Eagle at 5 2/3 innings ... Threw a scoreless frame versus Troy (2/26) in his first appearance ... Pitched at least two innings in four of his nine appearances ... Made the C-USA Commissioner's Honor Roll and also the Athletic Director's Honor Roll during both the Fall and Spring semesters ... **2011 (Soph.):** Appeared in nine games ... Threw 13 innings with no record and a 5.54 ERA ... Had a three-inning performance against Rice (5/20), in which he allowed just one earned run and fanned a season-best five ... Struck out eight over his last four outings, spanning seven frames ... Member of the C-USA Commissioner's Academic Honor Roll ... Made the Athletic Director's Honor Roll during both the spring and fall semesters ... **2010 (R-Fr.):** Garnered 20 relief appearances ... Posted a 2-1 record with a save and a 6.04 earned run average ... Threw 1 2/3 shutout innings against Houston (4/23) for first collegiate victory ... Fanned a season-high three batters in three different games ... Hurlled three innings of scoreless relief and allowed two hits with three strikeouts at Marshall (4/16) for lone save ... Collected victory over Mississippi State (5/5) with solid inning of work ... Made the President's List during the Fall semester ... **2009 (Fr.):** Redshirted ... Made the Athletic Director's and C-USA Commissioner's Honor Roll during the spring semester and was a member of the Dean's List during the fall term ... Prep: Played for Coach Randy Spring at Brookhaven High School ... Earned first-team all-state honors as a senior ... Named division MVP ... Selected to play in the Class 5A state all-star game ... Named to the *Clarion-Ledger's* Dandy Dozen Team ... Was 8-1 with a 1.01 ERA as a senior ... Struck out 90 batters while allowing only 20 walks in 109 innings pitched ... Was 7-3 with 63 strikeouts as a junior with a 1.37 ERA ... Member of the National Honor Society ... Graduated with special honors and a 3.7 GPA ... **Personal:** Son of Stan and Cindy King ... Has one brother, Adam, and one sister, Anna ... Majoring in Business Administration ... Born on March 27, 1990.

**Career Highs –innings pitched:** 5.2 at Louisiana-Lafayette, 3/9/12; **strikeouts:** 9 at Louisiana-Lafayette, 3/9/12; **walks:** 3 vs. Murray State, 3/16/12; **hits:** 7 at Louisiana-Lafayette, 3/9/12; **runs:** 7 at Louisiana-Lafayette, 3/9/12; **earned runs:** 5 vs. Rice (5/15/10).

### King's Career Stats

Year	ERA	W	L	App	GS	CG	SHO	CBO	SV	IP	H	R	ER	BB	SO	2B	3B	HR	BF	B/Avg	WP	HBP	BK	SFA	SHA
2010	6.04	2	1	20	0	0	0	0	1	28.1	41	21	19	13	17	4	1	5	137	.331	3	0	0	0	0
2011	5.54	0	0	9	0	0	0	0	0	13.0	14	8	8	7	10	2	2	0	59	.292	4	2	1	0	2
2012	8.80	1	1	9	0	0	0	0	0	15.1	25	19	15	7	12	5	0	1	82	.362	0	3	0	1	2
<b>TOTAL</b>	<b>6.67</b>	<b>3</b>	<b>2</b>	<b>38</b>	<b>0</b>	<b>0</b>	<b>0</b>	<b>0</b>	<b>1</b>	<b>56.2</b>	<b>80</b>	<b>48</b>	<b>42</b>	<b>27</b>	<b>39</b>	<b>11</b>	<b>3</b>	<b>6</b>	<b>278</b>	<b>.332</b>	<b>7</b>	<b>5</b>	<b>1</b>	<b>1</b>	<b>4</b>

# Meet the Golden Eagles



**4**  
**Breck Kline**  
 5-11, 185, R/R, Redshirt-Freshman  
 Infield  
 Slidell, La. (Northshore HS)

**2012 (Fr.):** Redshirted ... Batted .354 with a pair of doubles, two triples and eight RBI in just 13 games for the Danville Dans of the Prospect League during the summer months ... An injury limited his playing time for the Dans as he appeared in just 13 games ... **Prep:** An All-American infielder for coach Rick Mauldin at Northshore High School ... An all-district selection three times and All-Metro New Orleans once ... Batted .479 with three home runs and 20 RBI as a senior ... Hit .420 with six homers and 22 RBI as a junior ... Named an All-American, All-State, All-Metro and All-District selection as a junior ... As a sophomore he helped lead his team to a 36-2 record while capturing a Class 5A Louisiana State Championship and a No. 2 final national ranking ... Hit .325 with five home runs and 37 RBI while earning All-District and All-State honors ... Ranked the No. 190 high school baseball prospect in the country by Perfect Game ... Was in 2010 USA Baseball Tournament of Stars (PONY) ... A 2011 Under Armour, Perfect Game and Louisville Slugger preseason All-American ... **Personal:** Son of Steve and Robyn Kline ... Majoring in Sport Coaching Education ... Born on March 9, 1992.




**28**  
**Cody Livingston**  
 6-3, 210, L/L, Sophomore  
 Left-Handed Pitcher  
 Brandon, Miss. (Northwest Rankin HS)

**2012 (Fr.):** Saw action in 20 contests, including 19 in relief ... Posted a 3-1 record with a 4.25 earned run average ... Fanned 22 and walked 12 over 29 2/3 innings ... Threw season-high 4 1/3 innings in team's season opener against Nicholls State (2/17) ... Fanned season-high four in the contest ... Allowed just one hit and struck out two over two innings against Murray State (3/17) to garner his first victory ... Added a two-inning relief stint against East Carolina (5/13), giving up just two hits for a win, while also earning his final victory against Rice (5/26) in the team's final game of pool play in the C-USA Tournament ... Whiffed two Owl hitters in the contest ... Went from Apr. 24 (Mississippi State) to May 19 (UAB), six straight appearances, without allowing an earned run which totaled nine innings of work ... Added three shutout innings, giving up one hit while fanning one against Ole Miss (5/1) ... Made the fall (2011) Dean's List ... **Prep:** Selected a 2011 6A first-team all state team for coach Jeff McClaskey at Northwest Rankin High School ... Batted .443 with 10 doubles to go with 22 RBI ... Went 8-1 with a 0.82 ERA, striking out 88 batters over 60 innings ... Named to Mississippi High School All-Star game ... His ERA as a senior is a school record for a season ... **Personal:** Son of Mark Livingston and Kelly Livingston ... Majoring in Sport Management ... Born on Sept. 9, 1992.

**Career Highs – innings pitched:** 4.1 vs. Nicholls State, 2/17/12; **strikeouts:** 4 vs. Nicholls State, 2/17/12; **walks:** 2, twice (last vs. LSU, 4/11/12); **hits:** 6 vs. Houston, 3/25/12; **runs:** 5 vs. Houston, 3/25/12; **earned runs:** 5 vs. Houston, 3/25/12.

## Livingston's Career Stats

Year	ERA	W	L	App	GS	CG	SHO	CBO	SV	IP	H	R	ER	BB	SO	2B	3B	HR	BF	B/Avg	WP	HBP	BK	SFA	SHA
2012	4.25	3	1	20	1	0	0	0	0	29.2	28	18	14	12	22	3	0	2	139	.246	3	9	1	0	4
<b>TOTAL</b>	<b>4.25</b>	<b>3</b>	<b>1</b>	<b>20</b>	<b>1</b>	<b>0</b>	<b>0</b>	<b>0</b>	<b>0</b>	<b>29.2</b>	<b>28</b>	<b>18</b>	<b>14</b>	<b>12</b>	<b>22</b>	<b>3</b>	<b>0</b>	<b>2</b>	<b>139</b>	<b>.246</b>	<b>3</b>	<b>9</b>	<b>1</b>	<b>0</b>	<b>4</b>




**11**  
**Luke Lowery**  
 6-0, 205, B/L, Redshirt-Freshman  
 Left-Handed Pitcher  
 Sumrall, Miss. (Sumrall HS)

**2012 (Fr.):** Redshirted ... Earned C-USA Commissioner's Honor Roll ... **Prep:** Helped lead Sumrall High School to fourth consecutive Class 3A state championship for coach Larry Knight in 2011 ... Recorded a 10-0 mark with a 0.94 ERA over 66 innings of work

# Meet the Golden Eagles

his senior season ... Posted an 11-1 record with a 1.13 earned run average with 102 strikeouts and just 19 walks over 62 innings of work during his junior campaign ... Had a .309 batting average over 94 at bats with 19 RBI as a senior ... Selected to the 2011 Louisville Slugger All-American team ... Team finished 36-0 record in 2009 and finished the 2010 season ranked as high as No. 1 in various national rankings ... A 2010 USA Baseball Tournament of Stars (Dixie) ... Named 2011 Louisville Slugger Preseason All-American ... Tabbed to 2011 **Clarion-Ledger** Dandy Dozen ... Named to the 2011 Rivals100 baseball list ... Personal: Son of Mark and Deena Lowery ... Undecided on an academic major ... Born on March 9, 1993.

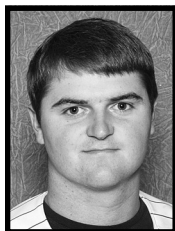


## 26 Tim Lynch

6-2, 233, L/R, Freshman  
Infield  
Jupiter, Fla. (Dwyer HS)

**Prep:** Played for coach Frank Torre at Dwyer High School and saw action at first base, third base and catcher ... Was a 2nd team All-Florida region preseason selection by Rawlings/Perfect Game heading into the 2012 season ... Named a **Palm Beach**

**Post** Large Schools first-team selection as his team captured the district championship ... The Team, which finished 18-9, reached the regional semifinal for only the second time in its history with 1998 being the other time ... Participated in the PalmBeachHighSchoolBaseball.com senior game ... Batted .485 with four home runs and 19 runs batted in through the end of district play ... Participated in the 6th annual Power Showcase international high school home run derby in 2011, serving at the representative from the state of Florida ... Earned all-county honors and all-conference team honors three times ... Led Palm Beach Country in home runs in 2011 ... **Personal:** Son of Frank and Diane Lynch ... Undecided on an academic major ... Born on June 3, 1993.



## 6 James McMahon

6-0, 220, R/R, Sophomore  
Infield/Pitcher  
Hattiesburg, Miss. (Oak Grove HS)

**2012 (R-Fr.):** Used in middle relief in which he made 17 appearances during his initial campaign with the Golden Eagles ... Posted a 2-1 record with a 5.11 earned run average with 23 strikeouts in 37 innings of work ... Went at least two innings in 10 out-


ings ... Got both victories in back-to-back appearances against Auburn (3/4) and Louisiana-Lafayette (3/10) ... Threw 1 1/3 innings at Auburn and allowed no runs on two walks with a strikeout and scattered two hits and two walks while not allowing a run with three strikeouts over 4 1/3 in defeating UL Lafayette ... Garnered saves in his first two appearances, each three-inning scoreless performances, against Nicholls State (2/19) in the first game of a doubleheader and against Troy (2/25) ... Fanned four against Memphis (4/21) and did not allow a run or a hit over the final 2 2/3 to get his third and final save of campaign ... Threw three scoreless innings at Ole Miss (3/20) ... Added two at bats and went hitless in his two trips to the plate ... Named to the President's List during the Fall semester ... Earned C-USA Commissioner's Honor Roll accolades ... **2011 (Fr.):** Redshirted ... Made the Athletic Director's Honor Roll during the spring semester and the Dean's List during the fall ... Earned C-USA Commissioner's Honor Roll for the year ... **Prep:** Was 5-1 in 10 appearances for coach Chris McCardle ... Struck out 62 batters in 38.1 innings of work with a 2.56 ERA ... Also lettered in football as the team's starting quarterback ... **Personal:** Son of Hall and Lisa McMahon ... Majoring in Construction Engineering Technology ... Born on September 28, 1991.

**Career Highs – innings pitched:** 5.0 vs. LSU, 4/11/12; **strikeouts:** 5 vs. LSU, 4/11/12; **walks:** 3, twice (last vs. UCF, 4/15/12); **hits:** 6, twice (last vs. Memphis, 5/23/12); **runs:** 5, three times (last vs. Memphis, 5/23/12); **earned runs:** 5, twice (last vs. Memphis, 5/23/12).

### McMahon's Career Stats

Year	ERA	W	L	App	GS	CG	SHO	CBO	SV	IP	H	R	ER	BB	SO	2B	3B	HR	BF	B/Avg	WP	HBP	BK	SFA	SHA
2012	5.11	2	1	17	0	0	0	2	3	37.0	31	27	21	23	23	6	1	0	172	.225	6	7	0	2	2
<b>TOTAL</b>	<b>5.11</b>	<b>2</b>	<b>1</b>	<b>17</b>	<b>0</b>	<b>0</b>	<b>0</b>	<b>2</b>	<b>3</b>	<b>37.0</b>	<b>31</b>	<b>27</b>	<b>21</b>	<b>23</b>	<b>23</b>	<b>6</b>	<b>1</b>	<b>0</b>	<b>172</b>	<b>.225</b>	<b>6</b>	<b>7</b>	<b>0</b>	<b>2</b>	<b>2</b>

# Meet the Golden Eagles



## 8 Jay Myrick


5-9, 170, R/R, Junior | Right-Handed Pitcher  
Spanish Fort, Ala. (Spanish Fort HS)

**2012 (R-Soph.):** Made 11 appearances, including three starts, and posted a 2-1 record with a 5.94 earned run average...Allowed just one unearned runs on two hits with a pair of walks and nine strikeouts in first appearance of the season against Troy (2/24) in 6 2/3 of relief and not figuring in to the decision ... Posted first victory in next outing, a 7-inning start against Charleston Southern (3/2) in which he allowed two runs (one earned) on six hits and two walks with six strikeouts ... Allowed just a hit and two walks, along with two strikeouts in relief victory versus Louisiana-Monroe (3/27) ... Lasted at least two innings in five of his eight outings out of the pen ... Garnered Dean's List honors during the Fall semester ... Made the Athletic Director's Honor Roll during the spring semester ... **2011 (Soph.):** Redshirted due to arm injury ... Garnered Athletic Director Honor Roll honors this during the fall 2011 semester ... **2010 (Fr.):** Earned a record of 3-0 in 21 appearances ... Appeared primarily out of the bullpen in relief ... Earned first career start and win against UAB (3/27) ... Earned first career save against Houston (4/24) in three innings of work ... Struck out 17 batters in 32.1 innings of work ... **Prep:** An All-State and All-County selection at Spanish Fort High School for coach Tommy Walker ... Played in the AHSAA all-star game ... Was 17-6 on the mound in his career with 218 strikeouts and a 2.77 ERA ... Hit .310 in his career with 81 RBI, 17 home runs and 23 doubles ... Set school record for wins and strikeouts ... **Personal:** Son of Mike and Barbara Myrick ... Majoring in Construction Engineering Technology ... Born on August 29, 1990.

**Career Highs – innings pitched:** 7.0 vs. Charleston Southern, 3/2/12; **strikeouts:** 9 vs. Troy, 2/24/12; **walks:** 5 vs. Murray State, 3/16/12; **hits:** 6, three times (last vs. UL Lafayette, 3/9/12); **runs:** 6, twice (last vs. East Carolina, 5/9/10); **earned runs:** 6 vs. East Carolina, 5/9/10.

### Myrick's Career Stats

Year	ERA	W	L	App	GS	CG	SHO	CBO	SV	IP	H	R	ER	BB	SO	2B	3B	HR	BF	B/Avg	WP	HBP	BK	SFA	SHA		
2010	7.52	3	0	21	4	0	0	0	1	32.1	37	29	27	28	17	6	0	5	160	.298	0	2	0	3	3		
2011	— Redshirted —																										
2012	5.94	2	1	11	3	0	0	0	0	33.1	29	24	22	27	26	2	0	5	153	.246	3	2	1	3	3		
<b>TOTAL</b>	<b>6.72</b>	<b>5</b>	<b>1</b>	<b>32</b>	<b>7</b>	<b>0</b>	<b>0</b>	<b>0</b>	<b>1</b>	<b>65.2</b>	<b>66</b>	<b>53</b>	<b>49</b>	<b>55</b>	<b>43</b>	<b>8</b>	<b>0</b>	<b>10</b>	<b>313</b>	<b>.273</b>	<b>3</b>	<b>4</b>	<b>1</b>	<b>6</b>	<b>6</b>		



## 30 Taylor Nunez

6-4, 205, R/R, Sophomore | Right-Handed Pitcher  
Slidell, La. (Salmen HS)


**2012 (Fr.):** Saw action in eight games, making five starts during the year ... Posted a 1-3 record with a 4.74 earned run average ... Earned lone victory in his first collegiate start against Mississippi Valley State (2/28), allowing an unearned run on one hit with a walk and eight strikeouts ... Surrendered just three hits and a walk with two strikeouts in his longest relief outing of the season of five innings against Houston (3/25) ... Did not allow an earned run in his first two outings, spanning 8 2/3 innings ... A member of the C-USA Commissioner's Honor Roll ... Made the Athletic Director's Honor Roll during the fall semester ... Rated one of the Top 10 incoming freshman in C-USA by Baseball America ... **Prep:** Drafted in the 19th round (572 overall) by the Pittsburgh Pirates in the 2011 MLB First-Year Player Draft ... Played at Salmen High School for coach Bill Morris ... Pitched 38 innings and posted a 4-2 record 56 strikeouts and a 0.75 ERA as a senior ... Named to the **Baseball America** Top 100 (No. 88) and Louisiana all-district 9-4A team ... Collected a 5-3 mark with a 1.90 ERA, allowing only 15 earned runs in 55.1 innings as a junior ... **Personal:** Son of Bret and Taylor Nunez ... Majoring in Sport Coaching Education ... Born on July 28, 1992.

**Career Highs – innings pitched:** 6.0 vs. Mississippi Valley State, 2/28/12; **strikeouts:** 8 vs. Mississippi Valley State, 2/28/12; **walks:** 3 vs. LSU, 4/11/12; **hits:** 6, at South Alabama, 4/18/12; **runs:** 4, twice (last at South Alabama, 4/18/12); **earned runs:** 4, twice (last at South Alabama, 4/18/12).

### Nunez's Career Stats

Year	ERA	W	L	App	GS	CG	SHO	CBO	SV	IP	H	R	ER	BB	SO	2B	3B	HR	BF	B/Avg	WP	HBP	BK	SFA	SHA
2012	4.74	1	3	8	5	0	0	0	0	24.2	18	15	13	12	16	1	1	0	110	.209	3	10	1	1	1
<b>TOTAL</b>	<b>4.74</b>	<b>1</b>	<b>3</b>	<b>8</b>	<b>5</b>	<b>0</b>	<b>0</b>	<b>0</b>	<b>0</b>	<b>24.2</b>	<b>18</b>	<b>15</b>	<b>13</b>	<b>12</b>	<b>16</b>	<b>1</b>	<b>1</b>	<b>0</b>	<b>110</b>	<b>.209</b>	<b>3</b>	<b>10</b>	<b>1</b>	<b>1</b>	<b>1</b>

# Meet the Golden Eagles



## 12 Andrew Pierce


6-4, 160, R/R, Senior  
Right-Handed Pitcher  
Stringer, Miss. (Jones County JC)

Named a preseason third-team All-American by *Collegiate Baseball ... 2012 (Jr.)*: A first-team All-Conference USA selection and was named the Newcomer of the Year by the league ... Posted a 7-4 record with a 1.99 earned run average in 15 appearances, including 14 starts ... Led the team in victories, earned run average, innings pitched (99.1) and strikeouts (96) ... Allowed just 16 walks ... Ranked second in C-USA in ERA and innings pitched, and third in strikeouts ... His seven victories was tied for fifth-best in the league ... His strikeout-to-walk ratio (6.0) ranked 15th nationally and his ERA was No. 18 in the NCAA ... Had 10 quality starts on the year (3 ER or less with at least 6 innings of work) ... Fanned 10 or more batters five times including a season-high 15 in his first C-USA start against Houston (3/23) ... Last at least six innings in 11 starts and reached the sixth inning in all but one start during the campaign ... Earned Conference USA Pitcher of the Week honors twice, capturing his first co-honors with Rice's Matthew Reckling on March 26, after his shutout performance against Houston (3/23), allowing no runs on seven hits with his season-high strikeout total over seven innings ... Voted second Pitcher of the Week Award on May 14, after throwing a three-hit complete-game shutout against East Carolina (5/11), giving up just three hits and one walk with 11 strikeouts ... Blanked Marshall (4/27) for eight innings to get his ERA down to a season-low 1.58 ... The Golden Eagles scored more than three runs just six times in his 14 starts ... Pitched nine scoreless innings against UCF (4/13) and allowed just five hits and three walks, while whiffing 10 as the game was decided 1-0 in 14 frames ... **Junior College**: A Division II 1st-Team NJCAA All-American in 2011 at Jones County Junior College ... Finished as Division II national runners-up that season ... Was 21-5 overall at Jones County JC and was 11-3 in 2011 with a 1.99 ERA over 113.1 IP ... Allowed 78 hits, 19 walks and fanned 126 ... Named NJCAA National Pitcher of the Week in April of 2011 as he threw a one-hitter with 14 strikeouts against Southwest Mississippi ... An All-State South selection ... Posted a 10-2 record with four saves in 19 appearances his freshman campaign ... Fanned 106 and walked just 23 in 93 innings and posted a 1.94 earned run average ... **Prep**: Played at Stringer High School for coach Tommy Perkins ... Personal: Son of Kevin Pierce and Lesa Lewis ... Majoring in Interdisciplinary Studies, with a minor in Sport Management ... Born on January 26, 1991.

**Career Highs – innings pitched**: 9.0, three times, (last vs. East Carolina, 5/11/12; **strikeouts**: 15 vs. Houston, 3/23/12; **walks**: 3, twice (last at Marshall, 4/27/12; **hits**: 9, three times (last at Tulane, 5/4/12; **runs**: 4, three times (last vs. Memphis, 5/23/12; **earned runs**: 4, three times (last vs. Memphis, 5/23/12).

### Pierce's Career Stats

Year	ERA	W	L	App	GS	CG	SHO	CBO	SV	IP	H	R	ER	BB	SO	2B	3B	HR	BF	B/Avg	WP	HBP	BK	SFA	SHA
2012	1.99	7	4	15	14	2	1	3	0	99.1	88	23	22	16	96	13	0	2	401	.238	3	9	0	0	7
<b>TOTAL</b>	<b>1.99</b>	<b>7</b>	<b>4</b>	<b>15</b>	<b>14</b>	<b>2</b>	<b>1</b>	<b>3</b>	<b>0</b>	<b>99.1</b>	<b>88</b>	<b>23</b>	<b>22</b>	<b>16</b>	<b>96</b>	<b>13</b>	<b>0</b>	<b>2</b>	<b>401</b>	<b>.238</b>	<b>3</b>	<b>9</b>	<b>0</b>	<b>0</b>	<b>7</b>



## 25 Mason Robbins

6-2, 215, L/L, Sophomore  
Outfield/Pitcher  
Leakesville, Miss. (George County HS)

**2012 (Fr.)**: A Louisville Slugger Freshman All-American as chosen by the publication, *Collegiate Baseball* as a multiple position athlete ... Garnered second-team Freshman All-America honors from *Baseball America* ... Named Conference USA's Freshman of the Year, headlining the league's All-Freshman team ... Played in 54 games and started in 50 (38 in rightfield, 11 at designated hitter and once in centerfield) ... In six of his starts at designated hitter, he also was the starting pitcher ... Batted .330 with 11 doubles, five triples, three home runs and 38 runs batted in ... His triple total ranked first on the squad and in C-USA ... Finished ninth in the league in hitting ... Added a league-leading 18-game hitting streak for the season, coming from Feb. 19 (Nicholls State) to March 20 (Ole Miss) ... Batted .466 (34-for-73) during the streak with 16 runs, four doubles, three triples, two home runs and 16 RBI ... Led the team in multi-hit games with 22 (13 two-hit, 8 three-hit and 1 four-hit) and posted 10 multi-RBI contests (eight 2-RBI and two 3-RBI) ... Belted first home run of season at Louisiana-Lafayette (3/11), a solo shot in the 11, which proved to be the game winner on the road ... Registered an RBI bloop double down the leftfield line in the 14th which accounted for the only run in a 1-0 victory

# Meet the Golden Eagles


at home over UCF (4/13) ... Had season-high, four-hit game against Charleston Southern (3/2) in which he doubled and tripled as well as scored a season-best three times ... Also appeared in 10 games as a pitcher, with his six final appearances coming as starting assignments as the Golden Eagles' Sunday starter ... Posted a 1-0 record with a 4.01 ERA ... Fanned 17 in 33 2/3 innings ... Lasted at least five innings in five of his six starts ... Recorded only decision, a victory, at Marshall (4/29) in which he allowed just one earned run over five innings and also drove in three runs at the plate ... Did not register a decision, despite a solid 5 1/3 inning effort against Rice (5/26) in the Eagles' season finale in the C-USA Tournament ... Allowed two runs on four hits with two walks and fanned a season-best five in the outing ... Played in the Cape Cod League over the summer for the Bourne Braves, earning a place on the West All-Star team for putting together a .316 average over 32 games with eight doubles, a triple, seven home runs and 19 RBI ... Had a stretch in which he delivered three game-winning hits in the same week, two of which came in extra innings ... Provided the league's first-ever game-winning inside-the-park homer in the 14<sup>th</sup> frame to beat Yarmouth-Dennis as one of those hits ... Made the Athletic Director's Honor Roll during the spring and fall semesters ... Prep: Named Mr. Baseball for the state of Mississippi in 2011 at George County High School ... Taken in the 20th round (612 overall) of the 2011 MLB Draft by the New York Mets ... Was 7-4 on the mound, striking out 99 batters in 65 innings while compiling a 1.83 ERA ... Made the Class 6A semifinals during senior season ... Batted .500, to go with his 14 home runs and 14 doubles and two triples ... Had 40 RBIs, despite batting leadoff ... Named to the 2010 Under Armour All-American game ... Ranked the No. 60 high school baseball prospect nationally by Perfect Game ... A 2011 **Clarion-Ledger** Dandy Dozen ... Named to the 2011 Rivals100 Baseball List ... **Personal:** Son of Ted and Lanette Thompson ... Majoring in Sport Management ... Born on February 1, 1993.

**Career Highs – (Hitting) at bats:** 6, twice (last vs. East Carolina, 5/13/12); **hits:** 4 vs. Charleston Southern, 3/2/12; **RBI:** 3, twice (last at Marshall, 4/29/12); **home runs:** 1, three times (last vs. East Carolina, 5/12/12); **stolen bases:** 1, seven times (last vs. Memphis, 5/23/12)/(Pitching) **innings pitched:** 6.0 at UAB, 5/19/12; **strikeouts:** 5 vs. Rice, 5/26/12; **walks:** 3 vs. Memphis, 4/22/12; **hits:** 8, twice (last at UAB, 5/19/12); **runs:** 4 vs. East Carolina, 5/13/12; **earned runs:** 4 vs. East Carolina, 5/13/12.

## Robbins' Career Stats

Year	Avg	GP	GS	AB	R	H	2B	3B	HR	RBI	TB	SLG%	BB	HBP	SO	GDP	OB%	SF	SH	SB	ATT	PO	A	E	FLD%
2012	.330	54	50	215	36	71	11	5	3	38	101	.470	6	3	48	0	.356	1	1	7	8	64	7	2	.973
<b>TOTAL</b>	<b>.330</b>	<b>54</b>	<b>50</b>	<b>215</b>	<b>36</b>	<b>71</b>	<b>11</b>	<b>5</b>	<b>3</b>	<b>38</b>	<b>101</b>	<b>.470</b>	<b>6</b>	<b>3</b>	<b>48</b>	<b>0</b>	<b>.356</b>	<b>1</b>	<b>1</b>	<b>7</b>	<b>8</b>	<b>64</b>	<b>7</b>	<b>2</b>	<b>.973</b>

Year	ERA	W	L	App	GS	CG	SHO	CBO	SV	IP	H	R	ER	BB	SO	2B	3B	HR	BF	B/Avg	WP	HBP	BK	SFA	SHA
2012	4.01	1	0	10	6	0	0	0	0	33.2	37	17	15	12	17	6	0	4	149	.285	0	0	1	0	7
<b>TOTAL</b>	<b>4.01</b>	<b>1</b>	<b>0</b>	<b>10</b>	<b>6</b>	<b>0</b>	<b>0</b>	<b>0</b>	<b>0</b>	<b>33.2</b>	<b>37</b>	<b>17</b>	<b>15</b>	<b>12</b>	<b>17</b>	<b>6</b>	<b>0</b>	<b>4</b>	<b>149</b>	<b>.285</b>	<b>0</b>	<b>0</b>	<b>1</b>	<b>0</b>	<b>7</b>



## 16 Isaac Rodriguez

5-10, 189, R/R, Senior  
Infield  
Weston, Fla. (Cypress Bay HS)

**2012 (Jr.):** Earned playing time in 47 games with 41 starts (40 at second base and once at designated hitter) ... Batted .276 with six doubles and 14 RBI ... Recorded 11 multiple-hit contests (eight 2-hit, one 3-hit and two 4-hit) and three multi-RBI games (two 2-RBI and one 3-RBI) ... Tied for the second longest hitting streak on the team during the year at nine games – from Apr. 5 (Alcorn State) to Apr. 20 (Memphis) ... Collected 4-for-4 performances against UCF (4/14) and Houston (3/24) ... Doubled twice and drove in three runs against Tulane (5/4) ... Made just two errors in 203 fielding chances for a .990 percentage ... Went 36-straight games without committing an error at one point during the year ... Played summer baseball for the Acadiana Cane Cutters where he batted a team-leading .304 with 10 doubles, a home run and 23 RBI in 47 games ... Added 10 stolen bases ... Made the league's All-Star team ... **2011 (Soph.):** Played in and started in 55 games ... All but one of his starts came at second base (at DH) ... Started the season off hot with a five-game hitting streak, going nine-for 18 (.500) over that stretch with three doubles a home run and four RBI ... Batted .288 with 14 doubles, two home runs and 34 RBI during the year ... Had two-double games against Eastern Illinois (2/18), Connecticut (3/20) and East Carolina (5/1) ... Notched 19 multiple-hit games and nine multi-RBI affairs ... Had a season-best seven-game hitting streak at one point during the campaign ... **2010 (Fr.):** Appeared in 28 games as a true freshman with 10 starts ... Went 3-for-4 in first career start at DH against Lemoyne (2/27) ... Hit .325 on the year with 13 hits and three RBI ... Had second career multiple hit game in 2-for-3 performance against Missouri State (3/14) ... **Prep:** Earned all-state, all-county

# Meet the Golden Eagles

and all-district at Cypress Bay High School for coach Mike White...Hit .531 with eight home runs and stole 15 bases as a senior ... Participated in the all-state all-star game and the seniors all-county all-star game ... **Personal:** Son of Julio Dominguez and Alma Salazar ... Younger brother, Juan, is a member of the Golden Eagle football team ... Majoring in Interdisciplinary Studies with a minor in Sports Management ... Born on March 7, 1991.

**Career Highs - at bats:** 6, twice (last vs. UCF, 4/13/12); **hits:** 4, twice (last vs. UCF, 4/14/12); **home runs:** 1, twice (last at Memphis, 4/8/11); **RBI:** 3, three times (last at Tulane, 5/4/12); **stolen bases:** 1, six times (last vs. Memphis, 4/20/12)

## Rodriguez's Career Stats

Year	Avg	GP	GS	AB	R	H	2B	3B	HR	RBI	TB	SLG%	BB	HBP	SO	GDP	OB%	SF	SH	SB	ATT	PO	A	E	FLD%
2010	.325	28	10	40	10	13	0	0	0	3	13	.325	4	4	7	0	.438	0	2	1	2	6	6	1	.923
2011	.288	55	55	205	39	59	14	0	2	34	79	.385	27	8	22	5	.390	1	4	2	3	106	155	11	.960
2012	.276	47	41	152	18	42	6	0	0	14	48	.316	13	3	16	4	.343	1	7	3	4	90	111	2	.990
<b>TOTAL</b>	<b>.287</b>	<b>130</b>	<b>106</b>	<b>397</b>	<b>67</b>	<b>114</b>	<b>20</b>	<b>0</b>	<b>2</b>	<b>51</b>	<b>140</b>	<b>.353</b>	<b>44</b>	<b>15</b>	<b>45</b>	<b>9</b>	<b>.378</b>	<b>2</b>	<b>13</b>	<b>6</b>	<b>9</b>	<b>202</b>	<b>272</b>	<b>14</b>	<b>.971</b>



## 3 Bradley Roney

6-1, 190, R/R, Sophomore | Infield/Right-handed Pitcher  
Wetumpka, Ala. (Wetumpka HS)

**2012 (Fr.):** Named a Louisville Slugger Freshman All-American by the publication **Collegiate Baseball** ... Earned a spot on the C-USA All-Freshman team ... Saw action at third base and on the mound as the school's closer ... Posted a 2-1 record with a freshman record 11 saves at the school ... His saves mark ranks tied for fifth on the single-season chart and he is ninth on the career Southern Miss charts ... Did not allow a run in his first five appearances, spanning 4 1/3 frames ... Registered first victory of the season by throwing five shutout frames in a 1-0, 14-inning contest against UCF (4/13) ... Fanned a season-high five in the contest ... Collected a victory in the C-USA Tournament against Houston (5/24), throwing three innings, before the Golden Eagles won in the 10th inning ... Also scored the game-winning run in the top of the 10<sup>th</sup> after drawing a leadoff walk ... Converted 11 of 12 save opportunities during the campaign ... Only surrendered runs in five of 20 outings with the most of two runs in which he gave up twice ... Fanned 26 over 26 innings and surrendered just 18 hits and 14 walks ... Allowed only three extra-base hits, all doubles ... Posted a .227 batting average with a double, two home runs and 10 RBI on the season ... Belted first homer at Louisiana-Lafayette (3/9), a two-run shot, and also a round-tripper to lead off the ninth against UAB (5/19) which tied the score and allowed the Golden Eagles to go on and win the contest in which he added his 11th save by pitching the bottom half of the frame ... Hit safely in five of his final six games, going 8-for-21 (.381), which included three, two-hit games and a pair of three-RBI contests over that final stretch ... Did not make an error in 22 fielding chances, which included 16 at third base...Named the No. 7 newcomer to Conference USA by **Baseball America** heading into the campaign ... **Prep:** Taken in the 18th round (545th pick) by the Baltimore Orioles in the 2011 MLB First-Year Player Draft ... A Class 6A Alabama Sports Writer Association first-team all-state pick at utility for coach Ray Mullino at Wetumpka High School ... Hit .393 with four home runs and 19 RBI to go along with 22 stolen bases ... Was 5-3 on the mound with a 2.21 earned run average ... Fanned 76 and walked 21 in 50 2/3 innings of work ... Participated in the North-South All-Star baseball game as part of the Alabama Sports Week in Huntsville ... **Personal:** Son of Rick Roney and Diane Roney ... Undecided on an academic major ... Born on Sept. 1, 1992.


**Career Highs - (Hitting) at bats:** 5, twice (last at UL Lafayette, 3/11/12); **hits:** 2, four times (vs. Memphis, 5/23/12); **RBI:** 3, twice (last at UAB, 5/19/12); **home runs:** 1, twice (last at UAB, 5/18/12); **stolen bases:** 2 at Tulane, 5/5/12/**(Pitching) innings pitched:** 5.0 vs. UCF, 4/13/12; **strikeouts:** 5 vs. UCF, 4/13/12; **walks:** 3 vs. Houston, 5/24/12; **hits:** 3 vs. Houston, 5/24/12; **runs:** 2, twice (last vs. Houston, 5/24/12); **earned runs:** 2, twice (last vs. Houston, 5/24/12).

## Roney's Career Stats

Year	Avg	GP	GS	AB	R	H	2B	3B	HR	RBI	TB	SLG%	BB	HBP	SO	GDP	OB%	SF	SH	SB	ATT	PO	A	E	FLD%
2012	.227	18	10	44	5	10	1	0	2	10	17	.386	5	0	13	0	.306	0	1	2	2	7	15	0	1.000
<b>TOTAL</b>	<b>.227</b>	<b>18</b>	<b>10</b>	<b>44</b>	<b>5</b>	<b>10</b>	<b>1</b>	<b>0</b>	<b>2</b>	<b>10</b>	<b>17</b>	<b>.386</b>	<b>5</b>	<b>0</b>	<b>13</b>	<b>0</b>	<b>.306</b>	<b>0</b>	<b>1</b>	<b>2</b>	<b>2</b>	<b>7</b>	<b>15</b>	<b>0</b>	<b>1.000</b>

Year	ERA	W	L	App	GS	CG	SHO	CBO	SV	IP	H	R	ER	BB	SO	2B	3B	HR	BF	B/Avg	WP	HBP	BK	SFA	SHA
2012	2.42	2	1	20	0	0	0	3	11	26.0	18	7	7	14	26	3	0	0	110	.200	3	1	0	3	2
<b>TOTAL</b>	<b>2.42</b>	<b>2</b>	<b>1</b>	<b>20</b>	<b>0</b>	<b>0</b>	<b>0</b>	<b>3</b>	<b>11</b>	<b>26.0</b>	<b>18</b>	<b>7</b>	<b>7</b>	<b>14</b>	<b>26</b>	<b>3</b>	<b>0</b>	<b>0</b>	<b>110</b>	<b>.200</b>	<b>3</b>	<b>1</b>	<b>0</b>	<b>3</b>	<b>2</b>

# Meet the Golden Eagles



## 18 Austin Roussel


6-1, 205, L/R, Sophomore  
Catcher  
Hester, La. (Lutcher HS)

**2012 (R-Fr.):** Appeared in 31 games and made 16 starts (13 at catcher and three at designated hitter) ... Batted .338 with a two doubles, a triple and eight RBI ... Notched five multiple-hit contests (four 2-hit and one 3-hit) and had two 2-RBI games ... Posted a seven-game hitting streak from Apr. 27 to May 12, in which he hit .500 (10-for-20) and had a stretch in which he hit safely in 11 of 12 games ... Notched a single versus Troy (2/26) for his first collegiate hit ... Drove in his first run with a sacrifice fly at Louisiana-Lafayette (3/11) ... Tallied first two-hit game at Rice (4/1) and drove in a run ... Drove in game's only runs with a pinch-hit two-run single down the rightfield line at Marshall (4/27) ... Finished the Marshall series 6-for-9 as he added a pinch-hit single in the middle contest (4/28), before tallying his lone three-hit tilt (4/29) in the finale ... Added two hits and two RBI against Alcorn State (4/6) ... Played for the Acadiana Cane Cutters of the Texas Collegiate League last summer, hitting .246 with a double a, a triple and 12 RBI ... Earned Athletic Director's Honor Roll accolade in the Fall semester and the Dean's List during the spring ... A C-USA Commissioner's Honor Roll pick ... **2011 (Fr.):** Redshirted ... Earned Dean's List honors in the fall and Athletic Director's Honor Roll accolades in the spring ... Garnered the C-USA Academic Medal ... Added C-USA Commissioner's Honor Roll selection as well ... Prep: Played for coach Davey Clement at Lutcher High School ... Hit .455 with two homers and 25 RBI as a junior ... Named to All-district, All-River Parish, All-metro and All-state teams ... Selected to play in the Louisiana East vs. West All-Star Game ... Was a four-year letterman in football and won two state championships (2006, 2008) ... **Personal:** Son of Todd and Myra Roussel ... Has two brothers, Jordan and Spencer ... Majoring in Construction Engineering ... Born on January 9, 1992.

**Career Highs - at bats:** 5, three times (last at Tulane, 5/4/12); **hits:** 3 at Marshall, 4/29/12; **RBI:** 2, twice (last at Marshall, 4/27/12); **stolen bases:** 1, three times (last at Marshall, 4/29/12)

### Roussel's Career Stats

Year	Avg	GP	GS	AB	R	H	2B	3B	HR	RBI	TB	SLG%	BB	HBP	SO	GDP	OB%	SF	SH	SB	ATT	PO	A	E	FLD%
2012	.338	31	16	68	11	23	2	1	0	8	27	.397	12	0	10	0	.432	1	0	3	4	90	8	3	.970
<b>TOTAL</b>	<b>.338</b>	<b>31</b>	<b>16</b>	<b>68</b>	<b>11</b>	<b>23</b>	<b>2</b>	<b>1</b>	<b>0</b>	<b>8</b>	<b>27</b>	<b>.397</b>	<b>12</b>	<b>0</b>	<b>10</b>	<b>0</b>	<b>.432</b>	<b>1</b>	<b>0</b>	<b>3</b>	<b>4</b>	<b>90</b>	<b>8</b>	<b>3</b>	<b>.970</b>



## 20 Boomer Scarborough

6-1, 255, R/R, Junior  
Right-handed Pitcher  
Pass Christian, Miss. (St. Stanislaus HS)

**2012 (Soph.):** Appeared 10 games, including nine starts ... Posted a 2-2 record with a 3.35 earned run average ... Fanned 30 and walked 30 over 40 1/3 innings ... Threw five shutout innings against Troy (2/26) to earn first victory over the season ... Gave up an unearned run at Auburn (3/4) over 4 2/3 frames but did not record a decision ... Added a six-inning start against Alabama (3/13) and did not register a decision in his longest-tying outing of the campaign ... Threw six innings versus Alcorn State (4/5) ... Blanked Ole Miss (3/20) over 4 2/3 frames but did not factor in the outcome ... Tossed the only relief outing of the year, one inning, at UAB (5/19) and registered a win as he fanned one and walked one ... **2011 (Fr.):** Saw action in 13 games, making eight starts on the mound ... Had a 1-1 record with a 2.89 ERA ... Retired first 10 Northwestern State before surrendering a hit in his first career start ... Made the majority of the midweek starts and had two no decisions against Ole Miss and one against Mississippi State ... Had quality starts in each of his first four to start the year ... Threw season-high 7 2/3 against Ole Miss (3/30) in a 4-3, 10-inning win ... Tallied lone save in a two-inning performance against Marshall (4/23, game 2) in which he fanned two and did not allow a run or hit ... **Prep:** A two-time class 4A all-state selection at St. Stanislaus High School for coach Mark Logan ... Had a 12-1 record as a senior to lead the Rock-a-chaws to a 4A state championship ... Fanned 129 batters to just 12 walks with 11 complete games ... Hit .471 with 15 homers and 39 RBI during his senior season ... Also won a 4A state football championship as the team's middle linebacker ... **Personal:** Son of Buddy Scarborough and Julie Toche ... Father played collegiately at the University


# Meet the Golden Eagles

of Miami ... Full name is Marshal Jay Scarborough ... Majoring in Sport Coaching Education ... Born on July 11, 1991.

**Career Highs** –**innings pitched:** 7.2 vs. Ole Miss, 3/30/11; **strikeouts:** 6, three times (last vs. Louisiana-Monroe, 3/27/12); **walks:** 5, twice (last vs. Louisiana-Monroe, 3/27/12); **hits:** 7 vs. Ole Miss, 4/12/11; **runs:** 4, twice (last vs. UCF, 4/5/12); **earned runs:** 4, twice (last vs. UCF, 4/5/12).

## Scarborough's Career Stats

Year	ERA	W	L	App	GS	CG	SHO	CBO	SV	IP	H	R	ER	BB	SO	2B	3B	HR	BF	B/Avg	WP	HBP	BK	SFA	SHA
2011	2.89	1	1	13	8	0	0	0	1	46.2	40	24	15	23	30	7	0	1	201	.247	4	9	1	2	5
2012	3.35	2	2	10	9	0	0	1	0	40.1	29	17	15	30	30	5	1	1	187	.203	9	10	1	0	4
<b>TOTAL</b>	<b>6.67</b>	<b>3</b>	<b>3</b>	<b>23</b>	<b>17</b>	<b>0</b>	<b>0</b>	<b>1</b>	<b>1</b>	<b>87.0</b>	<b>69</b>	<b>41</b>	<b>30</b>	<b>53</b>	<b>60</b>	<b>12</b>	<b>1</b>	<b>2</b>	<b>388</b>	<b>.226</b>	<b>13</b>	<b>19</b>	<b>2</b>	<b>2</b>	<b>9</b>



## 15 Michael Sterling

5-11, 175, R/R, Sophomore

Infield

Meridian, Miss. (Meridian HS)


**2012 (R-Fr.):** A Conference USA All-Freshman team selection, appearing in 51 games with 38 starts (12 in rightfield, nine in leftfield, eight at second base, six in centerfield and three at third base) ... Batted .288 with four doubles, a home run and 16 RBI ... Established a school record by being hit by a pitch 28 times during the season ... Finished fourth nationally in hit by pitches per game (.55), fifth in being hit by a pitch and 14th in on base percentage (.486) ... Added 10 multi-hit games (eight 2-hit, one 3-hit and one 4-hit) and four 2-RBI contests ... Collected two hits and drove in a pair of runs against Nicholls State (2/19) in the nightcap of a doubleheader ... Hit lone home run in victory at Louisiana-Lafayette (3/10) ... Put together a four-hit game with a pair of RBI in C-USA Tournament against Houston (5/24) and added a 2-for-3 performance against Rice (5/25) to earn C-USA All-Tournament honors ... Earned a spot on the C-USA All-Academic Team as well ... Earned Athletic Director Honor Roll honors in both the fall and spring semesters ... Named to the C-USA Commissioner's Honor Roll ... **2011 (Fr.):** Redshirted ... Earned a C-USA Academic Medal during the spring ... Named to C-USA ... Commissioner's Honor Roll ... Made the Athletic Director's Honor Roll in both the spring and fall semesters ... Prep: Played for coach Chuck Butler at Meridian High School ... Hit .447 as a senior with 23 RBI and one homer ... Was a perfect 18-for-18 in stolen bases and struck out just eight times in 97 plate appearances ... Named the MHS Defensive Player of the Year as a junior ... Also struck out 42 batters in 33 innings on the mound ... **Personal:** Son of Mike and Nancy Sterling ... Has one sister, Kelly ... Father played baseball at Meridian CC and Mississippi State; Mother played tennis at Meridian CC and William Carey ... Majoring in Construction Engineering Technology ... Born on Dec. 26, 1991.

**Career Highs** - **at bats:** 6 vs. UCF, 4/13/12; **hits:** 4 vs. Houston, 5/24/12; **RBI:** 2, four times (last vs. Houston, 5/24/12); **home runs:** 1 at Louisiana-Lafayette, 3/10/12; **stolen bases:** 1, 11 times (last vs. Houston, 5/24/12)

## Sterling's Career Stats

Year	Avg	GP	GS	AB	R	H	2B	3B	HR	RBI	TB	SLG%	BB	HBP	SO	GDP	OB%	SF	SH	SB	ATT	PO	A	E	FLD%
2012	.288	51	38	125	39	36	4	0	1	16	43	.344	22	28	28	2	.486	2	7	11	15	83	40	6	.953
<b>TOTAL</b>	<b>.288</b>	<b>51</b>	<b>38</b>	<b>125</b>	<b>39</b>	<b>36</b>	<b>4</b>	<b>0</b>	<b>1</b>	<b>16</b>	<b>43</b>	<b>.344</b>	<b>22</b>	<b>28</b>	<b>28</b>	<b>2</b>	<b>.486</b>	<b>2</b>	<b>7</b>	<b>11</b>	<b>15</b>	<b>83</b>	<b>40</b>	<b>6</b>	<b>.953</b>

# Meet the Golden Eagles



**41**  
**David Walley**

6-0, 205, R/R, Junior  
Catcher  
Richton, Miss. (Jones County JC)


Made the Dean's List during the Fall semester ... **Junior College:** Played last season for coach Christian Ostrander ... Appeared in 10 games last spring and hit .125 with three runs batted in ... **Prep:** Played for Brandon Davis at Richton High School ... Batted .319 with three doubles, a triple and a homer with 17 RBI his senior campaign ... Homered against Bay High School ... His team went 31-3 to capture the Class 2A state title ... the team captured the 2A state title in both his freshman and sophomore seasons as well ... Had arm surgery following his senior season ... **Personal:** Son of Paul and Samantha Walley ... Majoring in Political Science ... Born on Oct. 18, 1991.



**19**  
**Daniel Wineski**

6-1, 185, R/R, Junior  
Right-handed Pitcher  
Ocean Springs, Miss. (Miss. Gulf Coast CC)

**Junior College:** Played for coach Gary Rath at Mississippi Gulf Coast Community College, where he posted a 3-0 record with eight saves in 17 appearances ... Threw 26 innings and fanned 22, while walking seven and posted a 1.73 earned run average ... Named to the MACJC second team at pitcher ... Posted a 2-0 mark with a 5.14 ERA as a freshman ... Fanned eight and walked seven in 26 innings of work ... **Prep:** Attended Ocean Springs High School, where he played for coach Jesse Kanode ... Posted a 7-2 record as a senior with a 2.18 ERA ... Fanned 45 over 57 2/3 innings of work for the Greyhounds as well that season ... Batted .321 for the year with seven doubles and 13 runs batted in ... **Personal:** Son of Bobby and Dana Wineski ... Majoring in Business Administration ... Born on Nov. 25, 1991.



**23**  
**Jake Winston**

6-2, 180, L/R, Freshman  
Infield/Right-handed Pitcher  
Vidalia, La. (Trinity Episcopal HS)

**Prep:** Posted a 5-2 record during his senior campaign at Trinity Episcopal High School in which he added a 1.26 ERA and 74 strikeouts in 44 innings of work...Threw a no-hitter against Stillman Institute, fanning 10 and walking just two in a 5-0 victory ... Selected to play in the Class AA MAIS All-Star game and was named to the MAIS District 5 A first-team ... Captured the MAIS Class A state championship in 2011 and was a **Natchez Democrat** first-team All-Metro selection who enjoyed success both on the mound and at the plate ... Posted a 9-1 record as the school's No. 1 pitcher, where he struck out 102, while walking 25 in 59 1/3 innings as a junior ... allowed just 10 earned runs for a 1.18 ERA and opponents only hit .120 against him ... Batted .446 with four home runs, 30 RBIs, 29 runs scored and a .525 on-base percentage during junior campaign ... **Personal:** Son of Tam and Beverly Winston ... Undecided on an academic major ... Born on Sept. 13, 1993.



# 2012 Season Review

# 2012 Statistics

Record: 32-24 Home: 20-8 Away: 9-11 Neutral: 3-5 C-USA: 14-10

## 2012 Batting Statistics

Player	AVG	GP	GS	AB	R	H	2B	3B	HR	RBI	TB	SLG%	BB	HBP	SO	GDP	OB%	SF	SH	SB	ATT	PO	A	E	FLD%
2 Ashley Graeter	.346	56	56	214	45	74	15	1	1	30	94	.439	27	4	38	1	.422	4	2	6	13	83	167	11	.958
18 Austin Roussel	.338	31	16	68	11	23	2	1	0	8	27	.397	12	0	10	0	.432	1	0	3	4	90	8	3	.970
25 Mason Robbins	.330	54	50	215	36	71	11	5	3	38	101	.470	6	3	48	0	.356	1	1	7	8	64	7	2	.973
14 Dillon Day	.290	51	50	193	22	56	10	4	0	20	74	.383	16	2	32	1	.341	6	6	7	9	104	4	4	.964
15 Michael Sterling	.288	51	38	125	39	36	4	0	1	16	43	.344	22	28	28	2	.486	2	7	11	15	83	40	6	.953
16 Isaac Rodriguez	.276	47	41	152	18	42	6	0	0	14	48	.316	13	3	16	4	.343	1	7	3	4	90	111	2	.993
22 Blake Brown	.271	56	54	192	37	52	13	2	6	41	87	.453	30	6	64	6	.383	2	2	1	2	485	28	2	.996
32 Jared Bales	.269	8	8	26	2	7	0	0	0	1	7	.269	2	1	4	2	.345	0	0	0	0	22	4	0	1.000
7 Connor Barron	.250	39	32	120	30	30	4	1	0	17	36	.300	26	2	38	2	.392	0	1	5	7	23	30	9	.855
21 Kameron Brundy	.248	39	35	129	13	32	4	1	0	18	38	.295	15	2	19	2	.329	3	2	4	7	68	2	0	1.000
1 Chase Fowler	.239	44	40	134	12	32	3	2	0	17	39	.291	10	6	23	5	.318	1	1	2	2	258	44	2	.993
17 Travis Creel	.231	50	44	143	20	33	8	0	2	22	47	.329	14	1	37	1	.296	4	12	2	2	38	93	8	.942
3 Bradley Roney	.227	18	10	44	5	10	1	0	2	10	17	.386	5	0	13	0	.306	0	1	2	2	7	15	0	1.000
19 Joe Martin	.208	31	13	48	5	10	4	0	0	9	14	.292	7	2	5	0	.322	2	4	3	4	14	0	1	.933
39 Ryan Ellis	.208	21	12	53	8	11	3	0	0	8	14	.264	6	2	8	2	.306	1	0	1	1	37	0	1	.974
5 Andrew Furr	.200	16	5	20	3	4	0	0	0	4	4	.200	4	2	5	0	.370	1	0	0	1	7	0	0	1.000
6 James McMahon	.000	2	0	2	0	0	0	0	0	0	0	.000	0	0	2	0	.000	0	0	0	0	1	4	2	.714
<b>Totals</b>	<b>.278</b>	<b>56</b>	<b>56</b>	<b>1878</b>	<b>306</b>	<b>523</b>	<b>88</b>	<b>17</b>	<b>15</b>	<b>273</b>	<b>690</b>	<b>.367</b>	<b>215</b>	<b>64</b>	<b>390</b>	<b>28</b>	<b>.367</b>	<b>29</b>	<b>46</b>	<b>57</b>	<b>81</b>	<b>1488</b>	<b>633</b>	<b>57</b>	<b>.974</b>
<b>Opponents</b>	<b>.250</b>	<b>56</b>	<b>56</b>	<b>1850</b>	<b>244</b>	<b>462</b>	<b>77</b>	<b>7</b>	<b>20</b>	<b>214</b>	<b>613</b>	<b>.331</b>	<b>219</b>	<b>69</b>	<b>365</b>	<b>42</b>	<b>.348</b>	<b>15</b>	<b>43</b>	<b>46</b>	<b>69</b>	<b>1467</b>	<b>608</b>	<b>77</b>	<b>.964</b>

LOB - Team (460), Opp (466). DPs turned - Team (50), Opp (39). CI - Team (2), Ch. Fowler 2, Opp (1). IBB - Team (5), Brown 1, Barron 1, Day 1, Robbins 1, Brundy 1, Opp (5). Picked off - Creel 2, Roney 1, Graeter 1, Sterling 1, Ch. Fowler 1, Day 1, Brundy 1.

## 2012 Pitching Statistics

Player	ERA	W	L	APP	GS	CG	SHO	CBO	SV	IP	H	R	ER	BB	SO	2B	3B	HR	AB	B/Avg	WP	HBP	BK	SFA	SHA	
12 Andrew Pierce	1.99	7	4	15	14	2	1	3	0	99.1	88	23	22	16	96	13	0	2	369	.238	3	9	0	0	7	
3 Bradley Roney	2.42	2	1	20	0	0	0	3	11	26.0	18	7	7	14	26	3	0	0	90	.200	3	1	0	0	3	2
20 B. Scarborough	3.35	2	2	10	9	0	0	1	0	40.1	29	17	15	30	30	5	1	1	143	.203	9	10	1	0	4	
29 Jake Drehoff	3.51	6	2	15	15	1	0	1	0	95.0	85	38	37	35	57	19	4	2	350	.243	6	7	1	2	7	
38 Chase Horn	3.57	1	3	17	2	0	0	1	1	22.2	37	15	9	10	21	7	0	0	103	.359	6	1	0	0	0	
14 Dillon Day	3.60	0	1	1	1	0	0	0	0	5.0	6	3	2	1	3	1	0	0	18	.333	2	0	0	0	1	1
35 Cameron Giannini	3.67	3	3	16	0	0	0	0	1	27.0	24	13	11	11	12	5	0	2	98	.245	3	3	1	1	1	
25 Mason Robbins	4.01	1	0	10	6	0	0	0	0	33.2	37	17	15	12	17	6	0	4	130	.285	0	0	1	0	7	
28 Cody Livingston	4.25	3	1	20	1	0	0	0	0	29.2	28	18	14	12	22	3	0	2	114	.246	3	9	1	0	4	
30 Taylor Nunez	4.74	1	3	8	5	0	0	0	0	24.2	18	15	13	12	16	1	1	0	86	.209	3	10	1	1	1	
6 James McMahon	5.11	2	1	17	0	0	0	2	3	37.0	31	27	21	23	23	6	1	0	138	.225	6	7	0	2	2	
8 Jay Myrick	5.94	2	1	11	3	0	0	0	0	33.1	29	24	22	27	26	2	0	5	118	.246	3	2	1	3	3	
26 Matt Warren	7.94	1	0	8	0	0	0	0	0	5.2	5	5	5	4	3	1	0	0	18	.278	2	4	0	1	1	
24 Paxton King	8.80	1	1	9	0	0	0	1	0	15.1	25	19	15	7	12	5	0	1	69	.362	0	3	0	1	2	
23 Josh Rogers	20.25	0	1	5	0	0	0	0	0	1.1	2	3	3	5	1	0	0	1	6	.333	0	3	0	0	1	
<b>Totals</b>	<b>3.83</b>	<b>32</b>	<b>24</b>	<b>56</b>	<b>56</b>	<b>3</b>	<b>6</b>	<b>5</b>	<b>16</b>	<b>496.0</b>	<b>462</b>	<b>244</b>	<b>211</b>	<b>219</b>	<b>365</b>	<b>77</b>	<b>7</b>	<b>20</b>	<b>1850</b>	<b>.250</b>	<b>49</b>	<b>69</b>	<b>7</b>	<b>15</b>	<b>43</b>	
<b>Opponents</b>	<b>4.51</b>	<b>24</b>	<b>32</b>	<b>56</b>	<b>56</b>	<b>1</b>	<b>3</b>	<b>3</b>	<b>14</b>	<b>489.0</b>	<b>523</b>	<b>306</b>	<b>245</b>	<b>215</b>	<b>390</b>	<b>88</b>	<b>17</b>	<b>15</b>	<b>1878</b>	<b>.278</b>	<b>54</b>	<b>64</b>	<b>4</b>	<b>29</b>	<b>46</b>	

PB - Team (12), Ch. Fowler 7, Bales 3, Roussel 2, Opp (12). Pickoffs - Team (2), Roussel 1, Drehoff 1, Opp (8). SBA/ATT - Ch. Fowler (23-38), Roussel (19-22), Drehoff (10-17), Pierce (5-9), Livingston (6-7), Giannini (4-7), Scarborough (3-6), Bales (4-5), McMahon (3-4), Myrick (4-4), Horn (2-4), Nunez (3-4), King (2-2), Robbins (2-2), Day (1-2), Roney (1-1).

## 2012 Fielding Stats

Player	C	PO	A	E	FLD%	DPS	SBA	CSB	SBA%	PB	CI
21 Kameron Brundy	70	68	2	0	1.000	0	0	0	-	0	0
32 Jared Bales	26	22	4	0	1.000	0	4	1	.800	3	0
3 Bradley Roney	22	7	15	0	1.000	0	1	0	1.000	0	0
12 Andrew Pierce	19	4	15	0	1.000	1	5	4	.556	0	0
8 Jay Myrick	10	2	8	0	1.000	2	4	0	1.000	0	0
28 Cody Livingston	7	2	5	0	1.000	0	6	1	.857	0	0
35 Cameron Giannini	7	2	5	0	1.000	0	4	3	.571	0	0
5 Andrew Furr	7	7	0	0	1.000	0	0	0	-	0	0
38 Chase Horn	7	0	7	0	1.000	0	2	2	.500	0	0
20 Boomer Scarborough	6	1	5	0	1.000	0	3	3	.500	0	0
24 Paxton King	2	0	2	0	1.000	0	2	0	1.000	0	0
26 Matt Warren	2	0	2	0	1.000	0	0	0	-	0	0
22 Blake Brown	515	485	28	2	.996	46	0	0	-	0	0
1 Chase Fowler	304	258	44	2	.993	0	23	15	.605	7	2
16 Isaac Rodriguez	203	90	111	2	.990	28	0	0	-	0	0
39 Ryan Ellis	38	37	0	1	.974	3	0	0	-	0	0
25 Mason Robbins	73	64	7	2	.973	0	2	0	1.000	0	0
18 Austin Roussel	101	90	8	3	.970	1	19	3	.864	2	0
14 Dillon Day	112	104	4	4	.964	0	1	1	.500	0	0
2 Ashley Graeter	261	83	167	11	.958	32	0	0	-	0	0
15 Michael Sterling	129	83	40	6	.953	3	0	0	-	0	0
17 Travis Creel	139	38	93	8	.942	12	0	0	-	0	0
19 Joe Martin	15	14	0	1	.933	0	0	0	-	0	0
29 Jake Drehoff	24	2	20	2	.917	0	10	7	.588	0	0
30 Taylor Nunez	9	1	7	1	.889	0	3	1	.750	0	0
7 Connor Barron	62	23	30	9	.855	5	0	0	-	0	0
6 James McMahon	7	1	4	2	.714	0	3	1	.750	0	0
23 Josh Rogers	1	0	0	1	.000	0	0	0	-	0	0
<b>Totals</b>	<b>2178</b>	<b>1488</b>	<b>633</b>	<b>57</b>	<b>.974</b>	<b>50</b>	<b>46</b>	<b>23</b>	<b>.667</b>	<b>12</b>	<b>2</b>
<b>Opponents</b>	<b>2152</b>	<b>1467</b>	<b>608</b>	<b>77</b>	<b>.964</b>	<b>39</b>	<b>57</b>	<b>24</b>	<b>.704</b>	<b>12</b>	<b>1</b>

# 2012 Results

No.	Date	Opponent	H-R-N			Winner	Loser	Save	Record	Time	Home	
			N-D	W/L	Score						Att.	Total
<b>February (6-3)</b>												
1	Fri. 17	Nicholls State	H-D	L	4-5	Webster (1-0)	Horn (0-1)	McCoy (1)	0-1	2:30	3,658	3,658
-	Sat. 18	Nicholls State	Postponed due to rain; Made up as part of doubleheader on Feb. 19									
2	Sun. 19	Nicholls State - G1	H-D	W	5-1	Drehoff (1-0)	Shreve (0-1)	McMahon (1)	1-1	2:13	--	--
3	Sun. 19	Nicholls State - G2	H-D	W	5-2	Giannini (1-0)	McCoy (0-1)	--	2-1	1:59	3,439	7,097
4	Wed. 22	at Louisiana-Monroe	R-D	L	1-2	Thamm (1-0)	Pierce (0-1)	Browning (1)	2-2	2:32	1,688	--
5	Fri. 24	Troy	H-N	L	0-3	Ray (2-0)	Horn (0-2)	Hill (1)	2-3	2:35	3,339	10,436
6	Sat. 25	Troy	H-D	W	2-1	Drehoff (2-0)	Hodgskin (0-1)	McMahon (2)	3-3	2:19	3,539	13,975
7	Sun. 26	Troy	H-D	W	8-1	Scarborough (1-0)	Purdy (0-2)	--	4-3	2:23	3,447	17,422
8	Tue. 28	Mississippi Valley State	H-N	W	5-1	Nunez (1-0)	Broadway (0-2)	--	5-3	2:06	3,137	20,559
9	Wed. 29	Alabama	H-D	W	14-2	Pierce (1-1)	Nixon (0-1)	--	6-3	2:41	3,988	24,547
<b>March (10-8)</b>												
10	Fri. 2	vs. Charleston Southern#	N-D	W	16-2	Myrick (1-0)	Gunther (0-3)	--	7-3	2:28	2,924	--
11	Sat. 3	vs. Purdue#	N-D	L	9-10	DeAno (1-0)	Giannini (1-1)	--	7-4	2:19	2,874	--
12	Sun. 4	at Auburn#	R-D	W	5-4	McMahon (1-0)	Smith (0-3)	Roney (1)	8-4	3:08	2,682	--
13	Tue. 6	South Alabama	H-N	L	3-5	Byrd (1-0)	Nunez (1-1)	Bartsch (2)	8-5	2:35	3,313	27,860
14	Fri. 9	at Louisiana-Lafayette	R-N	L	5-12	Nicholson (2-1)	Myrick (1-1)	Hicks (2)	8-6	2:47	2,004	--
15	Sat. 10	at Louisiana-Lafayette	R-D	W	4-3 (11)	McMahon (2-0)	Kellogg (1-2)	Roney (2)	9-6	2:53	2,615	--
16	Sun. 11	at Louisiana-Lafayette	R-D	W	11-3	Pierce (2-1)	Robichaux (0-2)	Giannini (1)	10-6	2:37	2,167	--
17	Tue. 13	at Alabama	R-N	L	3-8	Gardeck (1-1)	Nunez (1-2)	--	10-7	2:34	3,004	--
18	Fri. 16	Murray State	H-N	L	6-11	Beers (2-1)	Horn (0-3)	--	10-8	2:47	3,404	31,264
19	Sat. 17	Murray State	H-D	W	9-7	Livingston (1-0)	Shuemaker (0-1)	--	11-8	2:32	3,519	34,783
20	Sun. 18	Murray State	H-D	L	4-6	Handlin (3-0)	Giannini (1-2)	--	11-9	2:47	3,323	38,106
21	Tue. 20	at Ole Miss	R-N	W	10-0	King (1-0)	S. Smith (1-2)	--	12-9	2:47	6,859	--
22	Fri. 23	Houston*	H-N	W	8-0	Pierce (3-1)	Lewis (3-3)	--	13-9	2:31	3,625	41,731
23	Sat. 24	Houston* (CSS)	H-N	W	17-2 (7)	Drehoff (3-0)	Morehouse (1-1)	--	14-9	2:43	3,820	45,551
24	Sun. 25	Houston*	H-D	L	5-10	Pruitt (2-2)	Livingston (1-1)	--	14-10	3:11	3,487	49,038
25	Tue. 27	Louisiana-Monroe	H-N	W	7-5	Myrick (2-1)	Fraser (0-1)	Roney (3)	15-10	2:50	3,291	52,329
26	Fri. 30	at Rice*	R-N	L	3-6	Reckling (5-0)	Pierce (3-2)	--	15-11	2:50	3,639	--
27	Sat. 31	at Rice*	R-D	W	2-1	Drehoff (4-0)	Stephens (2-2)	Roney (4)	16-11	2:40	3,409	--
<b>April (9-7)</b>												
28	Sun. 1	at Rice* (FSN)	R-D	L	6-8	Chargois (2-1)	Rogers (0-1)	Duffey (3)	16-12	3:12	3,476	--
--	Tue. 3	vs. Ole Miss&	Postponed due to rain; Rescheduled for May 1, 6:30 p.m.									
29	Thu. 5	Alcorn State	H-N	W	9-7	Warren (0-1)	Fuentes (0-3)	Roney (5)	17-12	2:49	3,138	55,467
30	Fri. 6	Alcorn State	H-N	W	13-1	Pierce (4-2)	Williams (3-3)	--	18-12	2:26	3,526	58,993
31	Sat. 7	Alcorn State	H-D	W	17-3	Drehoff (5-0)	Sanchez (2-4)	--	19-12	2:40	3,288	62,281
32	Wed. 11	vs. LSU\$	N-N	L	3-8	Aaron Nola (4-1)	Nunez (1-3)	--	19-13	3:07	7,994	--
33	Fri. 13	UCF*	H-N	W	1-0 (14)	Roney (1-0)	Levy (5-1)	--	20-13	3:35	3,638	65,919
34	Sat. 14	UCF*	H-D	L	6-11	Matusis (5-0)	Drehoff (5-1)	Madrid (2)	20-14	3:38	3,963	69,882
35	Sun. 15	UCF*	H-D	L	3-12	Hanson (3-1)	Scarborough (1-1)	--	20-15	2:57	3,278	73,160
--	Tue. 17	at South Alabama	Postponed due to impending weather for April 18									
36	Wed. 18	at South Alabama	R-N	L	7-8	Traylor (1-0)	King (1-1)	Bartsch (6)	20-16	3:00	1,869	--
37	Fri. 20	Memphis*	H-N	W	2-1	Pierce (5-2)	Langfield (5-5)	Roney (6)	21-16	2:16	3,176	76,336
38	Sat. 21	Memphis* (FSN)	H-D	W	2-0	Drehoff (6-1)	Moll (4-4)	McMahon (3)	22-16	2:37	3,163	79,499
39	Sun. 22	Memphis*	H-D	W	2-1	Giannini (2-2)	Schoenrock (1-2)	Roney (7)	23-16	2:53	3,580	83,079
40	Tue. 24	vs. Mississippi State&	N-N	L	0-5	Routt (2-4)	Scarborough (1-2)	--	23-17	2:38	4,300	--
41	Fri. 27	at Marshall*	R-D	W	2-0	Pierce (6-2)	Blair (1-7)	Roney (8)	24-17	2:20	255	--
42	Sat. 28	at Marshall*	R-D	L	1-2	Mason (4-5)	Drehoff (6-2)	Fernandez (4)	24-18	2:25	212	--
43	Sun. 29	at Marshall*	R-D	W	5-3	Robbins (1-0)	Elder (1-4)	Roney (9)	25-18	3:03	265	--
<b>May (7-6)</b>												
44	Tue. 1	vs. Ole Miss&	N-N	L	0-3	J. Laxor (4-0)	Day (0-1)	Hively (2)	25-19	2:18	4,664	--
--	Wed. 2	Grambling State	Cancelled, rain									
45	Fri. 4	at Tulane*	R-N	L	5-9	Reeves (2-1)	Pierce (6-3)	Ponder (9)	25-20	3:02	2,592	--
46	Sat. 5	at Tulane*	R-D	L	2-3	McKenzie (4-2)	Roney (1-1)	--	25-21	2:19	2,551	--
47	Sun. 6	at Tulane*	R-D	L	3-4	Garner (5-0)	Giannini (2-3)	Ponder (10)	25-22	2:31	3,079	--
48	Fri. 11	East Carolina*	H-N	W	1-0	Pierce (7-3)	Brandt (6-5)	--	26-22	1:53	3,151	86,230
49	Sat. 12	East Carolina*	H-D	W	5-3	Horn (1-3)	Merritt (3-5)	Roney (10)	27-22	2:31	3,155	89,385
50	Sun. 13	East Carolina*	H-D	W	5-4 (12)	Livingston (2-1)	Merritt (3-6)	--	28-22	3:19	3,070	92,455
51	Thu. 17	at UAB*	R-N	L	1-2	Busby (4-4)	McMahon (2-1)	Napoleon (1)	28-23	2:16	454	--
52	Fri. 18	at UAB*	R-N	W	11-5	Giannini (3-3)	R. Nance (3-1)	--	29-23	2:59	478	--
53	Sat. 19	at UAB*	R-D	W	8-5	Scarborough (2-2)	Napoleon (5-4)	Roney (11)	30-23	2:39	451	--
54	Wed. 23	vs. Memphis&	N-D	L	3-14 (8)	Moll (5-5)	Pierce (7-4)	--	30-24	2:52	2,566	--
55	Thu. 24	vs. Houston&	N-D	W	8-7 (10)	Roney (2-1)	Wiley (2-2)	Horn (1)	31-24	3:37	2,429	--
56	Sat. 26	vs. Rice&	N-N	W	4-2	Livingston (3-1)	Wall (6-4)	--	32-24	2:45	2,608	--

# Auburn Tournament, Auburn, Ala.; & Trustmark Park, Pearl, Miss.; \$ Zephyr Field, Metairie, La.; \* Conference USA game

# 2012 Conference USA Statistics

## 2012 Batting Statistics

Player	AVG	GP	GS	AB	R	H	2B	3B	HR	RBI	TB	SLG%	BB	HBP	SO	GDP	OB%	SF	SH	SB	ATT	PO	A	E	FLD%
3 Bradley Roney	.500	4	2	10	3	5	1	0	1	6	9	.900	1	0	1	0	.545	0	2	2	1	6	0	1.000	
18 Austin Roussel	.417	14	9	36	5	15	2	1	0	3	19	.528	5	0	5	0	.488	0	0	3	3	41	5	2	.958
2 Ashley Graeter	.371	24	24	89	18	33	6	1	1	12	44	.494	12	1	16	1	.451	0	1	3	5	37	75	9	.926
25 Mason Robbins	.253	24	21	91	14	23	5	2	1	14	35	.385	4	1	28	0	.292	0	0	1	1	24	5	1	.967
19 Joe Martin	.250	12	8	28	2	7	3	0	0	6	10	.357	4	1	2	0	.364	0	2	2	3	2	0	0	1.000
16 Isaac Rodriguez	.247	23	23	85	8	21	4	0	0	10	25	.294	9	1	9	1	.326	0	4	2	3	49	69	1	.992
14 Dillon Day	.236	23	23	89	7	21	1	1	0	10	24	.270	7	0	15	0	.280	4	6	4	4	55	3	3	.951
17 Travis Creel	.232	23	22	69	7	16	3	0	1	7	22	.319	7	1	19	0	.308	1	5	1	1	15	47	3	.954
22 Blake Brown	.229	24	22	83	13	19	4	1	2	12	31	.373	10	2	29	3	.326	0	1	1	1	219	12	0	1.000
1 Chase Fowler	.220	18	16	50	4	11	1	1	0	6	14	.280	6	1	10	2	.310	1	1	1	1	104	17	0	1.000
15 Michael Sterling	.200	21	14	45	9	9	0	0	0	3	9	.200	5	9	11	0	.390	0	6	4	6	29	8	3	.925
21 Kameron Brunty	.188	20	17	64	4	12	2	1	0	7	16	.250	10	0	10	1	.293	1	0	0	1	36	0	0	1.000
5 Andrew Furr	.143	4	2	7	0	1	0	0	0	1	1	.143	2	1	2	0	.400	0	0	0	0	2	0	0	1.000
7 Connor Barron	.132	15	11	38	12	5	1	0	0	1	6	.158	14	1	17	0	.377	0	0	2	2	3	0	0	1.000
39 Ryan Ellis	.000	4	2	7	0	0	0	0	0	0	0	.000	3	0	3	0	.300	0	0	0	0	20	0	0	1.000
<b>Totals</b>	<b>.250</b>	<b>24</b>	<b>24</b>	<b>791</b>	<b>106</b>	<b>198</b>	<b>33</b>	<b>8</b>	<b>6</b>	<b>98</b>	<b>265</b>	<b>.335</b>	<b>99</b>	<b>19</b>	<b>177</b>	<b>8</b>	<b>.345</b>	<b>7</b>	<b>26</b>	<b>26</b>	<b>33</b>	<b>645</b>	<b>278</b>	<b>24</b>	<b>.975</b>
<b>Opponents</b>	<b>.260</b>	<b>24</b>	<b>24</b>	<b>808</b>	<b>92</b>	<b>210</b>	<b>38</b>	<b>4</b>	<b>9</b>	<b>80</b>	<b>283</b>	<b>.350</b>	<b>79</b>	<b>25</b>	<b>147</b>	<b>24</b>	<b>.341</b>	<b>8</b>	<b>18</b>	<b>22</b>	<b>32</b>	<b>642</b>	<b>265</b>	<b>26</b>	<b>.972</b>

LOB - Team (195), Opp (201). DPs turned - Team (25), Opp (14). CI - Team (0), Opp (1). IBB - Team (5), Brunty 1, Barron 1, Robbins 1, Day 1, Brown 1, Opp (3). Picked off - Creel 2,

Roney 1, Ch. Fowler 1, Day 1.

## 2012 Pitching Statistics

Player	ERA	W	L	APP	GS	CG	SHO	CBO	SV	IP	H	R	ER	BB	SO	2B	3B	HR	AB	B/Avg	WP	HBP	BK	SFA	SHA
30 Taylor Nunez	0.00	0	0	2	1	0	0	0	0	7.2	4	0	0	3	3	1	0	0	24	.167	0	2	0	1	0
35 Cameron Giannini	0.52	2	1	8	0	0	0	0	0	17.1	10	3	1	6	7	1	0	1	55	.182	2	3	0	1	1
12 Andrew Pierce	1.58	4	2	8	8	1	1	3	0	57.0	52	10	11	60	5	0	1	212	.245	2	5	0	0	5	
3 Bradley Roney	2.03	1	1	10	0	0	0	2	7	13.1	8	3	3	6	12	2	0	0	45	.178	2	0	0	1	1
29 Jake Drehoff	2.88	3	2	8	8	1	0	1	0	50.0	43	17	16	17	28	11	2	0	187	.230	3	5	1	1	3
6 James McMahon	4.02	0	1	8	0	0	0	1	1	15.2	17	12	7	10	9	5	1	0	62	.274	3	2	0	1	0
25 Mason Robbins	4.10	1	0	6	5	0	0	0	0	26.1	31	14	12	9	11	5	0	3	103	.301	0	0	1	0	6
38 Chase Horn	4.50	1	0	7	0	0	0	1	0	6.0	13	3	3	2	8	4	0	0	31	.419	1	0	0	0	0
28 Cody Livingston	7.20	1	1	8	1	0	0	0	0	10.0	17	10	8	3	5	2	0	1	45	.378	1	5	1	0	1
20 Boomer Scarborough	9.00	1	1	2	1	0	0	0	0	4.0	3	4	4	3	1	0	1	0	14	.214	0	2	1	0	1
8 Jay Myrick	14.29	0	0	3	0	0	0	0	0	5.2	6	9	9	6	2	1	0	2	20	.300	0	0	0	2	0
26 Matt Warren	18.00	0	0	2	0	0	0	0	0	1.0	1	2	2	1	0	0	0	0	2	.500	0	1	0	1	0
24 Paxton King	40.50	0	0	2	0	0	0	0	0	0.2	4	3	3	1	0	1	0	0	6	.667	0	0	0	0	0
23 Josh Rogers	54.00	0	1	1	0	0	0	0	0	0.1	1	2	2	1	1	0	0	1	2	.500	0	0	0	0	0
<b>Totals</b>	<b>3.35</b>	<b>14</b>	<b>10</b>	<b>24</b>	<b>24</b>	<b>2</b>	<b>5</b>	<b>4</b>	<b>8</b>	<b>215.0</b>	<b>210</b>	<b>92</b>	<b>80</b>	<b>79</b>	<b>147</b>	<b>38</b>	<b>4</b>	<b>9</b>	<b>808</b>	<b>.260</b>	<b>14</b>	<b>25</b>	<b>4</b>	<b>8</b>	<b>18</b>
<b>Opponents</b>	<b>3.57</b>	<b>10</b>	<b>14</b>	<b>24</b>	<b>24</b>	<b>1</b>	<b>0</b>	<b>0</b>	<b>7</b>	<b>214.0</b>	<b>198</b>	<b>106</b>	<b>85</b>	<b>99</b>	<b>177</b>	<b>33</b>	<b>8</b>	<b>6</b>	<b>791</b>	<b>.250</b>	<b>17</b>	<b>19</b>	<b>1</b>	<b>7</b>	<b>26</b>

PB - Team (5), Ch. Fowler 3, Roussel 2, Opp (5). Pickoffs - Team (0), Opp (5). SBA/ATT - Roussel (14-15), Ch. Fowler (8-14), Drehoff (5-8), Giannini (4-6), Pierce (2-5), Myrick (4-4), Livingston (2-3), Robbins (1-1), Nunez (1-1), McMahon (1-1), King (1-1), Horn (1-1), Scarborough (0-1).

## 2012 Fielding Statistics

Player	C	PO	A	E	FLD%	DPs	SBA	CSB	SBA%	PB	CI
22 Blake Brown	231	219	12	0	1.000	21	0	0	-	0	0
1 Chase Fowler	121	104	17	0	1.000	0	8	6	.571	3	0
21 Kameron Brunty	36	36	0	0	1.000	0	0	0	-	0	0
39 Ryan Ellis	20	20	0	0	1.000	3	0	0	-	0	0
12 Andrew Pierce	12	3	9	0	1.000	1	2	3	.400	0	0
3 Bradley Roney	7	1	6	0	1.000	0	0	0	-	0	0
35 Cameron Giannini	3	1	2	0	1.000	0	4	2	.667	0	0
38 Chase Horn	3	0	3	0	1.000	0	1	0	1.000	0	0
7 Connor Barron	3	3	0	0	1.000	0	0	0	-	0	0
6 James McMahon	2	1	1	0	1.000	0	1	0	1.000	0	0
30 Taylor Nunez	2	0	2	0	1.000	0	1	0	1.000	0	0
5 Andrew Furr	2	2	0	0	1.000	0	0	0	-	0	0
28 Cody Livingston	2	2	0	0	1.000	0	2	1	.667	0	0
19 Joe Martin	2	2	0	0	1.000	0	0	0	-	0	0
16 Isaac Rodriguez	119	49	69	1	.992	19	0	0	-	0	0
25 Mason Robbins	30	24	5	1	.967	0	1	0	1.000	0	0
18 Austin Roussel	48	41	5	2	.958	1	14	1	.933	2	0
17 Travis Creel	65	15	47	3	.954	5	0	0	-	0	0
14 Dillon Day	61	55	3	3	.951	0	0	0	-	0	0
2 Ashley Graeter	121	37	75	9	.926	18	0	0	-	0	0
15 Michael Sterling	40	29	8	3	.925	2	0	0	-	0	0
29 Jake Drehoff	17	1	14	2	.882	0	5	3	.625	0	0
8 Jay Myrick	0	0	0	0	.000	0	4	0	1.000	0	0
26 Matt Warren	0	0	0	0	.000	0	0	0	-	0	0
20 Boomer Scarborough	0	0	0	0	.000	0	0	1	.000	0	0
24 Paxton King	0	0	0	0	.000	0	1	0	1.000	0	0
23 Josh Rogers	0	0	0	0	.000	0	0	0	-	0	0
<b>Totals</b>	<b>947</b>	<b>645</b>	<b>278</b>	<b>24</b>	<b>.975</b>	<b>25</b>	<b>22</b>	<b>10</b>	<b>.688</b>	<b>5</b>	<b>0</b>
<b>Opponents</b>	<b>933</b>	<b>642</b>	<b>265</b>	<b>26</b>	<b>.972</b>	<b>14</b>	<b>26</b>	<b>7</b>	<b>.788</b>	<b>5</b>	<b>1</b>

# 2012 Statistics

## Win-Loss Summary

	2012	Under Berry
Total	32-24	107-67
Conference	14-10	44-28
Non-Conference	18-14	63-39
Home	20-8	63-22
Away	9-11	33-32
Neutral	3-5	11-13
Day	20-11	63-32
Night	12-13	44-35
vs Left	11-6	35-21
vs Right	21-18	72-46
1-Run games	10-8	24-21
2-Run games	8-3	14-7
5+Run games	10-9	49-24
Extra innings	4-0	7-4
Shutouts	6-3	14-6
Scoring 0-2 runs	8-7	9-20
Scoring 3-5 runs	9-12	22-25
Scoring 6-9 runs	7-5	35-16
Scoring 10+ runs	8-0	41-6
Opponent 0-2 runs	19-3	47-3
Opponent 3-5 runs	10-7	43-14
Opponent 6-9 runs	3-7	16-26
Opponent 10+ runs	0-7	1-24
Scored in 1st inning	15-5	49-18
Scores first	23-7	80-18
Opp. scores first	9-17	27-49
After 6 leading	20-5	81-8
After 6 trailing	3-18	12-54
After 6 tied	9-1	13-5
After 7 leading	22-1	85-2
After 7 trailing	1-22	6-61
After 7 tied	7-1	11-3
After 8 leading	25-1	85-3
After 8 trailing	1-22	3-58
After 8 tied	4-0	10-4
Hit 0 home runs	22-21	49-47
Hit 1 home run	9-3	35-11
Hit 2+ home runs	1-0	23-9
Opponent 0 home runs	25-16	70-33
Opponent 1 home run	7-4	30-12
Opponent 2+ HRs	0-4	7-22
Made 0 errors	16-5	38-15
Made 1 error	7-11	33-26
Made 2+ errors	9-8	36-26
Opp. made 0 errors	6-9	21-27
Opp. made 1 error	9-11	29-21
Opp. made 2+ errors	17-4	57-19
Out-hit opponent	20-7	79-12
Out-hit by opponent	9-15	25-49
Hits are tied	3-2	4-5
On Mondays	0-0	0-0
On Tuesdays	3-4	8-11
On Wednesdays	1-4	13-6
On Thursdays	2-1	2-5
On Fridays	8-6	28-16
On Saturdays	10-4	34-13
On Sundays	8-5	22-16

## Inning-by-inning summary

	1	2	3	4	5	6	7	8	9	EX	Total
Southern Miss	33	23	47	29	43	25	48	37	17	4	306
Opponents	30	27	18	25	33	29	47	17	18	0	244

## Record when team scores:

Runs	0	1	2	3	4	5	6	7	8	9	10+
W-L	0-3	2-3	6-1	0-7	2-2	7-3	0-3	1-1	4-0	2-1	8-0

## Record when opponent scores:

Runs	0	1	2	3	4	5	6	7	8	9	10+
W-L	6-0	8-0	5-3	5-3	2-1	3-3	0-2	3-0	0-4	0-1	0-7

## Record when leading after:

Inn.	1	2	3	4	5	6	7	8
W-L	12-2	13-5	18-5	18-6	22-5	20-5	22-1	25-1

## Record when trailing after:

Inn.	1	2	3	4	5	6	7	8
W-L	5-7	8-12	8-10	9-11	4-17	3-18	1-22	1-22

## Record when tied after:

Inn.	1	2	3	4	5	6	7	8
W-L	15-15	11-7	6-9	5-7	6-2	9-1	7-1	4-0

## General summary:

Current winning streak .....	2
Longest winning streak .....	5
Longest losing streak .....	4
Home attendance .....	92455 (27 dates avg = 3424)
Away attendance .....	74108 (28 dates avg = 2646)
Total attendance .....	166563 (55 dates avg = 3028)



Ashley Graeter



# 2013 Opponents

# 2013 Southern Miss Opponents



## Missouri Tigers

**Feb. 15-17 at Hattiesburg**

**Location:** Columbia, Mo.

**Nickname:** Tigers

**Colors:** Old Gold and Black

**Home Field (Cap.):** Taylor Stadium  
at Simmons Field (3,031)

**Head Coach:** Tim Jamieson

**Record at School:** 604-442-2 (17th season)

**Overall Record:** Same

**2012 Record:** 33-28

**Conference Record (Finish):** 10-14 (6th)

**Postseason:** None

**All-Time Series Record:** USM leads 5-3

**Baseball Contact:** Shawn Davis

**Office Phone:** 573-882-0711

**Email:** davisshaw@missouri.edu



## Alabama Crimson Tide

**Feb. 19 at Tuscaloosa**  
**Apr. 24 at Hattiesburg**

**Location:** Tuscaloosa, Ala.

**Nickname:** Crimson Tide

**Colors:** Crimson and White

**Home Field (Cap.):** Sewell-Thomas Stadium (6,571)

**Head Coach:** Mitch Gaspard

**Record at School:** 98-87 (4th season)

**Overall Record:** 308-225 (9th season)

**2012 Record:** 21-34

**Conference Record (Finish):** 9-21  
(6th west/11th overall)

**Postseason:** None

**All-Time Series Record:** UA leads 70-26

**Baseball Contact:** Rich Davi

**Office Phone:** 205-348-3550

**Email:** rdavi@ia.ua.edu



## Eastern Illinois Panthers

**Feb. 22 at Hattiesburg**

**Location:** Charleston, Ill.

**Nickname:** Panthers

**Colors:** Blue and Gray

**Home Field (Cap.):** Coaches Stadium (500)

**Head Coach:** Jim Schmitz

**Record at School:** 476-485 (19th season)

**Overall Record:** 640-646 (26th season)

**2012 Record:** 29-29

**Conference Record (Finish):** 15-11 (4th)

**Postseason:** None

**All-Time Series Record:** USM leads 9-2

**Baseball Contact:** Greg Lautzenheiser

**Office Phone:** 217-581-7020

**Email:** glautzenheiser@eiu.edu



## Missouri State Bears

**Feb. 23 at Hattiesburg**

**Location:** Springfield, Mo.

**Nickname:** Bears

**Colors:** Maroon and White

**Home Field (Cap.):** Hammons Field (8,000)

**Head Coach:** Keith Guttin

**Record at School:** 1,032-652 (31st season)

**Overall Record:** Same

**2012 Record:** 40-22

**Conference Record (Finish):** 13-7 (2nd)

**Postseason:** NCAA Coral Gables Regional

**All-Time Series Record:** USM leads 13-5

**Baseball Contact:** Eric Doennig

**Office Phone:** 417-836-4586

**Email:** EricDoennig@MissouriState.edu

# 2013 Southern Miss Opponents



## Alcorn State Braves

**Feb. 24 at Hattiesburg**

**Location:** Lorman, Miss.  
**Nickname:** Braves  
**Colors:** Alcorn Purple and Old Gold  
**Home Field (Cap.):** McGowan Stadium/  
Foster Field (500)  
**Head Coach:** Barret Rey  
**Record at School:** 72-94 (4th season)  
**Overall Record:** 128-188 (7th season)  
**2012 Record:** 18-37  
**Conference Record (Finish):** 14-10 (3rd Eastern)  
**Postseason:** None  
**All-Time Series Record:** USM leads 14-1  
**Baseball Contact:** Je'Kel Smith  
**Office Phone:** 601-877-6501  
**Email:** jekel@alcorn.edu



## Louisiana-Monroe Warhawks

**Feb. 26 at Monroe**  
**Apr. 30 at Hattiesburg**

**Location:** Monroe, La.  
**Nickname:** Warhawks  
**Colors:** Maroon and Gold  
**Home Field (Cap.):** Warhawk Field (1,800)  
**Head Coach:** Jeff Schexnaider  
**Record at School:** 168-177 (7th season)  
**Overall Record:** Same  
**2012 Record:** 32-30  
**Conference Record (Finish):** 15-15 (T-4th)  
**Postseason:** None  
**All-Time Series Record:** USM leads 44-17  
**Baseball Contact:** Alex Edwards  
**Office Phone:** 318-342-5463  
**Email:** edwards@ulm.edu



## Troy Trojans

**Mar. 1-3 at Troy**

**Location:** Troy, Ala.  
**Nickname:** Trojans  
**Colors:** Cardinal, Silver and Black  
**Home Field (Cap.):** Riddle-Pace Field (2,000)  
**Head Coach:** Bobby Pierce  
**Record at School:** 353-236 (11th season)  
**Overall Record:** 888-439 (25th season)  
**2012 Record:** 28-30  
**Conference Record (Finish):** 14-16 (6th)  
**Postseason:** None  
**All-Time Series Record:** USM leads 11-8  
**Baseball Contact:** Adam Prendergast  
**Office Phone:** 334-670-3832  
**Email:** aprendergast@troy.edu



## South Alabama Jaguars

**Mar. 6 at Mobile**  
**Mar. 26 at Hattiesburg**

**Location:** Mobile, Ala.  
**Nickname:** Jaguars  
**Colors:** Blue, Red and White  
**Home Field (Cap.):** Stanky Field (3,775)  
**Head Coach:** Mark Calvi  
**Record at School:** 23-34 (2nd season)  
**Overall Record:** Same  
**2012 Record:** 23-34  
**Conference Record (Finish):** 15-15 (4th)  
**Postseason:** None  
**All-Time Series Record:** USA leads 55-29  
**Baseball Contact:** Charlie Nichols  
**Office Phone:** 251-414-8017  
**Email:** charlesnichols@usouthal.edu

# 2013 Southern Miss Opponents



## Louisiana-Lafayette Ragin' Cajuns

Mar. 8-10 at Hattiesburg

**Location:** Lafayette, La.  
**Nickname:** Ragin' Cajuns  
**Colors:** Vermilion and White  
**Home Field (Cap.):** M.L. "Tigue" Moore Field (3,755)  
**Head Coach:** Tony Robichaux  
**Record at School:** 631-439-1 (19th season)  
**Overall Record:** 894-616-1 (27th season)  
**2012 Record:** 23-30  
**Conference Record (Finish):** 11-19 (10th)  
**Postseason:** None  
**All-Time Series Record:** UL leads 19-18  
**Baseball Contact:** Matt Hebert  
**Office Phone:** 337-482-6330  
**Email:** math@louisiana.edu



## Mississippi State Bulldogs

Mar. 12 at Pearl

**Location:** Starkville, Miss.  
**Nickname:** Bulldogs  
**Colors:** Maroon and White  
**Home Field (Cap.):** Dudy Noble Field/  
Polk-DeMent Stadium (15,000)  
**Head Coach:** John Cohen  
**Record at School:** 126-11 (5th season)  
**Overall Record:** 447-307-1 (14th season)  
**2012 Record:** 40-24  
**Conference Record (Finish):** 16-14  
(2nd West/T-5th overall)  
**Postseason:** NCAA Tallahassee Regional  
**All-Time Series Record:** MSU leads 76-37  
**Baseball Contact:** Joe Dier  
**Office Phone:** 662-325-8040  
**Email:** JBDier@athletics.MsState.edu



## Central Arkansas Bears

Mar. 15-17 at Hattiesburg

**Location:** Conway, Ark.  
**Nickname:** Bears  
**Colors:** Purple and Gray  
**Home Field (Cap.):** Bear Stadium (1,000)  
**Head Coach:** Allen Gum  
**Record at School:** 35-40 (3rd season)  
**Overall Record:** 275-127 (8th season)  
**2012 Record:** 25-30  
**Conference Record (Finish):** 16-17 (T-6th)  
**Postseason:** None  
**All-Time Series Record:** First meeting  
**Baseball Contact:** Steve East  
**Office Phone:** 501-450-5743  
**Email:** seast@uca.edu



## Auburn Tigers

Mar. 20 at Mobile

**Location:** Auburn, Ala.  
**Nickname:** Tigers  
**Colors:** Burnt Orange and Navy Blue  
**Home Field (Cap.):** Samford Stadium-Hitchcock  
Field at Plainsman Park (4,096)  
**Head Coach:** John Pawlowski  
**Record at School:** 134-103 (5th season)  
**Overall Record:** 472-295-1 (14th season)  
**2012 Record:** 31-28  
**Conference Record (Finish):** 13-17  
(5th West/10th overall)  
**Postseason:** None  
**All-Time Series Record:** AU leads 4-1  
**Baseball Contact:** Daniel Froelich  
**Office Phone:** 334-844-9803  
**Email:** froehdp@auburn.edu

# 2013 Southern Miss Opponents



## Rice Owls

Mar. 22-24 at Hattiesburg

**Location:** Houston, Texas  
**Nickname:** Owls  
**Colors:** Blue and Gray  
**Home Field (Cap.):** Reckling Park (6,193)  
**Head Coach:** Wayne Graham  
**Record at School:** 953-380 (22nd season)  
**Overall Record:** 1,528-493 (33rd season)  
**2012 Record:** 41-19  
**Conference Record (Finish):** 17-7 (1st)  
**Postseason:** NCAA Houston Regional  
**All-Time Series Record:** Rice leads 16-9  
**Baseball Contact:** John Sullivan  
**Office Phone:** 713-348-5636  
**Email:** jsully@rice.edu



## UCF Knights

Mar. 28-30 at Orlando

**Location:** Orlando, Fla.  
**Nickname:** Knights  
**Colors:** Black and Gold  
**Home Field (Cap.):** Jay Bergman Field (3,600)  
**Head Coach:** Terry Rooney  
**Record at School:** 139-97 (5th season)  
**Overall Record:** Same  
**2012 Record:** 45-17  
**Conference Record (Finish):** 16-8 (2nd)  
**Postseason:** NCAA Coral Gables Regional  
**All-Time Series Record:** USM leads 17-8  
**Baseball Contact:** Eric DeSalvo  
**Office Phone:** 407-823-6489  
**Email:** edesalvo@athletics@ucf.edu



## LSU Tigers

Apr. 3 at Metairie

**Location:** Baton Rouge, La.  
**Nickname:** Tigers  
**Colors:** Purple and Gold  
**Home Field (Cap.):** Alex Box Stadium (10,326)  
**Head Coach:** Paul Mainieri  
**Record at School:** 258-122-2 (7th season)  
**Overall Record:** 1,122-614-7 (31st season)  
**2012 Record:** 47-18  
**Conference Record (Finish):** 19-11  
(1st West/1st Overall)  
**Postseason:** NCAA Baton Rouge Super Regional  
**All-Time Series Record:** LSU leads 37-11-2  
**Baseball Contact:** Bill Franques  
**Office Phone:** 225-578-2527  
**Email:** wfranqu@lsu.edu



## Tulane Green Wave

Apr. 5-7 at Hattiesburg

**Location:** New Orleans, La.  
**Nickname:** Green Wave  
**Colors:** Olive Green and Sky Blue  
**Home Field (Cap.):** Greer Field at Turchin Stadium  
(5,000)  
**Head Coach:** Rick Jones  
**Record at School:** 774-401-2 (20th season)  
**Overall Record:** 1,050-494-3 (28th season)  
**2012 Record:** 38-20  
**Conference Record (Finish):** 14-10 (T-3rd)  
**Postseason:** None  
**All-Time Series Record:** Tulane leads 94-52-1  
**Baseball Contact:** Curtis Akey  
**Office Phone:** 504-314-7271  
**Email:** cakey@tulane.edu

# 2013 Southern Miss Opponents



## New Orleans Privateers

**Apr. 9 at New Orleans**  
**Apr. 10 at Hattiesburg**

**Location:** New Orleans, La.  
**Nickname:** Privateers  
**Colors:** Old Gold and Black  
**Home Field (Cap.):** Maestri Field (4,200)  
**Head Coach:** Bruce Peddie  
**Record at School:** 34-116 (4th season)  
**Overall Record:** 371-351-2 (15th season)  
**2012 Record:** 17-27  
**Postseason:** None  
**All-Time Series Record:** Series tied 48-48  
**Baseball Contact:** Jason Plotkin  
**Office Phone:** 504-280-3977  
**Email:** jplotkin@uno.edu



## Marshall Thundering Herd

**Apr. 12-14 at Hattiesburg**

**Location:** Huntington, W.Va.  
**Nickname:** Thundering Herd  
**Colors:** Green and White  
**Home Field (Cap.):** Appalachian Power Park (4,500)  
**Head Coach:** Jeff Waggoner  
**Record at School:** 137-193-1 (7th season)  
**Overall Record:** Same  
**2012 Record:** 17-37  
**Conference Record (Finish):** 5-19 (9th)  
**Postseason:** None  
**All-Time Series Record:** USM leads 19-8  
**Baseball Contact:** Daniel Manget  
**Office Phone:** 304-696-4662  
**Email:** manget@live.marshall.edu



## Ole Miss Rebels

**Apr. 16 at Pearl**  
**May 14 at Hattiesburg**

**Location:** Oxford, Miss.  
**Nickname:** Rebels  
**Colors:** Cardinal Red and Navy Blue  
**Home Field (Cap.):** Oxford-University Stadium/  
Swayze Field (10,323)  
**Head Coach:** Mike Bianco  
**Record at School:** 471-349-1 (13th season)  
**Overall Record:** 571-49-1 (16th season)  
**2012 Record:** 37-26  
**Conference Record (Finish):** 14-16  
(4th West/9th Overall)  
**Postseason:** NCAA College Station Regional  
**All-Time Series Record:** UM leads 76-47  
**Baseball Contact:** Bill Bunting  
**Office Phone:** 662-915-1083  
**Email:** wbunting@olemiss.edu



## Memphis Tigers

**Apr. 19-21 at Memphis**

**Location:** Memphis, Tenn.  
**Nickname:** Tigers  
**Colors:** Royal Blue and Gray  
**Home Field (Cap.):** FedExPark (2,000)  
**Head Coach:** Daron Schoenrock  
**Record at School:** 207-250 (9th season)  
**Overall Record:** 233-302 (11th season)  
**2012 Record:** 31-28  
**Conference Record (Finish):** 14-10 (T3rd)  
**Postseason:** None  
**All-Time Series Record:** USM leads 56-44  
**Baseball Contact:** Mark Taylor  
**Office Phone:** 901-678-5108  
**Email:** mtylor16@memphis.edu

# 2013 Southern Miss Opponents



## UAB Blazers

Arp. 26-28 at Hattiesburg

**Location:** Birmingham, Ala.  
**Nickname:** Blazers  
**Colors:** Forest Green and Old Gold  
**Home Field (Cap.):** Jerry D. Young Memorial Field (1,000)  
**Head Coach:** Brian Shoop  
**Record at School:** 171-176 (7th season)  
**Overall Record:** 863-483-1 (24th season)  
**2012 Record:** 32-20  
**Conference Record (Finish):** 9-15 (7th)  
**Postseason:** NCAA Tallahassee Regional  
**All-Time Series Record:** USM leads 55-31  
**Baseball Contact:** Ben Warnick  
**Office Phone:** 205-934-0725  
**Email:** Warnick@uab.edu



## East Carolina Pirates

May 3-5 at Greenville

**Location:** Greenville, N.C.  
**Nickname:** Pirates  
**Colors:** Purple and Gold  
**Home Field (Cap.):** Clark-LeClair Stadium (5,000)  
**Head Coach:** Billy Godwin  
**Record at School:** 253-162-1 (8th season)  
**Overall Record:** 515-247-1 (14th season)  
**2012 Record:** 36-24-1  
**Conference Record (Finish):** 13-10-1 (6th)  
**Postseason:** NCAA Chapel Hill Regional  
**All-Time Series Record:** USM leads 22-16  
**Baseball Contact:** Malcolm Gray  
**Office Phone:** 252-737-4522  
**Email:** graym@ecu.edu



## SIUE Cougars

May 10-12 at Hattiesburg

**Location:** Edwardsville, Ill.  
**Nickname:** Cougars  
**Colors:** Red and White  
**Home Field (Cap.):** Simmons Baseball Complex (1,000)  
**Head Coach:** Tony Stoecklin  
**Record at School:** First season  
**Overall Record:** Same  
**2012 Record:** 27-28  
**Conference Record (Finish):** 13-14 (6th)  
**Postseason:** None  
**All-Time Series Record:** USM leads 3-1  
**Baseball Contact:** Joe Pott  
**Office Phone:** 618-650-2860  
**Email:** jpott@siue.edu



## Houston Cougars

May 16-18 at Houston

**Location:** Houston, Texas  
**Nickname:** Cougars  
**Colors:** Scarlet and White  
**Home Field (Cap.):** Cougar Field (3,500)  
**Head Coach:** Todd Whitting  
**Record at School:** 45-67-1 (3rd season)  
**Overall Record:** Same  
**2012 Record:** 18-35-1  
**Conference Record (Finish):** 5-18-1 (8th)  
**Postseason:** None  
**All-Time Series Record:** USM leads 29-27  
**Baseball Contact:** Allison McClain  
**Office Phone:** 713-743-9406  
**Email:** ammclai@central.uh.edu

# Series Records

Team	First Game	Last Game	Total Games	Won	Lost	Tied	Pct.
<b>Alabama</b>	<b>1962</b>	<b>2012</b>	<b>96</b>	<b>26</b>	<b>70</b>	<b>0</b>	<b>27.1</b>
Albion	1959	1959	2	2	0	0	100.0
<b>Alcorn State</b>	<b>1985</b>	<b>2012</b>	<b>15</b>	<b>14</b>	<b>1</b>	<b>0</b>	<b>93.3</b>
Arizona	2001	2001	1	1	0	0	100.0
Arkansas	1958	1995	14	10	4	0	71.4
Arkansas State	2005	2008	6	6	0	0	100.0
Arkansas-Little Rock	1976	1997	14	9	5	0	64.3
<b>Auburn</b>	<b>1958</b>	<b>2012</b>	<b>5</b>	<b>1</b>	<b>4</b>	<b>0</b>	<b>20.0</b>
Austin Peay	1992	1992	2	2	0	0	100.0
Baylor	1996	2003	4	1	3	0	25.0
Belhaven	1987	1989	5	4	1	0	80.0
Birmingham-Southern	2006	2006	3	2	1	0	66.7
Bowling Green	1988	1988	3	1	2	0	33.3
Buffalo	2002	2006	6	5	1	0	83.5
Cal State Fullerton	2008	2009	6	0	6	0	0.00
Cal State Northridge	2008	2008	2	2	0	0	100.0
Centenary	1922	1997	10	7	3	0	70.0
Central Baptist	1981	1981	1	1	0	0	100.0
Central Methodist	1981	1981	1	1	0	0	100.0
Charleston Southern	2012	2012	1	1	0	0	100.0
Charlotte	1992	2004	44	26	18	0	59.0
Chicago State	1984	1984	2	2	0	0	100.0
Christian Brothers	1987	1987	1	1	0	0	100.0
Cincinnati	1954	2005	45	38	7	0	84.4
Clemson	2010	2010	1	0	1	0	0.0
Coll. of Charleston	2004	2011	3	2	1	0	66.7
Columbus	1987	1987	1	1	0	0	100.0
Connecticut	2011	2011	1	1	0	0	100.0
Dallas Baptist	2006	2007	6	5	1	0	83.3
Davidson	1987	1987	1	1	0	0	100.0
Delta State	1960	1986	67	21	45	1	32.1
<b>East Carolina</b>	<b>2002</b>	<b>2012</b>	<b>38</b>	<b>22</b>	<b>16</b>	<b>0</b>	<b>57.9</b>
<b>Eastern Illinois</b>	<b>1992</b>	<b>2011</b>	<b>11</b>	<b>9</b>	<b>2</b>	<b>0</b>	<b>81.8</b>
Elon	1978	2009	5	2	3	0	40.0
Evansville	2001	2001	3	1	2	0	33.0
Florida	1990	2009	3	3	0	0	100.0
Florida State	1982	1991	49	12	37	0	25.5
Gannon	1970	1985	32	32	0	0	100.0
Georgia Southern	2007	2007	1	1	0	0	100.0
Georgia Tech	2009	2011	4	2	2	0	50.0
Grambling State	1985	1996	8	7	1	0	87.5
Hanover	1960	1960	1	1	0	0	100.0
<b>Houston</b>	<b>1990</b>	<b>2012</b>	<b>56</b>	<b>29</b>	<b>27</b>	<b>0</b>	<b>51.8</b>
Illinois State	1964	2006	8	3	5	0	37.5
Illinois Wesleyan	1956	1975	15	10	4	1	70.0
Indiana	1990	2007	4	4	0	0	100.0
Indiana State	2004	2005	2	2	0	0	100.0
Iowa	1929	1929	1	0	1	0	0.0

# Series Records

Jackson State	1986	2009	22	17	5	0	77.3
Jacksonville State	2006	2010	2	2	0	0	100.0
Kansas State	1990	1992	6	3	3	0	33.3
Kent State	1985	2007	5	4	1	0	80.0
Kentucky	1998	1998	2	1	1	0	50.0
Lamar	2005	2005	1	1	0	0	100.0
Lehigh	2009	2009	3	3	0	0	100.0
Lemoyne	2010	2010	3	1	2	0	33.3
Liberty	2008	2008	1	1	0	0	100.0
Lipscomb	2002	2008	6	6	0	0	100.0
Louisiana College	1949	1949	1	0	1	0	0.0
<b>Louisiana-Lafayette</b>	<b>1925</b>	<b>2012</b>	<b>37</b>	<b>18</b>	<b>19</b>	<b>0</b>	<b>48.6</b>
<b>Louisiana-Monroe</b>	<b>1949</b>	<b>2012</b>	<b>61</b>	<b>44</b>	<b>17</b>	<b>0</b>	<b>72.1</b>
<b>Louisiana State</b>	<b>1921</b>	<b>2012</b>	<b>50</b>	<b>11</b>	<b>37</b>	<b>2</b>	<b>24.0</b>
Louisiana Tech	1922	2010	27	14	12	1	53.7
Louisville	1976	2007	63	44	19	0	69.8
Loyola (N.O.)	1929	1964	48	14	33	1	30.2
MacMurray	1968	1968	2	0	2	0	0.0
Maine	2005	2005	0	1	0	0	0.0
<b>Marshall</b>	<b>2005</b>	<b>2012</b>	<b>27</b>	<b>19</b>	<b>8</b>	<b>0</b>	<b>70.4</b>
McNeese State	2002	2004	5	3	2	0	60.0
<b>Memphis</b>	<b>1975</b>	<b>2012</b>	<b>100</b>	<b>56</b>	<b>44</b>	<b>0</b>	<b>56.0</b>
Mercer	2005	2005	3	3	0	0	100.0
Miami (Ohio)	2008	2008	1	1	0	0	100.0
Middle Tenn. St.	1990	1999	15	9	6	0	61.5
Milliken	1978	1978	4	4	0	0	100.0
Millsaps	1916	1961	24	17	7	0	70.8
Minnesota	1995	1997	7	4	3	0	57.1
<b>Mississippi</b>	<b>1913</b>	<b>2012</b>	<b>123</b>	<b>47</b>	<b>76</b>	<b>0</b>	<b>38.2</b>
Mississippi College	1916	1988	82	41	40	1	50.6
<b>Mississippi State</b>	<b>1947</b>	<b>2012</b>	<b>113</b>	<b>37</b>	<b>76</b>	<b>0</b>	<b>32.7</b>
Mississippi Valley	1986	2012	24	24	0	0	100.0
<b>Missouri</b>	<b>1986</b>	<b>1999</b>	<b>8</b>	<b>5</b>	<b>3</b>	<b>0</b>	<b>62.5</b>
<b>Missouri State</b>	<b>1990</b>	<b>2011</b>	<b>18</b>	<b>13</b>	<b>5</b>	<b>0</b>	<b>72.2</b>
Mobile	1993	1993	1	1	0	0	100.0
Monmouth	1970	1970	1	1	0	0	100.0
Murray State	1996	2012	6	4	2	0	66.7
Navy	1980	1983	7	4	3	0	57.1
Nebraska	2002	2002	1	1	0	0	100.0
<b>New Orleans</b>	<b>1970</b>	<b>2011</b>	<b>96</b>	<b>48</b>	<b>48</b>	<b>0</b>	<b>50.0</b>
Nicholls State	1960	2012	43	26	17	0	60.5
N.C. State	1987	1987	1	0	1	0	0.0
N.C. Wilmington	2005	2005	1	1	0	0	100.0
North Park	1973	1984	22	21	1	0	95.5
North Carolina	2009	2009	1	0	1	0	0.0
Northern Colorado	2009	2009	1	0	1	0	0.0
Northern Illinois	1954	1998	4	4	0	0	100.0
NW Missouri St.	1973	1977	4	3	1	0	75.0
NW (La.) State	1949	2011	9	7	2	0	77.8
Ohio State	1989	1995	12	7	5	0	58.3

# Series Records

Team	First Game	Last Game	Total Games	Won	Lost	Tied	Pct.
Oklahoma	2005	2005	0	1	0	0	0.0
Oklahoma State	2004	2004	1	1	0	0	100.0
Purdue	2012	2012	1	0	1	0	0.0
<b>Rice</b>	<b>2006</b>	<b>2012</b>	<b>25</b>	<b>9</b>	<b>16</b>	<b>0</b>	<b>36.0</b>
Rhode Island	2011	2011	1	1	0	0	100.0
St. John's	2003	2003	1	1	0	0	100.0
Saint Louis	1996	2005	27	21	6	0	77.7
St. Mary's	2010	2010	3	2	1	0	66.7
St. Norbert	1975	1975	2	2	0	0	100.0
Samford	1990	2001	6	4	2	0	67.0
Sam Houston State	2007	2007	1	0	1	0	0.0
<b>South Alabama</b>	<b>1967</b>	<b>2012</b>	<b>84</b>	<b>29</b>	<b>55</b>	<b>0</b>	<b>34.5</b>
South Carolina	1984	1991	15	5	10	0	33.3
Southeastern La.	1948	2008	115	71	44	0	61.7
Southern U.	1986	2003	4	2	2	0	50.0
Southern Benedictine	1976	1976	1	1	0	0	100.0
Southern California	1987	1990	2	0	2	0	0.0
Southern Illinois	2007	2007	1	1	0	0	100.0
<b>SIU-Edwardsville</b>	<b>1970</b>	<b>1997</b>	<b>4</b>	<b>3</b>	<b>1</b>	<b>0</b>	<b>75.0</b>
SE Missouri St.	1993	1993	9	6	3	0	66.7
Southwest Baptist	1981	1983	16	15	1	0	93.8
Spring Hill	1916	1987	97	70	27	0	72.2
Stetson	1994	2006	3	1	2	0	31.3
Temple	2003	2003	1	1	0	0	100.0
Tennessee	1986	1992	8	2	6	0	40.0
Tennessee-Martin	1993	1994	3	1	2	0	33.3
Tennessee State	1991	1992	4	3	1	0	75.0
Tennessee Tech	1994	2009	7	6	1	0	85.7
Texas	1991	2009	2	0	2	0	0.0
TCU	1994	2005	19	12	7	0	63.2
Towson	1987	1989	5	4	1	0	80.0
<b>Troy</b>	<b>1998</b>	<b>2012</b>	<b>19</b>	<b>11</b>	<b>8</b>	<b>0</b>	<b>57.9</b>
<b>Tulane</b>	<b>1949</b>	<b>2012</b>	<b>147</b>	<b>52</b>	<b>94</b>	<b>1</b>	<b>35.7</b>
<b>UAB</b>	<b>1980</b>	<b>2012</b>	<b>86</b>	<b>55</b>	<b>31</b>	<b>0</b>	<b>64.0</b>
<b>UCF</b>	<b>1988</b>	<b>2012</b>	<b>25</b>	<b>17</b>	<b>8</b>	<b>0</b>	<b>68.0</b>
USF	1992	2005	44	28	16	0	63.6
Union University	1916	1916	3	2	1	0	66.7
Vanderbilt	1985	1988	8	6	2	0	75.0
VCU	1992	1995	13	10	3	0	76.9
Virginia Tech	1983	1995	28	17	11	0	60.7
Washington	1973	1979	3	3	0	0	100.0
West Alabama	1949	1989	38	18	20	0	47.4
West Florida	1987	1993	3	2	1	0	66.7
Wheaton	1951	1961	14	9	4	1	67.9
Wichita State	2006	2006	1	1	0	0	100.0
William Carey	1971	1996	13	8	5	0	61.5
Wright State	1993	1993	3	1	2	0	33.3

**2013 Opponents in bold**



**Conference  
USA**

# Conference USA



**Britton  
Banowsky**  
*Commissioner*

**F**rom its beginning in 1994, Conference USA's dedication to excellence has been the league's guiding principle and remains today a common thread for a promising future. C-USA is home to 12 nationally prominent, tradition-rich members in East Carolina, Houston, Marshall, Memphis, Rice, SMU, Southern Miss, Tulane, Tulsa, UAB, UCF and UTEP. This combination enhances men's and women's

programs that are immersed in athletic success and academic prowess. Together, we are committed to excellence, integrity and leadership in athletics, academics and in our communities.

All C-USA institutions sponsor Division I-A football, along with several other men's and women's athletic programs, many of which compete regularly for NCAA Championships. C-USA sponsors competition in 20 sports - nine for men (baseball, basketball, cross country, football, golf, soccer, tennis and indoor and outdoor track and field) and 11 for women (basketball, cross country, golf, rowing, Baseball, soccer, swimming and diving, tennis, indoor and outdoor track and field and volleyball).

The league sponsors numerous academic awards, including the Commissioner's Honor Roll and the Commissioner's Academic Medal, indicative of outstanding achievement in the classroom.

C-USA annually awards 12 postgraduate scholarships, along with the Sport Academic Award, Scholar Athletes of the Year and the Institutional Academic Excellence Award. Conference USA also added a Spirit of Service Award, recognizing student-athletes three times a year for a combination of significant community service efforts, good academic standing and participation in their elected sport.



## Success On The Playing Field

Conference USA performers have achieved great success in competition, placing the league among the top conferences in the nation.

### Football

- 67 teams have earned bowl bids
- Member of the Bowl Championship Series
- Bowl tie-ins with the AutoZone Liberty Bowl, Beef 'O' Brady's St. Petersburg Bowl, Bell Helicopter Armed Forces Bowl, Military Bowl, R+L Carriers New Orleans Bowl, Sheraton Hawai'i Bowl and the TicketCity Bowl

### Men's Basketball

- Consistently rated as one of the top basketball leagues in the country
- 102 postseason teams (49 NCAA, 41 NIT, 6 CBI, 6 CIT)
- One National Championship title game appearance
- Three Final Four teams
- Seven Elite Eight NCAA Tournament teams
- One NIT Champion and four NIT semifinalists
- Inaugural CBI Champion

### Women's Basketball

- 47 NCAA Tournament appearances
- 38 WNIT appearances
- One team in the NCAA Sweet 16
- Two WNIT semifinalists
- One WBI Champion

### Baseball

- 53 NCAA appearances
- Six College World Series appearances (2009, 2008, 2007, 2006, 2005 and 2001), including five of the last seven
- 13 Super Regional appearances
- Has produced at least four NCAA teams in eight of the last 10 seasons

In addition, 36 volleyball teams, 61 men's and women's soccer teams and 30 Baseball teams have earned NCAA Tournament bids. C-USA has sent three men's soccer teams to the NCAA College Cup, five Baseball teams to the Women's College World Series and three volleyball teams to the Sweet 16. The league has also had six national champions in NCAA track and field competition, one national champion in diving and numerous NCAA individual and team competitors in cross country, golf, swimming, tennis and track and field. Overall, Conference USA teams and individuals have made more than 650 NCAA appearances.

### Success Off The Field

C-USA institutions are among the nation's best in academic performance among student-athletes, bolstered by the fact that student-athletes at league schools have a higher graduation rate than the general student population. Among C-USA's 5,000 student-athletes, there are champions off the playing field as well. In 15 years, 153 student-athletes earned national ESPN The Magazine Academic All-America honors, while 541 were named All-District. In addition, more than 22,000 student-athletes have been named to the Commissioner's Honor Roll or received the Commissioner's Academic Medal, indicative of outstanding achievement in the classroom.

# Conference USA

## C-USA On TV

C-USA enjoys significant television exposure through a multi-tiered selection process that is rooted in partnerships with FOX Sports Media Group and CBS Sports Network. By partnering with FOX Sports Media Group and extending an existing partnership with CBS Sports Network, the league has substantially increased the number of national and regional appearances for football, men's and women's basketball, and all other conference sports.

## C-USA Digital Network

The C-USA Digital Network officially launched in August of 2011. Network programming includes live streaming of non-televised events, video on demand, a weekly C-USA studio show, podcasting, regular season and championship event highlights and C-USA produced feature stories. Monthly and yearly subscriptions offer access to events offered on all 12 of the C-USA member institution's athletic websites as well as C-USA network programming.

## C-USA in the Community

The conference's footprint is concentrated with 12 members in nine states and a combined area population of nearly 17 million. More than 1.1 million living alumni represent C-USA schools across the nation. With a renewed commitment to community involvement, the conference has begun development of several initiatives to maintain strong ties in C-USA cities, as well as with fans and alumni across the country. C-USA schools also place a priority on giving back to their communities through volunteer service with local and national organizations.

## Governance

Along with the ACC, Big East, Big Ten, Big 12, Pac-10 and SEC, Conference USA is one of the seven con-

ferences having significant representation in the NCAA governance structure. The Presidents of the member institutions serve as the league's Board of Directors.

## A Proud History; A promising future

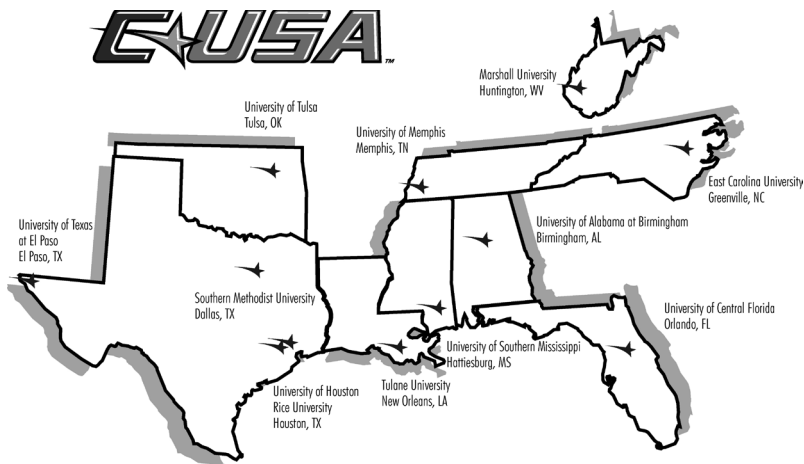
Conference USA was formed in 1995 and quickly emerged as one of the nation's top conferences. The conference unveiled its name, logo and commissioner on April 24, 1995 in Chicago. The league's charter members included Charlotte, Cincinnati, DePaul, Houston, Louisville, Marquette, Memphis, Saint Louis, Southern Miss, Tulane, UAB and USF. Eleven of the institutions began athletic participation in 1995, while Houston joined competition in the fall of 1996.

The league's headquarters were established in Chicago and after nine years, relocated to the current office in Irving, Texas. Britton Banowsky was named Commissioner in October 2002, succeeding Mike Slive, the league's first commissioner.

C-USA added East Carolina (September, 1996) and the United States Military Academy (March, 1997) as football members. ECU began league competition in 1997; Army in 1998 and UAB began football play in 1999. The league added TCU and ECU (1999) for all sports and they began competition in 2001. USF started C-USA football in 2003.

After celebrating its 10th Anniversary during the 2004-05 season, C-USA began a new chapter in 2005-06 when its current membership came together to form the new look of the league.

Since its formation, C-USA has established a strong foundation, an identity and a history that reflects the league's national presence. Fifteen years of remarkable history has reinforced the league's position in collegiate athletics, setting the course for the next decade and beyond.



# Conference USA

## Conference USA Baseball 2012 Accomplishments

- Conference USA was the No. 5 ranked baseball conference in 2012, trailing only the SEC, ACC, Pac-12 and Big 12.
- C-USA placed four teams in the 2012 NCAA Championship, the ninth time in 11 years that the league has produced at least four bids.
- Rice made its 18th consecutive NCAA Regional appearance, the fourth-longest active streak in the nation. East Carolina played in an NCAA Regional for the 12th time in 14 years, UCF made its 11th all-time NCAA appearance and UAB made its second NCAA trip.
- Rice and UCF spent the entire season nationally ranked and both finished in the top 25. East Carolina was ranked during the regular season and Tulane received votes.
- Three schools (East Carolina, Rice and UCF) finished the season ranked in the top 35 of the final RPI rankings. Six of the league's nine schools ranked in the top 83.
- Seven of the nine Conference USA teams won at least one game against a nationally ranked, non-conference opponent.
- C-USA teams posted a total of 12 wins over nationally ranked, non-conference opponents during the regular season, including five against top 10 foes.
- C-USA teams defeated three College World Series teams (National Champion Arizona, Arkansas and Stony Brook).
- Among the NCAA top 50 RPI teams that C-USA defeated in 2012 were: No. 4 Arizona (Rice), No. 10 Arkansas (Houston), No. 13 Stanford (Rice), No. 14 NC State (East Carolina), No. 16 Texas A&M (Rice), No. 17 Miami of Florida (UCF), No. 21 Mississippi State (Memphis), No. 23 Dallas Baptist (Rice), No. 28 Mississippi (Memphis, Southern Miss), No. 29 Clemson (UAB), No. 36 Missouri State (UCF), No. 39 New Mexico State (Rice), No. 42 Louisville (East Carolina), No. 43 UNC Wilmington (East Carolina), No. 45 Wichita State (Tulane) and No. 49 Sam Houston State (Rice).
- Five different Conference USA players were honored as All-Americans, including Memphis senior 3B Jacob Wilson, Rice senior RHP Matthew Reckling, Rice junior utility player J.T. Chargois, UCF junior 1B D.J. Hicks and UCF junior LHP Joe Rogers.
- Three C-USA players earned Freshman All-American honors, including Southern Miss utility player Mason Robbins, Southern Miss RHP Bradley Roney and UCF LHP Eric Skoglund.
- Conference USA had four players that earned National Player of the Week honors: Memphis

- LHP Sam Moll, Rice junior RHP Tyler Duffey, senior RHP Matthew Reckling and UAB junior RHP Ben Bullard.
- Five C-USA players were named to the 2012 Capital One Academic All-District teams, while Tulane C Jeremy Schaffer and Tulane OF Brandon Boudreaux were both named Academic All-Americans, marking the 12th time in 15 years that C-USA has produced at least one baseball Academic All-American.
- Four Conference USA schools (Rice, Southern Miss, Tulane, East Carolina) ranked among the top 25 nationally in average home attendance. All four averaged at least 2,685 fans per game.
- Five players and six teams ranked among the top 10 national leaders in the final 2012 NCAA statistics. Rice pitchers led the nation in most strikeouts per nine innings and fewest hits allowed per nine innings.
- Conference USA had 30 players chosen in the June Major League Baseball Draft. Eight of the nine C-USA schools had at least one player selected.
- The league had a record 27 games televised nationally or regionally.
- Rice head coach Wayne Graham and C-USA Coordinator of Umpires Rich Fetchiet were both inducted into the College Baseball Hall of Fame.
- Fourteen players from C-USA schools appeared on the 2012 opening day rosters of Major League Baseball teams and two were named to the MLB All-Star game in July.



## Conference USA Baseball Schools

The nine schools that currently comprise Conference USA Baseball have enjoyed a great deal of success. Here are some of their accomplishments:

- 12 College World Series Appearances
- 2003 National Champions - Rice
- At least one College World Series team in five of the last eight seasons and nine out of 14.
- 112 NCAA Appearances (73 since 1995)
- Six National Players of the Year since 1995
- Seven National Freshmen of the Year since 1995
- 130 All-Americans since 1995
- Schools have combined to win 40 or more games 59 times in the last 15 years
- Has had a team ranked No. 1 in the nation in four of the last nine regular seasons

East Carolina	Memphis	Tulane
Houston	Rice	UAB
Marshall	Southern Miss	UCF

# Conference USA

## 2012 Honor Roll

### Player Of The Year

Jacob Wilson, 3B, Memphis

### Pitcher Of The Year

Matthew Reckling, RHP, Rice

### Freshman Of The Year

Mason Robbins, OF/LHP, Southern Miss

### Newcomer Of The Year

Andrew Pierce, RHP, Southern Miss

### Keith Leclair Coach Of The Year

Wayne Graham, Rice

### First Team All-Conference

IF	D.J. Hicks	Jr.	UCF
IF	Christian Stringer	Jr.	Rice
IF	Jacob Wilson	Sr.	Memphis
IF	John Wooten	Jr.	East Carolina
OF	Brandon Boudreaux	Jr.	Tulane
OF	Adam McClain	Sr.	Memphis
OF	Jeremy Rathjen	Jr.	Rice
C	Jeremy Schaeffer	Sr.	Tulane
DH/UT	J.T. Chargois	Jr.	Rice
P	Kevin Brandt	Sr.	East Carolina
P	Dan Langfield	Jr.	Memphis
<b>P</b>	<b>Andrew Pierce</b>	<b>Jr.</b>	<b>Southern Miss</b>
P	Matthew Reckling	Sr.	Rice
RP	Joe Rogers	Sr.	UCF

### Second Team All-Conference

<b>IF</b>	<b>Ashley Graeter</b>	<b>Sr.</b>	<b>Southern Miss</b>
IF	Brennan Middleton	Jr.	Tulane
IF	Travis Shreve	Sr.	UCF
IF	Corey Thompson	Sr.	East Carolina
OF	Alex Friedrich	Sr.	UCF
OF	Ronnie Richardson	Jr.	UCF
OF	Nick Schneeberger	Sr.	Tulane
C	Zach Wright	Sr.	East Carolina
DH/UT	Drew Reynolds	So.	East Carolina
P	Jharel Cotton	Jr.	East Carolina
P	Ben Lively	So.	UCF
P	Sam Moll	So.	Memphis
P	David Napoli	Jr.	Tulane
RP	D.J. Ponder	Sr.	Tulane

### All-Freshman Team

IF	Sergio Leon		Marshall
IF	Ford Stainback		Rice
OF	Michael Pyeatt		Houston
OF	Jeff Schalk		UAB
<b>OF</b>	<b>Michael Sterling</b>		<b>Southern Miss</b>
<b>OF/P</b>	<b>Mason Robbins</b>		<b>Southern Miss</b>
P	Jeff Hoffman		East Carolina

P	Jordan Stephens	Rice
<b>P</b>	<b>Jake Drehoff</b>	<b>Southern Miss</b>
<b>P</b>	<b>Bradley Roney</b>	<b>Southern Miss</b>
P	Alex Massey	Tulane
P	Eric Skoglund	UCF

### C-USA All-Academic Team

Drew Reynolds	East Carolina
Jared Ray	Houston
Ethan Gross	Memphis
Dan Langfield	Memphis
Sam Moll	Memphis
*Jeremy Rathjen	Rice
Matthew Reckling	Rice
<b>Michael Sterling</b>	<b>Southern Miss</b>
Brandon Boudreaux	Tulane
Jeremy Schaffer	Tulane
*Keith DePew	UAB
Ryan Nance	UAB

\* repeat selection

### C-USA All-Tournament Team

C	Keaton Aldridge	Memphis
IF	Keith DePew	UAB
IF	John Frost	UAB
<b>IF</b>	<b>Ashley Graeter</b>	<b>Southern Miss</b>
IF	Corey Thompson	East Carolina
OF	Landon Appling	Houston
OF	Jeff Schalk	UAB
<b>OF</b>	<b>Michael Sterling</b>	<b>Southern Miss</b>
DH	Eli Hynes	Memphis
P	Michael Busby	UAB
P	Dan Langfield	Memphis
P	Chase Mallard	UAB
P	Ryan Nance	UAB

Tournament MVP: Michael Busby, UAB

### Conference USA Champions

Year	Regular Season	Tournament
2012	Rice	UAB
2011	<b>Southern Miss</b> , Rice	Rice
2010	Rice	<b>Southern Miss</b>
2009	East Carolina	Rice
2008	Rice	Houston
2007	Rice	Rice
2006	Rice	Rice
2005	Tulane	Tulane/TCU
2004	East Carolina	TCU
2003	<b>Southern Miss</b>	<b>Southern Miss</b>
2002	Houston	East Carolina
2001	Tulane	Tulane
2000	Houston	Houston
1999	Houston	Tulane
1998	Tulane	Tulane
1997	Tulane	Houston
1996	USF	Tulane

# Conference USA

## Conference USA in the 2012 Postseason



### NCAA Regionals

#### Houston Regional

(Houston, Texas)

##### Fri., June 1

(1) Rice 3, (4) Prairie View 2

##### Sat., June 2

(2) Arkansas 1, (1) Rice 0

##### Sun., June 3

(3) Sam Houston State 4, (1) Rice 1

#### Coral Gables Regional

(Coral Gables, Fla.)

##### Fri., June 1

(2) UCF 2, (3) Missouri State 1

##### Sat., June 2

(2) UCF 9, (4) Stony Brook 8

##### Sun., June 3

(4) Stony Brook 12, (2) UCF 5

##### Mon., June 4

(4) Stony Brook 10, (2) UCF 6

#### Chapel Hill Regional

(Chapel Hill, N.C.)

##### Fri., June 1

(3) St. John's 11, (2) East Carolina 3

##### Sat., June 2

(2) East Carolina 10, (4) Cornell 6

##### Sun., June 3

(1) North Carolina 5, (2) East Carolina 3

#### Tallahassee Regional

(Tallahassee, Fla.)

##### Fri., June 1

(1) Florida State 2, UAB 1

##### Sat., June 2

(2) Mississippi State 8, (4) UAB 1



MAY 23-27 • TRUSTMARK PARK

### 2012 Conference USA Tournament

Trustmark Park

Pearl, Miss.

#### Wed., May 23

(5) Memphis 14, (4) Southern Miss 3

(1) Rice 7, (8) Houston 5

(3) Tulane 4, (6) East Carolina 3

#### Thu., May 24

(7) UAB 15, (2) UCF 1

(4) Southern Miss 8, (8) Houston 7 (10 inn.)

(5) Memphis 3, (1) Rice 2

#### Fri., May 25

(7) UAB 6, (3) Tulane 3

(2) UCF 11, (6) East Carolina 1

(8) Houston 7, (5) Memphis 3

#### Sat., May 26

(2) UCF 6, (3) Tulane 2

(6) East Carolina 10, (7) UAB 3


(4) Southern Miss 4, (1) Rice 2

#### Sun., May 27

Championship Game

UAB 5, Memphis 0





# History & Records

# Individual Records

## Hitting

### Games Played

**Season:** 68 by Tommy Sims, 1985  
**Career:** 244 by Marc Maddox, 2003-06

### At Bat

**Game:** 8 by Josh Hoffpaur vs. Belmont, 3/10/00  
**Season:** 279 by Scotty Jurich, 1991  
**Career:** 942 by Brad Willcutt, 2002-05

### Runs Scored

**Game:** 6 by Shane Pullen vs. Tenn.-Martin (3/16/94)  
**Season:** 81 by Tommy Davis, 1994  
**Career:** 228 by Marc Maddox, 2003-06

### Hits

**Game:** 6 by Todd Nace  
vs. Southeastern Louisiana (3/5/91);  
Shane Pullen vs. Tenn.-Martin (3/16/94);  
Matt Shepherd vs. TCU (4/2/04)  
**Season:** 109 by Jarrett Hoffpaur, 2004  
**Career:** 337 by Trey Sutton, 2005-08

### Doubles

**Game:** 4 by Brad Willcutt vs. Houston (5/21/05);  
Jarrett Hoffpaur vs. Southeastern Louisiana (4/24/02)  
**Season:** 31 by Bill Selby, 1991  
**Career:** 72 by Brad Willcutt, 2002-05

### Triples

**Game:** 2 by 13 players, most recently  
by Kameron Brunty at Coll. of Charleston (3/18/11)  
**Season:** 7 by Kyle Logan, 1994  
**Career:** 15 by Bo Davis, 2006-09

### Home Runs

**Game:** 3 by 8 players, most recently  
by Trey Cuevas vs. Illinois State (3/5/06)  
**Season:** 23 by Jeff Cook and Clint King, 2003;  
Fred Cooley, 1989; Bill Selby, 1992  
**Career:** 53 by Marc Maddox, 2003-06

### Grand Slam Home Runs

**Game:** 2 by David Vilardi and Matt Baltz  
vs. Nicholls State (4/20/99)  
**Season:** 4 by Marc Maddox, 2006; Fred Cooley, 1989

### Runs Batted In

**Game:** 8 by Fred Cooley vs. Belhaven (4/11/88);  
Tommy Davis vs. Tenn.-Martin (3/16/94)  
**Season:** 92 by Jarrett Hoffpaur, 2004  
**Career:** 236 by Brad Willcutt, 2002-05

### Batting Average (Min. 75 AB)

**Season:** .453 by Wilson Plunkett, 1974  
**Career:** .399 by Wilson Plunkett, 1972-74

### Total Bases

**Game:** 15 by Jeremy Albritton vs. Ole Miss (4/2/97)  
**Season:** 189 by Tommy Davis, 1994  
**Career:** 514 by Marc Maddox, 2003-06

### Slugging Percentage

**Season:** .824 by Bill Selby, 1992  
**Career:** .738 by Wilson Plunkett, 1972-74

### Strikeouts

**Season:** 73 by Ryan Frith, 2004  
**Career:** 182 by Andy Woodard, 1990-93

### Bases on Balls

**Season:** 57 by Doug Cronk, 1988  
**Career:** 139 by Brad Willcutt, 2002-05

### Stolen Bases

**Game:** 6 by Josh Hoffpaur vs. Cincinnati (4/29/00)  
**Season:** 42 by Scooter Love, 1988  
**Career:** 85 by Ive Burnett, 1983-86

## Pitching

### Appearances

**Season:** 41 by Marc Kubicki, 1991  
**Career:** 105 by Tyler Kee, 1995-99

### Relief Appearances

**Season:** 41 by Marc Kubicki, 1991  
**Career:** 105 by Tyler Kee, 1995-99

### Games Started

**Season:** 21 by Damon Pollard, 1990  
**Career:** 68 by Todd McInnis, 2007-11

### Wins

**Season:** 13 by Damon Pollard, 1990  
**Career:** 33 by Todd McInnis, 2007-11

### Losses

**Season:** 9 by four players, most recently by  
Frankie McLendon, 1992  
**Career:** 24 by Darrell Lindsey, 1985-88

### Winning Percentage (Min. 40 Innings Pitched)

**Season:** 1.000 by Danny Shupe, 1999; Austin Tubbs, 2004  
**Career:** .923 by Danny Shupe, 1996-99

### Earned Run Average

**Season:** 0.46 by Daniel Best, 2005  
**Career:** 1.19 by Austin Tubbs, 2003-04

### Saves

**Season:** 18 by Tyler Conn, 2008  
**Career:** 30 by Collin Cargill, 2008-11

### Complete Games

**Season:** 11 by Kent Willis, 1986; Damon Pollard, 1990  
**Career:** 23 by Darrell Lindsey, 1985-88

### Shutouts

**Season:** 3 by Whitey Wilson, 1964;  
by Rich Corsetto, 1971; Damon Pollard, 1990  
**Career:** 5 by Rich Corsetto, 1970-71;  
Damon Pollard, 1989-90

### Consecutive Scoreless Innings

**Season:** 29 by Jerry Wilson, 1964

### Innings Pitched

**Game:** 14 by Fred Waters vs. Loyola, N.O., 1948;  
Tom LeGros vs. Pensacola NAS, 1949  
**Season:** 148 by Damon Pollard, 1990  
**Career:** 395.1 by Todd McInnis, 2007-11

### Strikeouts

**Game:** 19 by Fred Waters vs. Loyola, N.O., 1948  
**Season:** 152 by Damon Pollard, 1990  
**Career:** 374 by Darrell Lindsey, 1985-88

### Walks

**Season:** 114 by Damon Pollard, 1989  
**Career:** 223 by Darrell Lindsey, 1985-88

# Team Game Records

## Batting

### Hits

28 vs. Southeastern Louisiana (April 24, 2002)

### Runs

26 at UCF (March 28, 2009) In 7 innings

### Doubles

10 vs. Cincinnati (March 23, 2002);  
vs. Southeastern La. (April 24, 2002)

### Triples

4 vs. Louisville (April 9, 1994)

### Home Runs

9 vs. Saint Louis (April 11, 2004)

### RBI

25 at UCF (March 28, 2009) In 7 innings

### Walks

14 vs. Cincinnati (March 26, 2005);  
vs. Lehigh (Feb. 22, 2009)

### Strikeouts

19 vs. Ole Miss (April 11, 1990)

### Hit By Pitch


6 vs. Ole Miss (April 2, 1997);  
UL-Monroe (April 18, 2007)

### Total Bases

49 vs. Louisville (April 9, 1994)

### Stolen Bases

10 vs. Charlotte (April 23, 1993)



## Pitching



### Innings Pitched

15 vs. Nicholls State (March 19, 1983)  
15 vs. UL-Monroe (May 3, 2005)  
15 vs.. Rhode Island (March 19, 2011)

### Strikeouts

19 vs. Loyola, New Orleans (May 11, 1948)

### Hits Allowed

0 vs. Eastern Illinois (March 13, 2004);  
Alabama State (February 12, 1995);  
North Park (March 29, 1976);  
William Carey (April 6, 1972);  
Arkansas (April 14, 1966);  
Northern Illinois (March 25, 1954)

### Wild Pitches

5 Many times, most recent vs. Rice  
(March 25, 2007)

### Hit Batters

4 Many times, most recent at South Alabama  
(April 18, 2012)

## Fielding

### Putouts

45 vs. Nicholls State (March 19, 1983)  
45 vs. Louisiana-Monroe (May 3, 2005)  
45 vs. Rhode Island (March 19, 2011)

### Assists

30 vs. Louisiana-Monroe (May 3, 2005)

### Passed Balls

3 vs. South Carolina (March 17, 1991)  
& Mississippi State (April 23, 2008)

### Double Plays Turned

5 vs Houston (May 28, 2010)  
In the C-USA Tournament at Cougar Field in  
Houston

# Top Season Performances

## Hitting

### Games Played

1.	68	Tommy Sims, 1985
	68	Ive Burnett, 1985
	68	Mike Glassman, 1985
4.		67
		Darrin Nixon, 1985
	67	Kevin Young, 1990
6.		66
		Juan Vasquez, 1985
	66	Brian Kozlowski, 1985
	66	Todd Nace, 1991
	66	Bill Selby, 1991
	66	Doug Benefiel, 1991
	66	Chad Hebert, 1991
	66	Joey Archer, 2009

### Batting Average (At Bats)

(Min. 75 at Bats)

1.	.453	Wilson Plunkett, 1974 (79)
2.	.409	Tommy Davis, 1994 (252)
3.	.408	Michael Artman, 1999 (260)
4.	.405	Wilson Plunkett, 1973 (405)
	.405	Jarrett Hoffpauir, 2004 (269)
6.	.402	Jeremy Schied, 1997 (164)
7.	.394	Clint King, 2003 (234)
8.	.392	Todd Nace, 1991 (268)
9.	.391	Brian Dozier, 2009 (138)
10.	.387	Bill Selby, 1992 (222)
	.387	Cliff Wren, 1998 (217)

### At Bats

1.	279	Scotty Jurich, 1991
2.	275	Matt Shepherd, 2004
3.	269	Brian Dozier, 2008
	269	Jarrett Hoffpauir, 2004
5.	268	Todd Nace, 1991
6.	265	Marc Maddox, 2004
7.	263	Trey Sutton, 2005
8.	260	Jason Lowery, 2005
	260	Michael Artman, 1999
10.	259	Toddric Johnson, 2006

### Hits

1.	109	Jarrett Hoffpauir, 2004
2.	106	Michael Artman, 1999
3.	105	Todd Nace, 1991
4.	104	Matt Shepherd, 2004
5.	103	Tommy Davis, 1994
6.	100	Clint King, 2003
7.	96	Kevin Young, 1990
8.	95	Jeff Cook, 2003
9.	94	Toddric Johnson, 2006
10.	93	Jason Lowery, 2005
	93	Shane Pullen, 1994

### Runs

1.	81	Tommy Davis, 1994
2.	75	Brady Mills, 1998
3.	74	Marc Maddox, 2005
	74	Michael Artman, 1999
	74	Matt Shepherd, 2004
6.	72	B.A. Vollmuth, 2010
7.	71	Scotty Jurich, 1989
	71	Jeff Cook, 2003
9.	70	Shane Pullen, 1994
10.	69	Trey Sutton, 2007

		Trey Sutton, 2005
69		Scotty Jurich, 1991

### Singles

1.	82	Michael Artman, 1999
2.	75	Todd Nace, 1991
3.	70	Taylor Walker, 2010
	70	Toddric Johnson, 2006
	70	Trey Sutton, 2006
	70	Todd Nace, 1990
6.	69	Jarrett Hoffpauir, 2004
	69	Matt Shepherd, 2004
8.	68	Brian Dozier, 2008
9.	67	Jason Lowery, 2005
	67	Eric Eckstein, 1995
	67	Derek Reams, 1995

### Doubles

1.	31	Bill Selby, 1991
2.	27	Kevin Young, 1990
	27	Jarrett Hoffpauir, 2004
	27	Matt Shepherd, 2004
5.	25	Jeremy Schied, 1998
6.	24	Bill Selby, 1992
7.	23	Tommy Davis, 1994
	23	Shane Pullen, 1994
	23	Darren Welch, 2000
	23	Clint King, 2003

### Triples

1.	7	Kyle Logan, 1994
2.	6	Matt Shepherd, 2004
6.		Kameron Bruntz, 2011
3.	5	Gary Cannizarro, 1975
	5	Ricky Sutherland, 1976
	5	Dean Higdon, 1978
	5	Scotty Jurich, 1989
	5	Chad Hebert, 1992
	5	Jason Lowery, 2004
	5	Bo Davis, 2008
	5	Mason Robbins, 2012

### Home Runs

1.	23	Jeff Cook, 2003
	23	Clint King, 2003
	23	Fred Cooley, 1989
	23	Bill Selby, 1992
5.	22	Tommy Sims, 1985
	22	Greg Conner, 1986
	22	Ryan Frith, 2004
8.	20	B.A. Vollmuth, 2010
	20	Sedgewick McCollum, 1988
10.	19	Tommy Davis, 1994

### Runs Batted In

1.	92	Jarrett Hoffpauir, 2004
2.	86	Fred Cooley, 1989
3.	82	Brad Willcutt, 2005
	82	Tommy Davis, 1994
5.	81	Jeremy Schied, 1998
6.	77	Clint King, 2003
7.	76	B.A. Vollmuth, 2010
	76	Jeff Cook, 2003
8.	75	Kevin Young, 1990
9.	73	Greg Conner, 1986
10.	70	Marc Maddox, 2006
	70	Fred Cooley, 1988

# Top Season Performances

## Slugging Percentage

1.	1.000	Wilson Plunkett, 1974
2.	.824	Bill Selby, 1992
3.	.772	Clint King, 2003
4.	.750	Tommy Davis, 1994
5.	.729	B.A. Vollmuth, 2010
6.	.728	Jeff Cook, 2003
7.	.702	Greg Conner, 1986
8.	.690	Fred Cooley, 1989
9.	.687	Cliff Wren, 1998
10.	.671	Doug Crook, 1988

## Total Bases

1.	196	Clint King, 2003
2.	189	Tommy Davis, 1994
3.	185	Jeff Cook, 2003
4.	183	Bill Selby, 1992
5.	173	Jarrett Hoffpauir, 2004
6.	172	B.A. Vollmuth, 2010
7.	168	Kevin Young, 1990
8.	166	Ryan Frith, 2004
9.	165	Fred Cooley, 1989
10.	161	Jeremy Schied, 1998

## Stolen Bases

1.	42	Scouter Love, 1988
2.	41	Ive Burnett, 1984
3.	32	Chris Hesse, 1996
4.	29	Mike Jacobs, 1985
	29	Eric Estes, 1992
6.	27	Ive Burnett, 1985
7.	26	Scotty Jurich, 1989
	26	Scotty Jurich, 1991
	26	Brady Mills, 1998
10.	22	Greg Conner, 1986
	22	John Migliore, 1987
	22	Scouter Love, 1987
	22	Andy Woodard, 1993

## Base on Balls

1.	57	Doug Cronk, 1988
2.	55	Juan Vasquez, 1985
3.	48	Darrin Nixon, 1985
4.	46	Andy Woodard, 1991
	46	Bo Davis, 2009
5.	45	Eric Eckstein, 1994
6.	44	Andy Woodard, 1993
7.	43	Scotty Bonds, 1989
	43	Derek Reams, 1996
9.	42	Marc Maddox, 2005
	42	Bill Selby, 1992

## Strikeouts

1.	73	Ryan Frith, 2004
2.	70	Sedgewick McCollum, 1989
3.	68	Kevin Bentley, 1995
4.	64	Derek Reams, 1994
	64	Blake Brown, 2012
6.	63	Tommy Sims, 1985
7.	62	Tommy Davis, 1993
8.	61	Michael Ewing, 2008
9.	60	B.A. Vollmuth, 2011
10.	59	Derek Reams, 1995

## Hit by Pitch

1.	28	Michael Sterling, 2012
2.	21	Kevin Coker, 2006
3.	19	Griff Israel, 2002

4.	17	Taylor Walker, 2010
5.	16	Trey Cueva, 2007
	16	Allen Winningham, 2002
7.	15	Mark Ellis, 2010
8.	14	Trey Sutton, 2005
	14	Chris Hesse, 1997
	14	Michael Artman, 1999
	14	Michael Artman, 2001

## Pitching

### Appearances

1.	41	Marc Kubicki, 1991
2.	39	Tyler Kee, 1999
3.	34	Tony Phillips, 1991
4.	33	Danny Stout, 2000
5.	32	Austin Tubb, 2004
	32	Wade Weather, 2008
7.	31	Tyler Conn, 2007
	31	Daniel Best, 2006
	31	Tyler Kee, 1997, 1998

### Starts

1.	21	Damon Pollard, 1990
2.	18	John Gilligan, 1990
	18	Todd McInnis, 2009
3.	17	Anthony DeWitt, 2004
	17	Mark Carson, 1991
	17	Chuck Shive, 1989
	17	Kent Willis, 1986
7.	16	Todd McInnis, 2010
	16	JR Ballinger, 2009
	16	Ryan Belanger, 2007
	16	Barry Bowden, 2007
	16	David Clark, 2007
	16	Cliff Russum, 2006
	16	Stephen Castleman, 2003
	16	Heath Cantrelle, 1997
	16	Eric Adams, 1997
	16	Jeremy Williamson, 1995
	16	Brett Legrow, 1994
	16	David Christenberry, 1992
	16	Frankie McLendon, 1992
	16	Damon Pollard, 1989
	16	Darrell Lindsey, 1987
	16	Darrell Lindsey, 1986

### Complete Games

1.	11	Damon Pollard, 1990
	11	Kent Willis, 1986
3.	9	Darrell Lindsey, 1986
4.	8	John Gilligan, 1990
8.	8	Damon Pollard, 1989
6.	7	Brett Legrow, 1994
	7	Jeff Pickich, 1992
	7	Frankie McLendon, 1990
	7	Darrell Lindsey, 1987
	7	Ray Guy, 1972

### Wins

1.	13	Damon Pollard, 1990
2.	11	Scott Copeland, 2010
	11	Mark Carson, 1991
	11	John Gilligan, 1990
5.	10	Geoffrey Thomas, 2011
	10	Anthony DeWitt, 2004
	10	Shea Douglas, 2002
	10	Bob McCrory, 2001-03

# Top Season Performances

10	.....	Damon Pollard, 1989
10	.....	Hugh Laurin Pepper, 1952

## Losses

1.	9	.....	Frankie McLendon, 1992
	9	.....	Darrell Lindsey, 1986
	9	.....	Danny Pourciau, 1985
	9	.....	Jody Ortego, 1983
5.	8	.....	Josh Walker, 1998
	8	.....	John Bale, 1996
	8	.....	Pat Rapp, 1989
	8	.....	Mike Magee, 1983
9.	7	.....	Darrell Lindsey, 1986
	7	.....	Kent Willis, 1986
	7	.....	Mike Magee, 1983
	7	.....	Steve Knight, 1978
	7	.....	Ray Guy, 1970

## Decisions

1.	18	.....	Damon Pollard, 1990
2.	17	.....	John Bale, 1996
	17	.....	Darrell Lindsey, 1987
4.	16	.....	Damon Pollard, 1990
	16	.....	Darrell Lindsey, 1986
	16	.....	Kent Willis, 1986
7.	15	.....	Frankie McLendon, 1992
	15	.....	David Christenberry, 1991
	15	.....	Pat Rapp, 1990
10.	14	.....	Cliff Russum, 2006
	14	.....	John Gilligan, 1988
	14	.....	Mark Carson, 1991

## Innings Pitched

1.	148.1	.....	Damon Pollard, 1990
2.	140.1	.....	Kent Willis, 1986
3.	138.0	.....	Damon Pollard, 1989
4.	133.2	.....	John Gilligan, 1990
5.	130.2	.....	Frankie McLendon, 1992
6.	122.2	.....	Tony Phillips, 1991
7.	118.2	.....	Chuck Shive, 1989
8.	117.2	.....	Brett Legrow, 1994
9.	117.1	.....	Jeff Pickich, 1993
10.	114.0	.....	Chad Rogers, 2000

## Shutouts

1.	3	.....	Shea Douglas, 2002
	3	.....	Damon Pollard, 1990
	3	.....	Rich Corsetto, 1971
	3	.....	Whitey Wilson, 1964
5.	2	.....	David Clark, 2007
	2	.....	Cliff Russum, 2003
	2	.....	Bob McCrory, 2003
	2	.....	Brett Legrow, 1994
	2	.....	John Gilligan, 1989
	2	.....	Damon Pollard, 1989
	2	.....	Danny Pourciau, 1985
	2	.....	Buddy Davenport, 1973
	2	.....	Bobby Muhs, 1971
	2	.....	Rich Corsetto, 1970
	2	.....	Steve Campbell, 1968

## Base on Balls

1.	114	.....	Damon Pollard, 1989
2.	90	.....	Damon Pollard, 1990
3.	64	.....	Darrell Lindsey, 1986
4.	63	.....	Darrell Lindsey, 1987
5.	62	.....	Kent Willis, 1986
6.	61	.....	Gregg Kennedy, 1993

7.	56	.....	David Christenberry, 1992
8.	54	.....	Frankie McLendon, 1992
	54	.....	Pat Rapp, 1989
	54	.....	Chuck Shive, 1989

## Saves

1.	18	.....	Tyler Conn, 2008
2.	13	.....	Collin Cargill, 2009
	13	.....	Daniel Best, 2006
	13	.....	Tony Phillips, 1991
5.	11	.....	Daniel Best, 2005
	11	.....	Bradley Roney, 2012
7.	10	.....	Austin Tubb, 2004
	10	.....	Austin Tubb, 2003
	10	.....	Tyler Kee, 1999
10.	9	.....	Collin Cargill, 2010
	9	.....	Marc Kubicki, 1991

## Strikeouts


1.	152	.....	Damon Pollard, 1990
2.	150	.....	Damon Pollard, 1989
3.	140	.....	Kent Willis, 1986
4.	129	.....	Gregg Kennedy, 1993
5.	121	.....	Darrell Lindsey, 1986
6.	117	.....	Chuck Shive, 1989
	117	.....	Frankie McLendon, 1992
8.	114	.....	Darrell Lindsey, 1988
9.	111	.....	John Gilligan, 1987
10.	110	.....	Marc Kubicki, 1991

## Winning Percentages

1.	1.000	.....	Austin Tubb, 2004
	1.000	.....	Danny Shupe, 1999
3.	.911	.....	Scott Copeland, 2010
4.	.900	.....	Chris Wagner, 1987
5.	.889	.....	Chuck Shive, 1988
6.	.875	.....	Jonathan Thompson, 2011
	.875	.....	Brett Legrow, 1993
8.	.857	.....	Rich Corsetto, 1970
	.857	.....	Danny Shupe, 1998
10.	.800	.....	Todd McInnis, 2011
	.800	.....	Bill Cornish, 1994
	.800	.....	Anthony DeWitt, 2003

## Earned Run Average

1.	0.46	.....	Daniel Best, 2005
2.	0.93	.....	Collin Cargill, 2011
	0.93	.....	Austin Tubb, 2004
3.	0.97	.....	Rich Corsetto, 1970
4.	1.39	.....	Steve Campbell, 1968
5.	1.72	.....	Tyler Conn, 2008
6.	1.75	.....	Collin Cargill, 2010
7.	1.98	.....	Tony Phillips, 1991
8.	1.99	.....	Andrew Pierce, 2012
9.	2.12	.....	Barry Bowden, 2008
10.	2.16	.....	Ray Guy, 1971



# Top Career Performances

## Hitting

### Games Played

1.	244	Marc Maddox, 2003-06
2.	243	Brad Willcutt, 2002-05
3.	239	Chad Hebert, 1989-92
4.	235	Jared Martin, 1994-97
	235	Doug Benefiel, 1989-92
6.	232	Kyle Logan, 1994-97
7.	229	Kenny Graves, 1986-89
8.	226	Larry Wesson, 1990-93
9.	225	Jeff Cook, 2001-03
10.	224	Brian Dozier, 2006-09
	224	Jason Lowery, 2002-05

### Batting Average

1.	.399	Wilson Plunkett, 1972-74 (248)
2.	.380	Jeremy Schied, 1997-98 (405)
3.	.379	Kevin Young, 1990 (253)
4.	.373	Clint King, 2002-03 (348)
5.	.368	Todd Nace, 1989-91 (737)
6.	.364	Tommy Davis, 1992-94 (740)
7.	.363	Scott Cheek, 1998-99 (234)
	.363	Bill Selby, 1991-92 (480)
9.	.361	Cliff Wren, 1996-98 (651)
	.361	Michael Artman, 1999-01 (476)

### At Bats

1.	942	Brad Willcutt, 2002-05
2.	926	Trey Sutton, 2005-08
3.	902	Kyle Logan, 1994-97
4.	895	Marc Maddox, 2003-06
5.	869	Jeremy Albritton, 1996-99
	869	Jeff Cook, 2000-03
7.	864	Brian Dozier, 2006-09
8.	840	Doug Benefiel, 1989-92
9.	829	Kameron Brundy, 2009-12
10.	815	Jason Lowery, 2002-05

### Hits

1.	327	Trey Sutton, 2005-08
2.	307	Brian Dozier, 2006-09
3.	296	Marc Maddox, 2003-06
4.	292	Jeff Cook, 2000-03
5.	290	Brad Willcutt, 2002-05
6.	270	Todd Nace, 1989-91
7.	269	Tommy Davis, 1992-94
8.	262	Jason Lowery, 2002-05
9.	260	Doug Benefiel, 1989-92
10.	258	Jeremy Albritton, 1996-99

### Runs

1.	228	Marc Maddox, 2003-06
2.	220	Trey Sutton, 2005-08
3.	203	Brad Willcutt, 2002-05
4.	200	Jeff Cook, 2000-03
5.	188	Scotty Jurich, 1989-91
	188	Kameron Brundy, 2009-12
7.	185	Brian Dozier, 2006-09
8.	175	Kameron Brundy, 2009-11
9.	172	Tommy Davis, 1992-94
10.	170	Bo Davis, 2006-09

### Singles

1.	238	Trey Sutton, 2005-08
2.	229	Brian Dozier, 2006-09
3.	217	Larry Wesson, 1990-93
4.	203	Todd Nace, 1989-91

5.	193	Marc Maddox, 2003-06
6.	186	Jeff Cook, 2000-03
	186	Doug Benefiel, 1989-92
8.	184	Kameron Brundy, 2009-12
9.	179	Scotty Jurich, 1989-91
10.	172	Jared Martin, 1994-97

### Doubles

1.	72	Brad Willcutt, 2002-05
2.	58	Tommy Davis, 1992-94
3.	57	Jarrett Hoffpauir, 2002-04
	57	Kyle Logan, 1994-97
5.	56	Trey Sutton, 2005-08
6.	55	Brian Dozier, 2006-09
	55	Bill Selby, 1991-92
	55	Andy Woodard, 1990-93
8.	54	Jeremy Albritton, 1996-99
9.	51	Darren Welch, 1999-01
	51	Todd Nace, 1989-91


### Triples

1.	15	Bo Davis, 2006-09
2.	14	Kameron Brundy, 2009-12
3.	13	Chad Hebert, 1989-92
4.	11	Matt Shepherd, 2002-04
5.	10	Kyle Logan, 1994-97
	10	Tommy Davis, 1992-94
	10	Sylvester Love, 1986-88
	10	Trey Sutton, 2005-08
9.	9	Jeff Eure, 1979-82
	9	Dean Higdon, 1977-79

### Home Runs

1.	53	Marc Maddox, 2003-06
2.	50	Jeff Cook, 2000-03
3.	46	Brad Willcutt, 2002-05
4.	45	Fred Cooley, 1987-89
5.	43	Tommy Davis, 1992-94
6.	42	Dusty Haley, 1997-01
7.	40	B.A. Vollmuth, 2009-11
8.	39	Derek Reams, 1994-96
9.	38	Doug Cronk, 1986-88
10.	36	Kyle Logan, 1994-97

Jarrett Hoffpauir



# Top Career Performances

## Runs Batted In

1.	236	Brad Willcutt, 2002-05
2.	212	Marc Maddox, 2003-06
3.	204	Tommy Davis, 1992-94
4.	201	Jeff Cook, 2000-03
5.	191	Fred Cooley, 1987-89
6.	178	Kyle Logan, 1994-97
7.	177	Jarrett Hoffpauir, 2002-04
8.	170	Jeremy Albritton, 1996-99
9.	167	Doug Cronk, 1986-88
10.	161	Dusty Haley, 1997-01

## Slugging Percentages

1.	.738	Wilson Plunkett, 1972-74
2.	.665	Braxton Whitehead, 1997
3.	.664	Kevin Young, 1990
4.	.663	Bill Selby, 1991-92
5.	.643	Tommy Davis, 1992-94
6.	.642	Jeremy Schied, 1997-98
7.	.640	B.A. Vollmuth, 2009-11
8.	.599	Cliff Wren, 1996-98
9.	.598	Fred Cooley, 1987-89
10.	.581	Jeff Cook, 2000-03

## Total Bases

1.	514	Marc Maddox, 2003-06
2.	505	Jeff Cook, 2000-03
3.	501	Brad Willcutt, 2002-05
4.	476	Tommy Davis, 1992-94
5.	472	Trey Sutton, 2005-08
6.	441	Kyle Logan, 1994-97
7.	424	Brian Dozier, 2006-09
8.	419	Jeremy Albritton, 1996-99
9.	407	Fred Cooley, 1987-89
10.	390	Cliff Wren, 1996-98

## Stolen Bases

1.	85	Ive Burnett, 1983-86
2.	75	Sylvester Love, 1986-88
3.	66	Scotty Jurich, 1989-91
4.	50	Mike Jacobs, 1984-86
5.	49	Chris Hesse, 1996-97
6.	47	Kyle Logan, 1994-97
47		Brent Covington, 1989-92
8.	39	Jared Martin, 1994-97
39		Doug Benefiel, 1989-92
10.	38	Brady Mills, 1997-98

## Base on Balls

1.	139	Brad Willcutt, 2002-05
2.	133	Andy Woodard, 1990-93
3.	124	Derek Reams, 1994-96
4.	122	Michael Ewing, 2006-09
5.	120	Marc Maddox, 2003-06
120		Ive Burnett, 1983-86
120		Kameron Brundy, 2009-12
8.	104	Trey Sutton, 2005-08
9.	105	Kameron Brundy, 2009-11
10.	103	Doug Benefiel, 1989-92

## Strikeouts

1.	182	Andy Woodard, 1990-93
2.	181	Michael Ewing, 2006-09
3.	174	Doug Benefiel, 1989-92
4.	171	Derek Reams, 1994-96
5.	163	Marc Maddox, 2003-06
6.	158	Dusty Haley, 1997-01

7.	151	Jody Blount, 2004-07
154		Tommy Davis, 1992-94
9.	149	Kameron Brundy, 2009-12
10.	147	Kyle Logan, 1994-97
147		Brent Covington, 1989-92

## Pitching

### Appearances

1.	105	Tyler Kee, 1995-99
2.	103	Collin Cargill, 2008-11
3.	95	Daniel Best, 2003-06
4.	90	Heath Cantrelle, 1994-97
5.	81	Jonathan Johnston, 2006-09
6.	78	Patrick Ezell, 2004-07
7.	73	Frankie McLendon, 1988-92
8.	72	John Nicholas, 2002-05
9.	71	Darrell Lindsey, 1985-88
10.	70	Todd McInnis, 2007-11

### Starts

1.	68	Todd McInnis, 2007-11
2.	55	Darrell Lindsey, 1985-88
3.	52	Barry Bowden, 2005-08
4.	43	Shea Douglas, 2000-02
5.	42	Cliff Russum, 2002-06
6.	37	Jeff Pickich, 1991-93
37		Damon Pollard, 1989-90
8.	36	Chuck Shive, 1987-89
36		Anthony DeWitt, 2001-04
10.	35	Charlie Rogers, 1999-01

### Complete Games

1.	23	Darrell Lindsey, 1985-88
2.	19	Damon Pollard, 1989-90
3.	18	Ray Guy, 1970-72
4.	17	Tom LeGros, 1949-52
5.	15	Frankie McLendon, 1988-92
6.	14	Jeff Pickich, 1991-93
7.	13	Bobby Muhs, 1970-73
13		Buddy Davenport, 1971-73
9.	11	John Gilligan, 1989-90
11		Kent Willis, 1986
11		Rich Corsetto, 1970-71

### Wins

1.	33	Todd McInnis, 2007-11
2.	29	Darrell Lindsey, 1985-88
3.	23	Cliff Russum, 2002-06
23		Damon Pollard, 1989-90
5.	22	Shea Douglas, 2000-02
22		Barry Bowden, 2005-08
7.	19	Collin Cargill, 2008-11
19		Anthony DeWitt, 2001-04
19		Heath Cantrelle, 1994-97
19		Jeff Pickich, 1991-93

### Losses

1.	24	Darrell Lindsey, 1985-88
2.	20	Frankie McLendon, 1988-92
3.	19	Mike Magee, 1983-86
4.	17	Cliff Russum, 2002-06
5.	16	Todd McInnis, 2007-10
6.	16	Ray Guy, 1970-72
7.	15	Dan Pourciau, 1985-86
8.	14	Charlie Rogers, 1999-02
14		Pat Rapp, 1988-89
10.	13	Reggie Wheat, 1993-96

# Top Career Performances

- 13 ..... Doug Munn, 1974-77  
 13 ..... Barry Bowden, 2005-08

8. 12 ..... Daniel Best, 2003-05  
 9. 11 ..... Bradley Roney, 2012  
 10. 10 ..... Brandon Parker, 1995-97

## Decisions

1. 53 ..... Darrell Lindsey, 1985-88  
 2. 49 ..... Todd McInnis, 2007-11  
 3. 43 ..... Bob McCrory, 2001-03  
 4. 40 ..... Cliff Russum, 2002-06  
 5. 35 ..... Barry Bowden, 2005-08  
 6. 34 ..... Shea Douglas, 2000-02  
 34 ..... Damon Pollard, 1989-90  
 34 ..... Frankie McLendon, 1988-92  
 9. 31 ..... Anthony DeWitt, 2001-04  
 31 ..... Heath Cantrelle, 1994-97  
 31 ..... Jeff Pickich, 1991-93

## Strikeouts

1. 374 ..... Darrell Lindsey, 1985-88  
 2. 363 ..... Todd McInnis, 2007-11  
 3. 302 ..... Damon Pollard, 1987-90  
 4. 285 ..... Shea Douglas, 2000-02  
 5. 283 ..... Barry Bowden, 2005-08  
 6. 267 ..... Frankie McLendon, 1988-92  
 7. 266 ..... Ray Guy, 1970-72  
 8. 232 ..... Cliff Russum, 2002-06  
 9. 231 ..... Chuck Shive, 1987-89  
 10. 226 ..... Jeff Pickich, 1991-93

## Innings Pitched

1. 395.1 ..... Todd McInnis, 2007-11  
 2. 381.2 ..... Darrell Lindsey, 1985-88  
 3. 312.0 ..... Frankie McLendon, 1988-92  
 4. 302.0 ..... Barry Bowden, 2005-08  
 5. 289.1 ..... Cliff Russum, 2002-06  
 6. 286.1 ..... Damon Pollard, 1989-90  
 7. 273.0 ..... Shea Douglas, 2000-02  
 8. 270.0 ..... Jeff Pickich, 1991-93  
 9. 260.2 ..... Chuck Shive, 1987-89  
 10. 250.0 ..... Patrick Ezell, 2004-07

## Winning Percentage

1. .923 ..... Danny Shupe, 1996-99  
 2. .791 ..... Bob McCrory, 2001-03  
 3. .762 ..... Brett Legrow, 1993-94  
 4. .750 ..... Daniel Best 2003-06  
 .750 ..... Mark Carson, 1990-91  
 6. .733 ..... Rich Corsetto, 1970-71  
 7. .727 ..... John Gilligan, 1989-90  
 8. .696 ..... Ryan Belanger, 2006-07  
 9. .692 ..... Chuck Shive, 1987-89  
 10. .684 ..... Chris Wagner, 1986-89

## Shutouts

1. 5 ..... Rich Corsetto, 1970-71  
 2. 5 ..... Damon Pollard, 1989-90  
 3. 4 ..... Cliff Russum, 2002-06  
 4 ..... Buddy Davenport, 1971-72  
 5. 3 ..... Cliff Russum, 2002-04  
 3 ..... Shea Douglas, 2000-02  
 3 ..... John Gilligan, 1989-90  
 3 ..... Bobby Muhs, 1970-73  
 3 ..... Ray Guy, 1970-72  
 10. 2 ..... David Clark, 2006-07  
 2 ..... Brett Legrow, 1992-94  
 2 ..... Dan Pourciau, 1985-86  
 2 ..... Mark Erickson, 1977-80  
 2 ..... Steve Knight, 1976-78  
 2 ..... Randy Jamison, 1975-78  
 2 ..... Rod Herring, 1975-76  
 2 ..... Rick Mauldin, 1975-76  
 2 ..... Barry Bowden, 2005-08

## Earned Run Average


1. 1.17 ..... Austin Tubb, 2003-04  
 2. 1.98 ..... Tony Phillips, 1991  
 3. 1.99 ..... Andrew Pierce, 2012  
 4. 2.08 ..... Rich Corsetto, 1970-71  
 5. 2.27 ..... Tyler Conn, 2007-08  
 6. 2.59 ..... Bobby Muhs, 1970-73  
 7. 2.89 ..... Kent Willis, 1986  
 8. 2.93 ..... Collin Cargill, 2008-11  
 9. 2.94 ..... Ray Guy, 1970-72  
 10. 3.02 ..... Damon Pollard, 1989-90

## Walks

1. 223 ..... Darrell Lindsey, 1985-88  
 2. 204 ..... Damon Pollard, 1989-90  
 3. 145 ..... Todd McInnis, 2007-11  
 4. 132 ..... Charlie Rogers, 1999-02  
 5. 131 ..... Cliff Russum, 2002-06  
 6. 128 ..... Frankie McLendon, 1988-92  
 7. 126 ..... Chuck Shive, 1987-89  
 8. 121 ..... Heath Cantrelle, 1994-97  
 121 ..... Jeff Pickich, 1991-93  
 10. 116 ..... Shea Douglas, 2000-02

## Saves

1. 30 ..... Collin Cargill, 2008-11  
 2. 25 ..... Daniel Best, 2002-06  
 3. 23 ..... Tyler Conn, 2007-08  
 4. 20 ..... Austin Tubb, 2003-04  
 5. 17 ..... Tyler Kee, 1996-99  
 6. 14 ..... Mark Kubicki, 1990-91  
 7. 13 ..... Tony Phillips, 1991



# Team Season Records

## Hitting

### At Bats

Season: 2,278..... 2004

### Runs Scored

Season: 516..... 2010

### Hits

Season: 719..... 2004

### Doubles

Season: 161..... 1994

### Triples

Season: 22..... 1983

### Home Runs

Season: 95..... 1997

### Runs Batted In

Season: 478..... 2010

### Batting Average

Season: .324..... 2010

### Total Bases

Season: 1,166..... 2004

### Stolen Bases

Season: 128..... 1985

### Hit By Pitch

Season: 101..... 2010

## Pitching

### Earned Run Average

Season: 1.79..... 1970

### Innings Pitched

Season: 571.0..... 2009

### Strikeouts

Season: 524..... 1995

### Complete Games

Season: 28..... 1990

### Shutouts

Season: 6..... 1971, 1989, 1991, 2007,2008, 2012

## Fielding

### Putouts

Season: 1,728..... 1990

### Assists

Season: 780..... 1999

### Chances

Season: 2,589..... 1991

### Double Plays

Season: 84..... 2010

\*Led the Nation\*

### Fielding Percentage

Season: .974..... 2012




# Year-by-Year Summary

Year	Win	Loss	Tie	Pct.	Coach
1913	1	3	0	25.0	Herring
1914	1	0	0	100.0	Slay
1915	0	1	0	0.0	Slay
1916	1	1	0	50.0	Slay
1917-1918	Did Not Play				
1919	2	3	0	40.0	Slay
1920	8	2	0	80.0	Austin
1921	5	1	1	78.6	Austin
1922	11	7	1	60.5	Austin
1923	9	2	1	79.2	Austin
1924	0	3	0	0.0	Austin
1925	4	2	0	66.7	Bobo
1926	5	2	1	68.8	Bobo
1927	4	4	0	50.0	Bobo
1928	6	2	0	75.0	Bobo
1929	1	9	0	10.0	Saunders
1930	2	11	0	15.4	Saunders
1931-1933	Did Not Play				
1934	3	9	0	25.0	Hubert
1935	0	3	0	0.0	Hubert
1936-1946	Did Not Play				
1947	9	4	0	69.2	Green
1948	11	11	0	50.0	Vann
1949	10	10	0	50.0	Vann
1950	5	6	0	45.5	Stuart
1951	7	6	1	53.6	Stuart
1952	6	5	0	54.5	Stuart
1953	9	1	0	90.0	Stuart
1954	10	2	0	83.3	Stuart
1955	7	4	0	63.6	Stuart
1956	7	8	1	46.9	Stuart
1957	4	8	0	33.3	Stuart
1958	7	7	0	50.0	Stuart
1959	10	5	0	66.7	Taylor
1960	14	3	0	82.4	Taylor
1961	12	7	0	63.2	Taylor
1962	8	7	1	53.1	Taylor
1963	10	12	1	45.7	Taylor
1964	15	5	0	75.0	Taylor
1965	15	4	0	78.9	Taylor
1966	9	11	0	45.0	Taylor
1967	9	13	0	40.9	Taylor
1968	8	12	0	40.0	Taylor
1969	3	13	0	18.8	Taylor
1970	10	13	0	43.5	Taylor
1971	17	10	0	63.0	Taylor
1972	12	16	0	42.9	Taylor
1973	12	12	0	50.0	Taylor
1974	16	12	0	57.1	Taylor
1975	15	16	0	48.4	Taylor
1976	20	21	0	48.8	Taylor
1977	17	16	0	51.5	Taylor
1978	15	24	0	38.5	Taylor
1979	13	21	0	38.2	Taylor
1980	17	13	0	56.7	Taylor
1981	23	26	0	46.9	Taylor

# Year-by-Year Summary

1982	9	24	0	27.3	Taylor
1983	11	33	0	25.0	Taylor
1984	13	36	2	27.5	Denson
1985	28	41	0	40.6	Denson
1986	31	30	0	50.8	Denson
1987	37	25	0	59.7	Denson
1988	36	26	0	58.1	Denson
1989	36	26	0	58.1	Denson
1990	42	25	0	62.7	Denson
1991	42	24	0	63.6	Denson
1992	31	28	0	52.5	Denson
1993	33	26	0	55.9	Denson
1994	37	24	0	60.7	Denson
1995	36	24	0	60.0	Denson
1996	32	28	0	53.3	Denson
1997	34	23	0	59.6	Denson
1998	30	28	0	51.7	Palmer
1999	40	23	0	63.5	Palmer
2000	32	26	0	55.1	Palmer
2001	27	32	0	45.8	Palmer
2002	36	22	0	62.1	Palmer
2003	47	16	0	74.6	Palmer
2004	45	19	0	70.3	Palmer
2005	41	21	0	66.1	Palmer
2006	39	23	0	62.9	Palmer
2007	39	23	0	62.9	Palmer
2008	42	22	0	65.6	Palmer
2009	40	26	0	60.6	Palmer
2010	36	24	0	60.0	Berry
2011	39	19	0	67.2	Berry
2012	32	24	0	57.1	Berry
<b>Totals</b>	<b>1,508</b>	<b>1,220</b>	<b>10</b>	<b>55.3</b>	



Derek  
Reams

# All-Time Letterwinners

## A

Abadie, Chuck .....1972  
 Abbey, David ..... 1969-70-71  
 Adams, Bryan .....2001  
 Adams, Eric ..... 1997-98  
 Addison, Jimmy ..... 1979-80  
 Adkins, Luke ..... 2006-07  
 Adkins, Tommy .....1973  
 Agent, Jimmy .....1988  
 Akins, Jack .....1956  
 Akins, Leon ..... 1958-59-60-61  
 Albritton, Jeremy ..... 1996-97-98-99  
 Alford, Spud .....1975  
 Allen, James .....1961  
 Allgood, Billy ..... 1951-52-53  
 Allison, Reed ..... 1982-83  
 Anderson, Mike .....1990  
 Antonelli, Ray ..... 2003-04  
 Archer, Joey .....2009-10  
 Assaf, Ed ..... 1966-67-68  
 Atkins, Phil .....1975-76-77  
 Artman, Michael ..... 1999-01

## B

Baer, Ron ..... 1979-80  
 Baker, Frank ..... 1965-66-67  
 Bale, John ..... 1995-96  
 Bales, Jared ..... 2011-12  
 Ballard, Shannon ..... 1995-96  
 Ballinger, J.R. ....2007-08-09  
 Baltz, Matt .....1996-97-98-99  
 Barfield, Doug ..... 1954-55-56-57  
 Barnhill, George ..... 1967-68-69  
 Barron, Connor .....2012  
 Barron, Pascal ..... 1956-57  
 Barry, Hal ..... 1979-80  
 Basford, Sammy ..... 1984-85  
 Basinger, Cole .....2005-06  
 Batson, Chet ..... 1999-00  
 Becker, Rick .....1977  
 Beckler, Fred ..... 1969-70  
 Belanger, Ryan .....2006-07  
 Benefiel, Doug ..... 1989-90-91-92  
 Benson, Matt ..... 2002-2003  
 Bentley, Kevin ..... 1993-95  
 Best, Daniel .....2003-04-05-06  
 Bexley, Bill .....1949  
 Billeaud, Josh .....2008  
 Bishop, Tom ..... 1950-51  
 Blasingame, Elmo ..... 1950-51  
 Blount, Jody .....2004-05-06-07  
 Bobo, Doug .....1961  
 Bonds, Scotty ..... 1989-90  
 Boothe, Robert ..... 1955-58  
 Borries, Doug .....1985  
 Bosch, Wayne .....1983  
 Bourgeois, Don .....1981  
 Bourgeois, Marc .....2010-11  
 Bourgeois, Travis ..... 1985-86  
 Bowden, Barry .....2005-06-07-08  
 Bowden, Nathan .....2001  
 Boxley, James .....1992

Boyd, Larry .....1981  
 Bracey, Perry ..... 1970-71-72-73  
 Bradford, Chad .....1996  
 Bradley, Gene .....1953  
 Bradley, Greg .....1984  
 Brady, Mike .....1972  
 Braun, Oscar .....1961  
 Breal, Greg .....1984  
 Brechtel, John ..... 1961-62-63  
 Breene, Billy ..... 1972-73-74-75  
 Brennan, Bert .....1973  
 Brewer, Tommy .....1997  
 Broadus, Jonathan .....1999  
 Brock, Al .....1972  
 Broomer, Bradley .....1996  
 Brown, Blake .....2012  
 Brown, Caleb .....1997  
 Brown, Houston .....2008  
 Brown, Jerry ..... 1962-63  
 Brown, Jim ..... 1958-59  
 Brunty, Kameron .....2009-10-11-12  
 Bryant, Greg ..... 1983-84  
 Buchanan, Mark .....2010  
 Buchanon, Dick .....1980  
 Buffington, Ray ..... 1960-62  
 Burger, Eddie .....2004-05-06  
 Burns, Rob .....2005  
 Burnett, Ive ..... 1983-84-85-86  
 Butler, Curley .....1954  
 Byrne, Scott, 1951-52

## C

Cabiniss, George ..... 1964-65-66  
 Cain, Casey ..... 1994-95  
 Caire, Matt ..... 2005-06  
 Calcote, Colby ..... 1999-00  
 Cameron, Stacy ..... 1987-88-89-90  
 Campbell, Kim .....1975  
 Campbell, Steve ..... 1966-67-68  
 Cannizarro, Gary ..... 1973-74-75-76  
 Cannon, David ..... 1983-84  
 Cantrelle, Heath ..... 1994-95-96-97  
 Capell, Art ..... 1980-81  
 Cargill, Collin .....2008-09-10-11  
 Carlson, Jim ..... 1976-77  
 Carpenter, James Ray ..... 1948-49-50  
 Carpenter, Jed .....1951  
 Carrozza, Falco .....1947  
 Carson, Drew ..... 2005-06-07-08  
 Carson, Mark ..... 1990-91  
 Cashion, Mike .....2004-05-07  
 Castanedo, Tommy .....1990  
 Castelluccio, Pete .....1994  
 Castleman, Stephen...2000-01-02-03  
 Cavanaugh, Jared .....2007  
 Centenni, Rick .....1981  
 Chance, Tony ..... 1968-69-70-71  
 Chancey, Ben ..... 1983-84  
 Chanove, Ed ..... 1971-72-73  
 Cheek, Scott ..... 1998-99  
 Christenberry, David .....1991  
 Clanton, Bruce .....1987

Clark, David .....2006-07-08  
 Clark, Eugene "Jeep" ..... 1951-52  
 Clark, Russell .....1974  
 Coats, Willie Gene ..... 1957-58-59  
 Cochran, Jason .....1995  
 Coggin, Cliff ..... 1948-49  
 Coker, Kevin .....2003-04-05-06  
 Coker, Tracy .....1982  
 Cole, Greg ..... 1989-90  
 Coleman, Keith .....1986  
 Combest, Steve .....1981  
 Conn, Tyler ..... 2007-08  
 Conner, Greg ..... 1989-90  
 Cook, Glyn .....1947  
 Cook, Jeff .....2000-01-02-03  
 Cooley, Fred ..... 1987-88-89  
 Cooley, John .....1955  
 Copeland, Scott ..... 2009-10  
 Cornelius, Tyran ..... 1994- 95  
 Cornish, Bill ..... 1994-95  
 Corr, Don .....1982  
 Corsetto, Rich ..... 1970-71  
 Covington, Brent ..... 1989-90-91-92  
 Covington, Chad .....1995  
 Cox, Rich ..... 1978  
 Cranford, Doc .....1947  
 Cranford, Ken .....1950  
 Crawford, Donny .....1976  
 Crawford, James ..... 1961-62  
 Crawford, Randy .....1988  
 Creel, Travis ..... 2010-11-12  
 Cronk, Brian .....1987  
 Cronk, Doug ..... 1986-87-88  
 Crosby, Matt ..... 1992-93  
 Cuevas, Trey .....2005-06-07-08  
 Cumberland, Don .....1978  
 Curtis, Dawson .....1954  
 Cutillo, Bill ..... 1963-64-65

## D

Daniels, Terry .....1978  
 Darby, Scott .....1984  
 Davenport, Buddy ..... 1971-72  
 Davenport, Jack ..... 1981-82  
 Davenport, Jim ..... 1952-53-54  
 Davis, Bo .....2006-07-08-09  
 Davis, Jeff .....1996-97-98  
 Davis, Jeremy .....2007  
 Davis, Leighton ..... 2006-07  
 Davis, Mike .....1987  
 Davis, Tom .....1967  
 Davis, Tommy ..... 1992-93-94  
 Day, Dillon ..... 2010-11-12  
 Day, Jimmy ..... 1972-74-75-76  
 Deaton, David ..... 1982-83  
 Dedwylder, Charles ..... 1959-60-61  
 Dement, Robert .....1947  
 Demorulle, Dack ..... 1991-92  
 Denon, Hill .....1966  
 Devrow, Billy ..... 1964-65-66  
 Dewease, Glen ..... 1979-80  
 DeWitt, Anthony .....2001-02-03-04

# All-Time Letterwinners

Diamond, Jorey ..... 1995-96  
 Dickinson, Bo ..... 1956-57  
 Dickson, Billy ..... 1960-61-62-63  
 Didier, Mel ..... 1948  
 DiFatta, Joey ..... 1978  
 Diliberto, Justin ..... 2010-11  
 Doleac, Adam ..... 2008-09-10-11  
 Doss, Anthony ..... 2008-10  
 Douglas, Shea ..... 2000-01-02  
 Dozier, Brian ..... 2006-07-08-09  
 Drehoff, Jake ..... 2012  
 Dueitt, Raimund ..... 1976-77  
 Duggan, Jack ..... 1987  
 Duncan, Mac ..... 1986-87  
 Dunn, Chris ..... 2001  
 Dutil, Mickey ..... 1990-92-93  
 Dyess, Glenn ..... 1995

## E

Eckstein, Eric ..... 1994-95  
 Eddy Don ..... 1955  
 Edwards, Burt ..... 1961-62  
 Edwards, Mike ..... 1971-72  
 Ellis, Mark ..... 2010-11  
 Ellis, Ryan ..... 2012  
 Ellzey, John ..... 1976  
 Emmons, Mike ..... 1991  
 Endt, Alvin ..... 1954  
 Engles, Tony ..... 1966-67  
 Erickson, Mark ..... 1977-78-79-80  
 Estes, Eric ..... 1992-93  
 Ethridge, Earl ..... 1959-60-61-62  
 Eure, Jeff ..... 1979-80-81-82  
 Ewing, James ..... 2007-08-09  
 Ewing, Michael ..... 2006-07-08-09  
 Exum, Bob ..... 1962-63-64  
 Ezell, Patrick ..... 2004-05-06-07

## F

Faggard, Morris ..... 1947-48  
 Fail, Murray ..... 1980  
 Farason, Pete ..... 1970-71  
 Farias, Erik ..... 1997  
 Farrar, Sonny ..... 1958-59  
 Farris, Jimmy ..... 1975-76-77-78  
 Favre, Irwin ..... 1966-67  
 Fayard, Lionel ..... 1970-71  
 Federico, Michael ..... 1997  
 Fields, Josh ..... 2008-09  
 Finnegan, Chris ..... 1999-00  
 Fischer, Ken ..... 1955-56-57  
 Fishburn, Chris ..... 1999-00  
 Fleming, Russell ..... 1987-88  
 Flynt, Johnny ..... 1968-69-70-71  
 Ford, Charles ..... 1969  
 Foret, Lyle ..... 1974-75-76-77  
 Foret, Wayne ..... 1973  
 Fortenberry, Jason ..... 1995-96-97-98  
 Fowler, Chase ..... 2010-11-12  
 Fowler, Jacob ..... 2005  
 Freeman, Muss ..... 1948-49  
 Fricther, Sam ..... 1970-71-72

Fries, Tom ..... 1948  
 Frith, Ryan ..... 2003-04  
 Fuell, Don ..... 1960  
 Fulton, Danny ..... 1978  
 Furr, Andrew ..... 2012

## G

Gallagher, Jack ..... 1951-52  
 Garner, Bobby ..... 2001-02  
 Garret, Richard ..... 1981-82  
 Gatin, Greg ..... 1993-95  
 Gaudet, Allen ..... 1987  
 Gautreau, David ..... 1993-94  
 George, Fred ..... 1962-63-64-65  
 George, Thad ..... 1978  
 Gerhardt, Rich ..... 1982  
 Gessner, John ..... 1985-86-87-88  
 Giannini, Cameron ..... 2012  
 Gilligan, John ..... 1989-90  
 Glasman, Mike ..... 1985  
 Graeter, Ashley ..... 2011-12  
 Grant, Josh ..... 2004  
 Graves, Kenny ..... 1986-87-88-89  
 Graves, Travis ..... 2009-10  
 Green, Jim ..... 1961-62-63  
 Greschuk, John ..... 1962-63  
 Grice, David ..... 1998  
 Griffin, Beau ..... 2002-03-04-05  
 Guin, Jason ..... 1986  
 Gutierrez, Alex ..... 1981-82-83  
 Guy, Ray ..... 1970-71-72

## H

Haley, Dusty ..... 1997-99-00-01  
 Hall, Bubba ..... 1990  
 Hall, Clint ..... 1972-73  
 Hamrick, Mark ..... 1950-51  
 Haney, Greg ..... 1980  
 Hannon, Gary ..... 1964-65-66-67  
 Harbuck, Ken ..... 1983-84  
 Harmon, John ..... 1980  
 Harrington, Larry, Jr. .... 1979-80  
 Harrington, Micky ..... 1952-53-54-55  
 Harrison, Justin ..... 1995  
 Harst, Chance ..... 2007  
 Hartel, Bailey ..... 2006-07  
 Hatten, Billy ..... 1955-56-57-58  
 Hatten, Stephen ..... 1994  
 Hawthorne, Ricky ..... 1979  
 Hays, Pete ..... 1964-65-66-67  
 Hebert, Chad ..... 1989-90-91-92  
 Henderson, Teno ..... 1962-63  
 Herring, Bobby ..... 1981-82  
 Herring, Rod ..... 1975-76  
 Herrington, J.W. .... 1947-48-49  
 Hesse, Chris ..... 1996-97  
 Hester, Seth ..... 2008-09-10-11  
 Hester, Steven ..... 1998  
 Higdon, Dean ..... 1977-78-79  
 Hitt, Carter ..... 1998  
 Hodges, Red ..... 1947  
 Hoeflich, Brett ..... 2005

Hoffpauir, Jarrett ..... 2002-03-04  
 Hoffpauir, Josh ..... 2000  
 Hogg, Jeff ..... 1983-84  
 Hollingsworth, Carl ... 1959-60-61-62  
 Hollingsworth, Chuck ..... 1980  
 Holloway, C.E. .... 1949  
 Holmes, David ..... 1951  
 Homan, Mike ..... 1976-78-79  
 Hoover, Larry ..... 1976-77  
 Hopper, Scott ..... 1979  
 Horn, Chase ..... 2011-12  
 Howard, Patrick ..... 1995-96  
 Howell, David ..... 1982-83  
 Hughes, Robert ..... 1983  
 Hurley, Brian ..... 2002

## I

Iovino, Anthony ..... 1977-78-79-80  
 Israel, Griff ..... 2002-03

## J

Jackson, Harold ..... 1980-81-82-83  
 Jackson, Wayne ..... 1948-49-50  
 Jacobs, Mike ..... 1984-85-86  
 Jamison, Randy ..... 1975-76-77-78  
 Jefcoat, Barry ..... 1989-90  
 Jeffcoats, James ..... 1949  
 Jenkins, Rusty ..... 1991-92  
 Jennings, Danny ..... 1979-80-81  
 Johnson, Drew ..... 1998  
 Johnson, Toddric ..... 2006  
 Johnston, Earl ..... 1997-98  
 Johnston, Jonathan ..... 2006-07-08-09  
 Johnston, Mark ..... 1984  
 Jones, Josh ..... 2010  
 Jones, Matt ..... 1981  
 Jones, Richard ..... 1959  
 Jordan, Buddy ..... 1965-66-67-68  
 Jordan, Cliff ..... 1984  
 Jurich, Scotty ..... 1989-90-91

## K

Kaiser, Keith ..... 1994-95  
 Kammerer, James ..... 1994  
 Karlin, Kevin ..... 1987-88  
 Kee, Tyler ..... 1997-98-99  
 Kelley, George ..... 1949-50  
 Kenna, Johnny ..... 1978-79-80  
 Kennedy, Gregg ..... 1993  
 Key, Robbie ..... 1987  
 Keyes, Ronald Ray ..... 1976-77  
 King, Clint ..... 2002-03  
 King, Homer ..... 1973  
 King, Jordan ..... 2007  
 King, Paxton ..... 2010-11-12  
 Kirkland, Cliff ..... 1973-74  
 Knight, Steve ..... 1975-76-77-78  
 Koelling, Tyler ..... 2009-10-11  
 Komp, George ..... 1978  
 Koski, Bill ..... 1961  
 Kozlowski, Brian ..... 1983-84-85  
 Krebs, Gary ..... 1973-74-75-76

# All-Time Letterwinners

Kreeger, Dennis.....1966  
 Kritscher, Ryan..... 1992-93-94  
 Kubicki, Marc..... 1990-91

## L

LaGroue, Fred..... 1986-87  
 Laird, Earl.....1983  
 Lance, Kenny..... 1975-76-77  
 Landers, Phil..... 1978-79  
 Langford, Eddie..... 1948-49  
 Lauderdale, Daryl.....1972-73-74  
 Leach, Brent..... 2002-03  
 Leach, Brian.....2008  
 LeGros, John.....1947  
 LeGros, Tom..... 1949-50-51-52  
 LeGrow, Brett..... 1993-94  
 Lekick, Wayne..... 1959-60  
 Lindsey, Darrell..... 1985-86-87-88  
 Lindsey, Kyle.....2009  
 Livingston, Cody.....2012  
 Logan, Chris.....1990-91-93-94  
 Logan, Kyle..... 1994-95-96-97  
 Long, Arthur.....1947  
 Longordo, Bob.....1957  
 Lott, Billy..... 1963-64-65  
 Lott, Darwin.....1971  
 Lott, Dewey.....1982  
 Lott, Joe.....1964-65-66  
 Lovdahl, Terry..... 1977-79  
 Love, Sylvester..... 1986-87-88  
 Lowe, Cliff..... 1975-76  
 Lowery, Jason.....2002-03-04-05  
 Luke, Cary..... 1995-96

## M

MacNamara, Ryan.....2010  
 Maddox, Marc.....2003-04-05-06  
 Magee, Mike.....1983-84-85-86  
 Mann, Karl.....1972  
 Mann, Todd..... 1987-88  
 Maras, Danny.....1948  
 Marbury, Donovan..... 1997-98  
 Martin, Billy..... 1956-57  
 Martin, Jared..... 1994-95-96-97  
 Martin, Joe..... 2011-12  
 Massengale, Stan..... 1979-80-81-82  
 Massey, Ken.....1953  
 Massey, Scott.....2006  
 Masson, Glen.....1973  
 Matesich, Chris.....2005-06-07-08  
 Matherne, Curtis.....1967  
 Matlock, Will.....2005  
 Mattox, Alan..... 1983-84  
 Mauldin, Rick..... 1974-75  
 Maxie, Kyle..... 2008-09  
 Maxwell, Patrick.....2006  
 May, Jack.....1956  
 May, Jesse.....1974-75  
 McBay, Glen..... 1955-56  
 McCaskill, Jackie..... 1967-68  
 McClellan, Mike.....1965  
 McCollum, Sedgewick..... 1988-89

McComb, Matt..... 1993-94  
 McCoy, John.....1986  
 McCrory, Bob.....2001-02-03  
 McDaniels, Tom.....1968  
 McDaniels, Rusty.....2001  
 McDonald, Don.....1965  
 McGough, Billy.....1993  
 McGowan, John.....1947  
 McGrath, Mike.....1986  
 McInnis, Todd.....2007-08-09-10-11  
 McIntyre, Les..... 1957-58-61  
 McKay, Alex..... 1977-78-79-80  
 McKeiver, Jim.....1972  
 McLendon, Frankie... 1989-90-91-92  
 McMahan, James.....2012  
 McMaster, Eric..... 1998-99  
 McNair, Joe..... 1951-52  
 Meeks, Lawrence.....1958  
 Melton, Davis..... 1950-51  
 Membrano, Mike.....1982  
 Migliore, John..... 1985-86-87-88  
 Mikel, Billy.....1970  
 Miley, Sam..... 1953-54  
 Miller, Bruce..... 1962-63-65  
 Miller, Rusty..... 1971-72  
 Miller, Todd..... 1986-87  
 Mills, Brady.....1997-98  
 Mingo, Mandella.....2010  
 Minton, Mike..... 1979-80-81-82  
 Mitchell, Steve..... 1956-57  
 Mitcherson, Jim.....1952  
 Monroe, Tommy.....1968-69-70-71  
 Montgomery, Brad.....2001  
 Moreland, Mike..... 1987-88  
 Morgan, Matt.....1994  
 Morrow, Tommy..... 1958-59-60  
 Moser, Brent.....1995-96  
 Mosley, Ben..... 2000-01  
 Moss, Harold..... 1951-52-53  
 Moss, Jeff.....1985  
 Moziejko, Richard.....1960  
 Muhs, Bobby..... 1970-71-72-73  
 Munn, Doug.....1974-75-76-77  
 Munoz, Moses.....2009  
 Murray, Donnie..... 1978-79  
 Myrick, Jay..... 2010, 2012

## N

Nace, Todd..... 1989-90-91  
 Nelson, John.....1961  
 Nettles, Dean.....1984  
 Nettles, Scott..... 1982-84  
 Newell, Kirby..... 1978-79  
 Nicholas, John..... 2003-04-05  
 Nilsen, Jordan.....1998  
 Nixon, Darrin..... 1985-86-87  
 Nobles, Benny Ray.....1947  
 Nuckols, James.....1970  
 Nunez, Taylor.....2012  
 Nutt, Mike.....1969

## O

O'Barr, Bobby.....1950  
 Oliver, Don.....1978  
 Oliver, Marshall..... 1987-88  
 O'Ravez, David.....1986  
 Ortego, Jody.....1983  
 Owen, Brad..... 2005-06  
 Owens, John..... 1978-79-80

## P

Padgett, Paul.....1952  
 Palacios, Hector..... 1985-86-87  
 Palmer, Corky..... 1974-75-76-77  
 Palmer, Dale..... 1977-79  
 Parker, Brandon..... 1995-96-97  
 Pearson, Doug..... 1981-82  
 Pepper, Hugh Laurin..... 1953-54  
 Perrett, Tyler.....2005  
 Pfaff, Scott..... 1998-99  
 Pfeifer, Todd..... 1981-82  
 Phillips, Bubba..... 1947-48  
 Phillips, Chuck.....1981  
 Phillips, Hop..... 1949-50  
 Phillips, Shelley..... 1947-48  
 Phillips, Tony.....1991  
 Pickich, Jeff..... 1991-92-93  
 Pierce, Andrew.....2012  
 Pinnix, Jimbo..... 1995-96  
 Pitre, Shawn.....1988  
 Plunkett, Wilson..... 1972-73-74  
 Pollard, Damon..... 1989-90  
 Poole, Boothe.....1952  
 Poole, Gerald..... 1959-60  
 Posey, Jackson.....2011  
 Pourciau, Dan.....1986  
 Powers, Alan..... 1983-84  
 Prater, Gary..... 1956-57-58  
 Pressley, Ray..... 1947-48  
 Pridmore, Ricky.....1974-75-76-77  
 Pullen, Shane..... 1993-94

## Q

Qualls, Derek.....1991  
 Quave, Pete..... 1962-63-64  
 Quinn, Brent..... 2000-01

## R

Ragland, Evan..... 1947-48  
 Ramsey, Donald.....1968  
 Rapp, Pat..... 1988-89  
 Rasco, George..... 1968-69  
 Rawson, Anthony.....2001  
 Reams, Derek..... 1994-95-96  
 Reinike, Chris.....1996  
 Renteria, Nahum.....1998  
 Rentz, Irvin..... 1976-77-78-79  
 Revon, Nick..... 1952-53-54  
 Reynolds, Henry..... 1947-48  
 Rhymes, Lamar.....1947  
 Rice, Ken.....1982  
 Richie, Chris..... 1991-92  
 Rigby, Tom..... 1980-81

# All-Time Letterwinners

Robinson, Jarrad.....2001  
 Robbins, Chris..... 1990-91  
 Robbins, Mason.....2012  
 Roberson, Rick..... 1974-75  
 Roberson, Steve.....1990  
 Roberts, Bruce.....1982  
 Roberts, Wil.....1989  
 Roberts, Will.....1985  
 Rodriguez, Isaac..... 2010-11-12  
 Rodriquez, Jack..... 1970-71-72-73  
 Rogers, Chad..... 2000-01  
 Rogers, Charlie..... 1999-00-01-02  
 Rogers, Josh..... 2011-12  
 Roney, Bradley.....2012  
 Ross, Duane..... 1987-88  
 Rossello, Dennis..... 1974-75-76  
 Roussel, Austin.....2012  
 Royals, Jim.....1972  
 Russum, Cliff..... 2002-03-04-06  
 Ryan, Bruce.....1947  
 Ryan, Glen.....1957  
 Ryan, Tom.....1959  
 Rymer, Jeff..... 1982-83-84

## S

Satcher, Doug..... 1964-65  
 Scarborough, Boomer..... 2011-12  
 Schemmel, Jason..... 1997-98  
 Schied, Jeremy..... 1997-98  
 Schlagel, Cody..... 2009-10  
 Scott, DeQuincy..... 1998-99-00  
 Scott, Mike.....1970  
 Scott, Tick..... 1955-56  
 Selby, Bill..... 1991-92  
 Seroka, Chris..... 1985-86  
 Seymour, Joe..... 1949-50  
 Shaw, Matthew.....2011  
 Sheedy, Dennis..... 1974-75  
 Sheets, Bob.....1969  
 Shepherd, Matt..... 2002-03-04  
 Shive, Chuck..... 1987-88-89  
 Shupe, Danny.....1998  
 Silva, Terry..... 1963-64-65  
 Simmons, Jason..... 1989-90-91  
 Simpson, Jason..... 1992-93-94  
 Sims, Sawyer.....1947  
 Sims, Tommy..... 1985  
 Sinquefield, David.....1975  
 Skeen, Brad..... 1990-91  
 Skrmetta, Matt.....1992  
 Smeltzer, Mike.....1988  
 Smith, Adam..... 2003-04  
 Smith, Jerry.....1966  
 Smith, Lance.....1997  
 Smith, Mark.....1977  
 Smith, Nick.....2009  
 Smith, Sammy..... 1973-74-75-76  
 Smith, Scott.....2000  
 Smith, Shawn..... 1986-87  
 Snell, Reese..... 1948-49-50  
 Spotts, Chad.....1992  
 Spring, Randy.....1991

Stancel, Mark.....1983  
 Stanley, Jeff..... 2009-10  
 Steele, David..... 2005-06  
 Stephens, Bert..... 1981-82  
 Sterling, Michael..... 2012  
 Stevens, Corey..... 2008-09  
 Stevens, Craig..... 1973-74  
 Stevens, Hop.....1949  
 Stewart, Daniel..... 2001-02  
 Stouder, Steve..... 1978-79  
 Stout, Danny..... 1999-00  
 Stout, Steve..... 1978-79  
 Stover, Scott.....1998  
 Stoy, Clint..... 2001-02  
 Suits, Jay..... 1979-80  
 Sumrall, George..... 1965-66-67  
 Sutherland, Ricky..... 1973-74-75-76  
 Sutton, Trey..... 2005-06-07-08

## T

Talarico, Joe.....1971  
 Taylor, Doug..... 1975-76-77-78  
 Terry, David..... 1975-76-77  
 Thomas, Geoffrey..... 2010-11  
 Thomason, Josh.....2011  
 Thompson, Jay..... 1987-88  
 Thompson, Jonathan.....2011  
 Thoms, J.J.....1998  
 Tippin, Rick..... 1979-80-81  
 Tisdale, Brooks..... 1953-54-55  
 Todd, Jeff..... 1995-96-97  
 Townsend, Mark..... 1978-80  
 Tregre, Bill.....1955  
 Tritz, Noah..... 2003-04  
 Trowbridge, Curt.....1979  
 Trusty, Rick.....1978  
 Tubb, Austin..... 2003-04

## U

Upton, Kaye.....1960  
 Usey, Tony.....1956

## V

Valentine, Eddie.....1976  
 Valluzzo, Nick..... 2004-05-06  
 Valrie, Kerry..... 1988-90  
 Van Kotten, Chad..... 1989-90  
 Vann, Thad Jr..... 1967-68  
 Vasquez, Juan..... 1982-83-84-85  
 Vaughn, Cliff..... 1960-61  
 Velasquez, Carlos..... 2002-03-04  
 Vetrano, Joe.....1948  
 Vinson, Ric..... 1962-63  
 Vitrano, John..... 1967-68-69-70  
 Vlaming, Mike..... 1968-69  
 Vodicka, Jerry..... 1957-58  
 Vollmuth, B.A..... 2009-10-11

## W

Wade, Ben..... 2006-07  
 Wagner, Brian.....1998  
 Wagner, Chris..... 1986-87

Waites, Fred.....1947  
 Walker, David Lee .... 1950-51-52-53  
 Walker, Josh..... 1998-99  
 Walker, Taylor..... 2009-10  
 Wallace, Billy..... 1977-78  
 Walters, Kris.....1992  
 Walters, Rabbit.....1949  
 Warren, Matt.....2009-10-11-12  
 Washington, Curtis..... 1980-81  
 Waters, Bucky.....1947  
 Waters, Fred..... 1947-48  
 Waters, Hub..... 1952-53-54-55  
 Waters, Jack.....1947  
 Waters, Joel.....1980  
 Weathers, Wade..... 2008-09  
 Weekley, Chris.....1995  
 Weiss, Ken.....1967  
 Welch, Darren..... 1999-00-01  
 Weldy, Mark..... 1980-81  
 Wells, Red.....1958  
 Wesler, Mike..... 1980-81  
 Wesson, Larry..... 1990-91-92-93  
 Wheat Jimmy.....1976  
 Wheat, Reggie..... 1993-94-95-96  
 White, Jimmy.....1981  
 White, Milton..... 1951-52  
 Whitehead, Braxton.....1997  
 Whitehead, Russell.....1993  
 Whitehead, Wayne.....1988  
 Whittington, Mitch.....1990  
 Wilhelmi, Bill..... 1959-60  
 Willcutt, Brad.....2002-03-04-05  
 Williams, Billy.....1949  
 Williams, Joel..... 1968-69-70  
 Williams, Lee.....1991  
 Williamson, Jeremy..... 1993-94-95  
 Willis, Kent.....1986  
 Willoughby, Earl.....1963  
 Willoz, Frank..... 1968-69-70  
 Winstead, Keith..... 2007-08  
 Wilson, Bob.....1974  
 Wilson, Jerry "Whitey".....  
 1962-63-64-65  
 Windham, Rod..... 1966-67-68-69  
 Wingham, Allen..... 2001-02  
 Wirtz, Roger..... 1977-78-79  
 Witherspoon, Vernon.....1975  
 Woodard, Andy..... 1990-91-92-93  
 Woolley, Greg..... 1999-00  
 Wren, Cliff..... 1996-97-98  
 Wright, Jonathan.....2001

## Y

Young, Kevin.....1990  
 Young, Ron..... 1960-61-62-63  
 Youngblood, Ron..... 1956-57-58

## Z

Zaremba, Kevin.....1993  
 Zimmerli, Craig..... 1995-96

# Year-by-Year Team Batting

## Hitting Stats

Year	G	AVG	AB	R	H	2B	3B	HR	RBI	TB	SLG	BB	HBP	SO	GDP	OB%	SF	SH	SB-SBA	
2012	56	.278	1878	306	523	88	17	15	273	690	.367	215	64	390	28	.367	29	46	57-81	
2011	58	.300	2022	396	607	110	18	41	353	876	.433	257	57	338	44	.390	24	59	24-40	
2010	60	.324	2131	516	690	120	14	76	478	1066	.500	284	101	369	47	.422	30	46	54-75	
2009	66	.305	2225	508	678	110	13	73	465	1033	.464	298	70	393	65	.399	28	35	45-69	
2008	64	.290	2202	405	639	117	12	76	370	1008	.438	258	75	462	46	.381	15	32	33-52	
2007	62	.287	2115	380	606	116	8	48	330	882	.417	278	68	375	44	.384	18	32	44-70	
2006	62	.314	2170	492	682	92	19	81	445	1055	.486	284	83	390	40	.409	27	32	54-75	
2005	62	.313	2218	467	694	149	10	60	419	1043	.470	278	65	365	54	.401	23	20	58-81	
2004	64	.316	2278	506	719	139	19	90	456	1166	.512	263	50	408	51	.394	28	29	21-41	
2003	63	.319	2230	497	712	142	15	89	454	1151	.516	255	51	412	46	.396	34	33	41-54	
2002	58	.304	2036	420	619	128	8	54	376	925	.454	251	79	342	45	.397	27	31	64-89	
2001	59	.279	1981	321	552	102	15	44	289	816	.412	230	58	381	48	.366	25	25	29-51	
2000	58	.296	2069	412	613	106	8	74	362	957	.463	220	45	359	24	.374	16	19	49-67	
1999	63	.310	2226	441	690	124	11	71	398	1049	.471	244	67	367	67	.389	37	18	53-77	
1998	58	.311	2075	437	646	130	17	77	411	1041	.502	216	43	346	43	.383	31	16	61-81	
1997	57	.317	2039	464	647	117	8	95	414	1065	.522	185	87	383	36	.394	22	19	86-123	
1996	60	.292	2045	379	598	123	9	52	332	695	.438	206	55	439	35	.368	27	18	109-147	
1995	60	.265	2055	362	545	126	9	53	320	848	.413	236	40	436	15	.350	16	25	111-142	
1994	61	.323	2204	489	712	161	16	61	438	1088	.494	253	51	369	19	.402	21	41	80-108	
1993	59	.295	2037	390	600	102	18	54	348	900	.442	228	35	411	39	.372	22	32	83-119	
1992	59	.297	2032	404	604	105	18	62	363	931	.458	231	33	405		.378	20	24	94-128	
1991	66	.294	2265	422	667	138	17	57	364	1010	.446	289	30	433		.389	32	17	106-146	
1990	67	.289	2270	398	656	133	14	41	352	940	.414	251	34	412		.368		27	86-128	
1989	62	.280	2087	415	584	112	19	61	360	917	.439	292	30	411		.376	29	24	72-104	
1988	62	.280	2110	405	591	102	11	89	351	982	.465	233	21	388		.357		31	119-159	
1987	62	.283	1991	370	564	103	18	51	330	856	.430	213	22	329	49	.359	16	41	85-115	
1986	61	.272	1977	342	538	105	20	56	294	850	.430	218	41	335	43	.353	14	35	106-144	
1985	69	.247	2058	376	509	102	14	60	306	819	.398	328	40	470	40	.362	28	20	128-172	
1984	51	.284	1552	260	440	78	11	32	222	636	.410	183	21	253	35	.367	16	4	96-136	
1983	44	.284	1343	220	382	61	22	19	186	544	.445	126	21	196	37	.355	13	13	13-23	
1982	33	.209	893	119	187	27	8	3	94	239	.238	132	12	154	17	.319	5	12	22-28	
1981	48	.305	1405	259	428	68	19	13	225	573	.408	192	18	183	33	.395	15	24	34-42	
1980	30	.249	852	146	212	30	12	16	125	311	.365	132	11	133	21	.357	9	15	13-	
1979	34	.255	1006	166	256	53	10	18	148	383	.381	142	9	167		.352	13	22	31-	
1978	39	.246	1099	163	270	37	17	5	128	358	.326	153	5	172		.340	7	22	26-	
1977	33	.248	902	123	224	39	9	12	99	341	.378	110	8	148		.335	7	15	22-	
1976	41	.257	1170	194	301	53	20	7	156	415	.355	183	17	199		.366			17-	
1975	31	.251	926	136	232	29	12	9	116	312	.337	101	13	153	9	.333	5	17	17-	
1974	28	.292	926	172	270	38	11	28	138	414	.447	113	5	155	15	.372	3	12	22-	
1973	24	.263	695	90	183	35	8	9	82	260	.374						1	7	7-	
1972	28	.242	814	90	197	26	8	11	76	256	.314						4	15	3-	
1971	27	.272	860	117	234	33	14	8	105	321	.373								6-	
1970	23	.202	726	68	147	20	6	4	56	191	.263						0	6	3-	
1969	16	.209	540	45	113	7	2	3	29	122	.226						2	2	0-	
1968	20	.211	650	64	137	15	6	2	51	170	.262						3	9	5-	
1967	22	.201	702	82	141	16	6	6	55	186	.265						3	4	1-	
1966	20	.250	672	104	168	10	12	6	55	219	.326						6	5	12-	
1965	19	.258	651	120	168	25	12	17	116	268	.412						3	7	5-	
1964	20	.240	642	94	154	16	9	3	67	194	.302						3	18	3-	
1963	23	.251	625	98	157	21	7	8	76	207	.331						5	6	7-	
1962	16	.245	531	80	130	11	7	10	65	184	.347						1	4	3-	
1961	19	.258	507	98	131	21	10	2	73	174	.343							3	0-	
1960	20	.276	569	138	157	20	15	8	87	231	.406						2	0	0-	
1959	15	.272	408	97	111	16	7	5	70	156	.382						2	7	6-	
1958	17	.259	455	62	118	13	4	7	48	160	.352						1	2	2-	
1957	20	.240	354	50	85	7	4	2	38	106	.299						0	9	4-	
1956	24	.253	518	101	131	14	9	2	63	169	.326						1	12	13-	
1955	15	.255	298	89	76	17	5	2	44	109	.366							7	2-	
1954	17	.278	370	89	103	12	1	9	47	144	.389						2	4	4-	
1953	11	.259	332	68	86	17	6	4	35	127	.383							4	4-	
1952	15	.276	402	79	111	8	3	9	41	152	.378							0	7-	
1951	14	.242	343	71	83	9	1	1	34	97	.283							6	8-	
1950	12	.229	288	29	66	6	1	1	16	77	.267							2	2	8-
1949	20	.265	476	128	126	15	2	4	67	157	.330						5	4	15-	
1948	22	.296	791	170	234	25	10	16	87	327	.413							8	17-	
1947	13	.288	285	70	82	12	10	10	48	139	.488							3	6	24-

# Year-by-Year Pitching/Defense

## Pitching Stats

Year	G	ERA	IP	H	R	ER	BB	SO	2B	3B	HR	WP	HBP	BK	CG	SHO	W-L	SV
2012	56	3.83	496.0	462	244	211	219	365	77	7	20	49	69	7	3	6	32-24	16
2011	58	3.49	523.2	517	267	203	201	350	80	8	31	44	55	5	5	5	39-19	13
2010	60	5.96	527.0	637	388	349	258	386	102	9	61	41	43	3	2	3	36-24	14
2009	66	5.14	571.0	638	387	326	250	438	104	10	68	53	50	5	2	3	40-26	17
2008	64	4.78	560.2	594	360	298	289	450	95	5	49	72	49	8	2	6	42-22	20
2007	62	3.79	544.0	541	269	229	180	416	72	7	36	65	53	3	7	6	39-23	13
2006	62	4.80	538.0	613	328	287	211	416	95	10	54	44	40	6	3	2	39-23	16
2005	62	5.13	552.1	642	361	315	202	444	142	14	62	27	40	5	3	1	41-21	15
2004	64	4.77	562.0	613	356	298	224	468	103	8	59	47	47	11	3	4	45-19	14
2003	63	3.45	555.2	543	276	213	219	460	87	4	45	40	33	6	5	5	47-16	19
2002	58	4.07	517.2	536	289	234	213	393	87	14	34	48	36	15	6	5	36-22	9
2001	59	4.46	511.0	554	318	253	219	403	98	13	39	38	34	6	4	2	27-32	12
2000	58	4.71	506.0	546	327	265	248	414	107	8	52	53	35	3	3	4	32-26	7
1999	63	5.27	553.1	619	383	324	221	373	114	11	65	67	53	7	0	1	40-23	16
1998	58	5.82	502.2	610	384	325	231	366	109	10	68	56	24	3	6	4	30-28	9
1997	57	5.65	502.0	591	398	315	223	418	121	12	63	54	32	3	3	1	34-23	9
1996	60	4.59	523.0	514	316	267	242	502	75	10	42	45	39	8	8	3	32-28	9
1995	60	4.13	532.0	534	323	244	250	524	102	11	44	51	20	2	4	8	36-24	8
1994	61	4.81	535.2	582	370	286	285	396	97	20	39	70	21	5	16	3	37-23	6
1993	59	4.75	513.0	550	367	271	251	437	98	11	45	41	30	0	13	0	33-26	10
1992	59	4.77	511.1	564	364	271	270	418	109	14	41	53	44	18	1	1	31-28	7
1991	66	3.57	572.2	546	306	227	258	504	91	7	32	52	43	6	6	6	42-24	23
1990	67	4.28	576.1	572	340	274	262	501	96	11	40	66	39	28	5	5	42-25	9
1989	62	4.21	539.0	557	338	252	316	470	75	16	36	45	24	15	6	6	36-26	12
1988	62	4.71	539.1	585	348	282	268	424	108	6	44	39	19	15	2	2	36-26	10
1987	62	4.06	510.1	512	325	230	278	394	71	9	35	56	17	5	14	1	37-25	10
1986	61	4.46	508.1	492	316	252	287	483	65	20	52	36	25	6	20	3	31-30	8
1985	69	5.82	541.0	658	482	350	358	329	121	18	44	38	16	2	8	3	28-41	14
1984	51	8.07	373.2	483	399	355	285	226	95	12	50	38	26	3	5	1	13-36	4
1983	44	7.50	323.0	441	350	269	241	157	75	13	48	48	11	7	11	0	11-33	3
1982	33	7.10	237.0	301	229	187	137	115	46	17	19	28	9	3	13	1	9-24	1
1981	48	5.47	349.0	425	265	212	182	171	75	10	30	29	9	0	22	2	23-26	1
1980	30	4.69	226.1	253	145	118	101	99	39	5	14	17	10	13	3	3	17-13	1
1979	34	5.77	264.2	322	192	164	175	180	45	18	12		11	11	2	13-21	3	
1978	39	5.47	298.0	330	261	181	199	198						16	1	15-24	3	
1977	33	4.21	239.1	216	159	112	177	159						14	4	17-16	1	
1976	41	3.92	303.0	299	195	132	154	182				19	15	16	2	20-21	3	
1975	22	4.11	236.1	213	136	108	131	124				10	13	13	5	15-16	2	
1974	28	5.25	228.0	284	191	133	127	108	37	14	12	20	9	7	1	16-12	5	
1973	24	3.78	181.0	173	101	76	71	126				4	2	1	12	2	12-12	1
1972	28	3.57	221.2	207	117	88	72	194				12		17	4	12-16	0	
1971	27	2.63	225.2	194	78	62	86	213						17	6	17-10	0	
1970	23	1.79	195.2	151	70	39	66	157				3	3	16	4	10-13	1	

## Defensive Stats

Year	Chances	Putouts	Assists	Errors	Fld.%	1993	2348	1539	685	124	.947
2012	2178	1488	633	57	.974	1992	2256	1531	603	122	.946
2011	2385	1571	727	87	.964	1991	2589	1718	735	136	.947
2010	2393	1581	739	73	.969	1990	2542	1728	706	108	.958
2009	2566	1713	767	86	.966	1989	2381	1614	656	111	.953
2008	2500	1682	731	87	.965	1988	2437	1618	708	111	.954
2007	2404	1632	707	65	.973	1987	2321	1531	676	114	.951
2006	2386	1614	688	84	.965	1986	2266	1527	621	118	.948
2005	2407	1657	669	81	.966	1985	2507	1623	708	176	.927
2004	2438	1686	682	70	.971	1984	1700	1121	481	98	.942
2003	2416	1662	677	77	.968	1983	1489	966	422	101	.932
2002	2293	1553	653	87	.962	1982	1061	711	293	57	.946
2001	2313	1533	685	95	.959	1981	1599	1047	474	78	.951
2000	2321	1518	704	99	.957	1980	1059	679	312	68	.936
1999	2532	1660	780	92	.964	1979	1220	794	348	78	.936
1998	2331	1508	719	104	.955	1978	1158	764	306	88	.924
1997	2341	1506	735	100	.957	1977	1050	693	287	70	.933
1996	2343	1569	662	112	.952	1976	—	—	—	—	—
1995	2391	1596	685	110	.954	1975	936	718	286	42	.955
1994	2445	1607	738	100	.959	1974	1039	684	296	59	.943

# Year-by-Year Leaders

## At Bats

1947	John LeGros	32
1948	Bubba Phillips	96
1949	Muss Freeman	55
	Hop Stevens	55
	Reese Snell	55
1950	Tom Bishop	38
1951	David Melton	41
1952	Bill Allgood	51
1953	Sam Miley	40
1954	Nick Revon	47
1955	Micky Harrington	36
1956	Tick Scott	57
1957	Ken Fischer	44
1958	William Coats	59
1959	Tom Ryan	48
1960	Richard Moziejko	66
1961	Jim Green	59
1962	Jim Green	59
1963	Billy Lott	72
1964	Billy Devrow	86
1965	Billy Devrow	81
1966	Gary Hannan	75
1967	Frank Baker	89
1968	Rod Windham	79
1969	Tony Chance	68
1970	Joel Williams	92
1971	Eddie Chanove	96
1972	Perry Bracey	100
1973	Perry Bracey	85
1974	Gary Cannizaro	107
1975	Billy Breene	107
1976	Ricky Sutherland	144
1977	Terry Lovdahl	101
1978	Johnny Kenna	120
1979	Terry Lovdahl	113
1980	Jimmy Addison	100
1981	Doug Pearson	169
1982	Doug Pearson	100
1983	Greg Bryant	141
1984	Greg Bryant	178
1985	Ive Burnett	229
1986	Greg Conner	225
1987	Doug Cronk	217
1988	Fred Cooley	244
1989	Scotty Jurich	257
1990	Kevin Young	252
1991	Scotty Jurich	279
1992	Tommy Davis	243
1993	Tommy Davis	245
1994	Shane Pullen	256
1995	Eric Eckstein	240
1996	Chris Hesse	232
1997	Kyle Logan	222
1998	Jeremy Schied	241
1999	Michael Artman	260
2000	Josh Hoffpauir	243
2001	Jeff Cook	245
2002	Jeff Cook	245
	Carlos Velasquez	245
2003	Jeff Cook	254

2004	Clint King	254
	Matt Shepherd	275
2005	Trey Sutton	253
2006	Toddric Johnson	259
2007	Brian Dozier	248
2008	Brian Dozier	269
2009	Taylor Walker	243
2010	Taylor Walker	244
2011	Kameron Brunty	236
2012	Mason Robbins	215

## Batting Average

1947	John LeGros	438
1948	Fred Waters	391
1949	Cliff Coggin	421
1950	Tom Bishop	342
1951	Tom Bishop	435
1952	Micky Harrington	378
1953	Micky Harrington	333
	Nick Revon	333
1954	Jim Davenport	439
1955	Tick Scott	455
1956	Steve Mitchell	375
1957	Bob Longordo	320
1958	Tommy Morrow	405
1959	Tommy Morrow	419
1960	Don Fuell	375
1961	Charles Dedwylder	358
1962	John Greschuk	480
1963	Teno Henderson	348
1964	Joe Lott	386
1965	Doug Satcher	348
1966	George Sumrall	324
	Joe Lott	324
1967	Rod Windham	308
1968	Joel Williams	296
1969	Fred Beckler	308
1970	John Vitrano	273
1971	Tommy Monroe	337
1972	Wilson Plunkett	337
1973	Wilson Plunkett	405
1974	Wilson Plunkett	453
1975	Ricky Sutherland	320
1976	Gary Cannizaro	344
1977	Lyle Foret	333
1978	Doug Taylor	289
1979	Jimmy Addison	296
1980	Tom Rigby	423
1981	Doug Pearson	379
1982	David Deaton	325
1983	Reed Allison	364
1984	Greg Bryant	326
1985	Juan Vasquez	316
1986	Greg Conner	328
1987	Doug Cronk	318
1988	Fred Cooley	353
1989	Fred Cooley	352
1990	Kevin Young	379
1991	Todd Nace	392
1992	Bill Selby	387
1993	Tommy Davis	343

# Year-by-Year Results

1994	Tommy Davis.....	409
1995	Derek Reams.....	303
1996	Jeff Davis.....	364
1997	Jeremy Schied.....	402
1998	Cliff Wren.....	387
1999	Michael Artman.....	408
2000	Chris Finnegan.....	365
	Darren Welch.....	365
2001	Jeff Cook.....	339
2002	Allen Winningham.....	366
2003	Clint King.....	394
2004	Jarrett Hoffpauir.....	405
2005	Marc Maddox.....	359
2006	Trey Sutton.....	375
2007	Trey Sutton.....	368
2008	James Ewing.....	359
2009	Bo Davis.....	359
2010	B.A. Vollmuth.....	386
2011	Tyler Koelling.....	362
2012	Ashley Graeter.....	346

## Runs Batted In

1947	John LeGros.....	8
1948	Wayne Jackson.....	19
1949	Muss Freeman.....	13
1950	George Kelly.....	4
1951	Tom LeGros.....	6
1952	Jim Davenport.....	11
1953	Micky Harrington.....	10
1954	Micky Harrington.....	12
1955	Tick Scott.....	8
1956	Ken Fisher.....	11
1957	John Vodicka.....	9
1958	Red Wells.....	8
1959	Tommy Morrow.....	11
1960	Chas Hollingsworth.....	11
1961	Charles Dedwylder.....	15
1962	John Greschuk.....	16
1963	Jim Green.....	13
1964	Joe Lott.....	14
1965	Billy Devrow.....	20
1966	Joe Lott.....	11
1967	Jackie McCaskill.....	11
1968	Rod Windham.....	10
	Tommy Monroe.....	10
1969	Joel Williams.....	8
1970	John Vitrano.....	16
1971	Tommy Monroe.....	15
	Tony Chance.....	15
1972	Tommy Monroe.....	18
1973	Wilson Plunkett.....	20
1974	Wilson Plunkett.....	37
1975	Billy Beene.....	19
1976	Dennis Rosetto.....	30
1977	David Terry.....	25
1978	Johnny Kenna.....	20
1979	Dean Higdon.....	23
1980	Tom Rigby.....	20
1981	Doug Pearson.....	43
1982	Doug Pearson.....	16
1983	Greg Bryant.....	30

1984	Greg Bryant.....	29
	Ben Chancey.....	29
1985	Tommy Sims.....	48
1986	Greg Conner.....	73
1987	Doug Cronk.....	61
1988	Fred Cooley.....	70
1989	Fred Cooley.....	86
1990	Kevin Young.....	75
1991	Bill Selby.....	53
1992	Bill Selby.....	65
1993	Tommy Davis.....	69
1994	Tommy Davis.....	82
1995	Brent Moser.....	55
1996	Cliff Wren.....	56
1997	Braxton Whitehead.....	63
1998	Jeremy Schied.....	81
1999	Dusty Haley.....	65
2000	Chris Finnegan.....	58
2001	Jeff Cook.....	38
2002	Jeff Cook.....	63
2003	Clint King.....	77
2004	Jarrett Hoffpauir.....	92
2005	Brad Willcutt.....	82
2006	Marc Maddox.....	70
2007	Michael Ewing.....	48
2008	Brian Dozier.....	46
	James Ewing.....	46
2009	Joey Archer.....	62
2010	B.A. Vollmuth.....	76
2011	B.A. Vollmuth.....	49
2012	Blake Brown.....	41

## Hits

1947	John LeGros.....	14
1948	Bubba Phillips.....	36
1949	Eddie Langford.....	18
1950	Tom Bishop.....	13
1951	Davis Melton.....	16
1952	Micky Harrington.....	17
1953	Sam Miley.....	13
	Micky Harrington.....	13
1954	Micky Harrington.....	18
	Jim Davenport.....	18
1955	Doug Barfield.....	11
1956	Steve Mitchell.....	18
1957	John Vodicka.....	12
	Steve Mitchell.....	12
1958	Tommy Morrow.....	17
1959	Tommy Morrow.....	18
1960	Don Fuell.....	24
1961	Charles Dedwylder.....	19
1962	John Greschuk.....	24
1963	Teno Henderson.....	24
1964	Doug Satcher.....	25
1965	Billy Devrow.....	26
	Gary Hannan.....	26
1966	George Sumrall.....	24
1967	Frank Baker.....	19
	George Sumrall.....	19
	Gary Hannan.....	19
1968	Rod Windham.....	22

# Year-by-Year Leaders

1969	Fred Beckler.....	16	1956	Micky Harrington.....	4
1970	John Vitrano.....	21	1957	Alvin Endt.....	3
1971	Tommy Monroe.....	31	1958	Doug Barfield.....	2
1972	Wilson Plunkett.....	28	1958	Lester McIntyre.....	3
1973	Wilson Plunkett.....	32		Tom Morrow.....	3
1974	Wilson Plunkett.....	39	1959	Tom Morrow.....	5
1975	Ricky Sutherland.....	33	1960	Richard Moziejko.....	7
1976	Gary Cannizarro.....	45	1961	Les McIntyre.....	7
1977	Lyle Foret.....	32	1962	Jim Crawford.....	3
1978	Johnny Kenna.....	31		Pete Quave.....	3
1979	Jimmy Addison.....	32	1963	Terry Silva.....	4
1980	Tom Rigby.....	30	1964	Pete Hays.....	3
1981	Doug Pearson.....	64		Doug Satcher.....	3
1982	David Deaton.....	26		Joe Lott.....	3
1983	Greg Bryant.....	48	1965	Gary Hannan.....	5
1984	Greg Bryant.....	58	1966	Gary Hannan.....	3
1985	Juan Vasquez.....	67	1967	John Vitrano.....	5
	Mike Glassman.....	67	1968	Jackie McCaskill.....	3
1986	Greg Conner.....	76		Rod Windham.....	3
1987	Doug Cronk.....	69	1969	David Abbey.....	2
1988	Fred Cooley.....	86	1970	John Vitrano.....	5
1989	Scotty Jurich.....	89	1971	Tommy Monroe.....	9
1990	Kevin Young.....	96	1972	Tommy Monroe.....	4
1991	Todd Nace.....	105		Wilson Plunkett.....	4
1992	Bill Selby.....	86		Jack Rodriguez.....	4
1993	Tommy Davis.....	84		Daryl Lauderdale.....	4
1994	Tommy Davis.....	103	1973	Wilson Plunkett.....	9
1995	Derek Reams.....	67	1974	Daryl Lauderdale.....	7
	Eric Eckstein.....	67	1975	Ricky Sutherland.....	7
1996	Cliff Wren.....	77	1976	Dennis Rosello.....	17
1997	Jeremy Albritton.....	87	1977	Dean Higdon.....	7
1998	Jeremy Schied.....	88	1978	Johnny Kenna.....	7
1999	Michael Artman.....	106	1979	Terry Lovdahl.....	9
2000	Chris Finnegan.....	88	1980	Tom Rigby.....	7
2001	Jeff Cook.....	83	1981	Doug Pearson.....	14
2002	Jeff Cook.....	82	1982	Stan Massengale.....	5
2003	Clint King.....	100	1983	Greg Bryant.....	8
2004	Jarrett Hoffpauir.....	109	1984	Alan Powers.....	14
2005	Jason Lowery.....	93	1985	Ive Burnett.....	20
2006	Toddric Johnson.....	94	1986	Kenny Graves.....	15
2007	Trey Sutton.....	88	1987	Doug Cronk.....	12
2008	Brian Dozier.....	92		Fred Cooley.....	12
2009	Kameron Brunty.....	77		Sylvester Love.....	12
2010	B.A. Vollmuth.....	91	1988	Fred Cooley.....	14
2011	Tyler Koelling.....	84		Doug Cronk.....	14
2012	Ashley Graeter.....	74	1989	Scotty Jurich.....	18
			1990	Kevin Young.....	26
			1991	Bill Selby.....	31
			1992	Bill Selby.....	24
			1993	Tommy Davis.....	15
			1994	Tommy Davis.....	24
			1995	Eric Eckstein.....	20
			1996	Brent Mozer.....	17
			1997	Kyle Logan.....	17
			1998	Jeremy Schied.....	25
			1999	Darren Welch.....	17
			2000	Darren Welch.....	23
			2001	Jeff Cook.....	18
			2002	Allen Winningham.....	19
				Clint Stoy.....	19
			2003	Clint King.....	23

## Doubles

1947	Sawyer Sims.....	2
	Bubba Phillips.....	2
	Bucky Waters.....	2
	Red Hodges.....	2
1948	Danny Maras.....	5
1949	George Kelly.....	4
1950	George Kelly.....	2
1951	David Melton.....	3
1952	Micky Harrington.....	3
1953	Hub Waters.....	4
	Nick Revon.....	4
1954	Jim Davenport.....	4
1955	Doug Marfield.....	4

# Year-by-Year Leaders

2004	Jarrett Hoffpauir.....	27
	Matt Shepherd.....	27
2005	Brad Willcutt.....	21
2006	Michael Ewing.....	15
2007	Trey Sutton.....	18
2008	Brian Dozier.....	17
2009	Corey Stevens.....	15
2010	B.A. Vollmuth.....	17
2011	Tyler Koelling.....	18
2012	Ashley Graeter.....	15

## Triples

1947	Ray Pressley.....	3
1948	Fred Waters.....	3
	Danny Maras.....	3
1949	Eddie Langford.....	1
	Tom LeGros.....	1
1950	Tom Bishop.....	1
1951	David Melton.....	1
1952	Bill Allgood.....	1
	Jeep Clark.....	1
	James Davenport.....	1
1953	Hub Waters.....	2
	Micky Harrington.....	2
1954	H.L. Pepper.....	1
1955	Five players with.....	1
1956	Jack Akins.....	2
	Gary Prather.....	2
1957	Jerry Vodicka.....	2
	Bo Dickinson.....	2
1958	William Coats.....	1
	Red Wells.....	1
	Tom Morrow.....	1
1959	Tom Morrow.....	4
1960	Wayne Lekick.....	3
1961	Carl Hollingsworth.....	4
1962	Jim Green.....	2
	John Greschek.....	2
1963	Jim Green.....	3
1964	Bill Cutillo.....	3
1965	Billy Devrow.....	3
	Doug Satcher.....	3
1966	Billy Devrow.....	4
1967	Frank Baker.....	2
	John Vitrano.....	2
	Rod Windham.....	2
1968	Rod Windham.....	3
1969	Rich Corsetto.....	1
	George Rasco.....	1
1970	Lionel Fayard.....	3
1971	David Abbey.....	3
1972	Sammy Frichter.....	2
	Eddie Chanove.....	2
	Wilson Plunkett.....	2
1973	Daryl Lauderdale.....	3
1974	Daryl Lauderdale.....	3
1975	Gary Cannizarro.....	5
1976	Ricky Sutherland.....	5
1977	David Terry.....	3
1978	Dean Higdon.....	5
1979	Dean Higdon.....	3

1980	Jimmy Addison.....	4
1981	Jeff Eure.....	5
1982	Doug Pearson.....	2
	Bobby Herring.....	2
	Jeff Eure.....	2
1983	Greg Bryant.....	6
1984	Greg Bryant.....	2
	Brian Kozlowski.....	2
	Jeff Hogg.....	2
1985	Five players with.....	2
1986	Sylvester Love.....	4
1987	Sylvester Love.....	3
	Kevin Karlin.....	3
	John Migliore.....	3
1988	Fred Cooley.....	3
	Sylvester Love.....	3
1989	Scotty Jurich.....	5
1990	Kevin Young.....	3
1991	Doug Benefiel.....	4
1992	Chad Hebert.....	5
1993	Tommy Davis.....	4
	Chris Logan.....	4
1994	Kyle Logan.....	7
1995	Kevin Bentley.....	2
	Jason Cochran.....	2
1996	Kyle Logan.....	3
	Jared Martin.....	3
1997	Jared Martin.....	2
	Chris Hesse.....	2
	Braxton Whitehead.....	2
1998	Cliff Wren.....	4
	Scott Cheek.....	4
1999	Eric McMaster.....	4
2000	DeQuincy Scott.....	2
	Greg Wooley.....	2
2001	Jeff Cook.....	3
	Michael Artman.....	3
2002	Jarrett Hoffpauir.....	2
	Griff Israel.....	2
2003	Matt Shepherd.....	4
2004	Matt Shepherd.....	6
2005	Trey Sutton.....	4
2006	Bo Davis.....	5
2007	Trey Sutton.....	3
2008	Bo Davis.....	5
2009	Bo Davis.....	4
	Kameron Brunty.....	4
2010	Tyler Koelling.....	4
2011	Kameron Brunty.....	6
2012	Mason Robbins.....	5

## Home Runs

1947	John LeGros.....	3
1948	Wayne Jackson.....	4
1949	Muss Freeman.....	1
	Cliff Coggin.....	1
	George Kelly.....	1
	Tom LeGros.....	1
1950	Davis Melton.....	1
1951	Tom LeGros.....	1
1952	Jim Davenport.....	3



# Year-by-Year Leaders

	Danny Fulton.....	5
1979	Scott Hopper.....	10
1980	Curtis Washington.....	3
1981	Doug Pearson.....	8
	Don Bourgeois.....	8
1982	Doug Pearson.....	5
1983	Ive Burnett.....	3
1984	Ive Burnett.....	41
1985	Mike Jacobs.....	29
1986	Greg Conner.....	22
1987	Sylvester Love.....	22
	John Migliore.....	22
1988	Sylvester Love.....	42
1989	Scotty Jurich.....	26
1990	Kevin Young.....	17
1991	Scotty Jurich.....	26
1992	Eric Estes.....	23
1993	Andy Woodard.....	21
1994	Tommy Davis.....	13
1995	Eric Eckstein.....	17
1996	Chris Hesse.....	32
1997	Kyle Logan.....	18
1998	Brady Mills.....	26
1999	Michael Artman.....	19
2000	Josh Hoffpauir.....	18
2001	Michael Artman.....	8
2002	Carlos Velasquez.....	21
2003	Jeff Cook.....	16
2004	Matt Shepherd.....	7
2005	Marc Maddox.....	15
2006	Marc Maddox.....	14
2007	Bo Davis.....	12
	Trey Sutton.....	12
2008	Drew Carson.....	10
2009	Bo Davis.....	10
2010	Taylor Walker.....	10
2011	Kameron Brunty.....	6
2012	Michael Sterling.....	11

## Walks

1953	Micky Harrington.....	10
1954	Micky Harrington.....	12
1955	Tick Scott.....	8
1956	Ken Fischer.....	11
1957	Jerry Vodicka.....	9
1958	Red Wells.....	8
1959	Tom Morrow.....	11
1960	Carl Hollingsworth.....	11
1974	Wilson Plunkett.....	33
1975	Gary Cannizarro.....	16
1976	Gary Cannizarro.....	26
1977	Phil Atkins.....	14
1978	Kirby Newell.....	24
1979	Jimmy Addison.....	24
1980	Tom Rigby.....	21
	Ron Baer.....	21
1981	Jeff Eure.....	30
1982	Bert Stephens.....	19
1983	Ive Burnett.....	20
1984	Ive Burnett.....	30
1985	Juan Vazquez.....	55

1986	Ive Burnett.....	32
1987	Mike Moreland.....	32
1988	Doug Cronk.....	57
1989	Scotty Bonds.....	43
1990	Todd Nace.....	36
1991	Andy Woodard.....	48
1992	Bill Selby.....	43
1993	Andy Woodard.....	44
1994	Eric Eckstein.....	46
1995	Derek Reams.....	40
1996	Derek Reams.....	43
1997	Cliff Wren.....	25
1998	Brady Mills.....	41
1999	Michael Artman.....	31
2000	Dusty Haley.....	38
2001	Darren Welch.....	40
2002	Jarrett Hoffpauir.....	36
2003	Brad Willcutt.....	35
2004	Brad Willcutt.....	41
2005	Marc Maddox.....	42
2006	Michael Ewing.....	33
2007	Michael Ewing.....	44
2008	Keith Winstead.....	32
2009	Bo Davis.....	46
2010	B.A. Vollmuth.....	43
2011	B.A. Vollmuth.....	37
2012	Blake Brown.....	30

## Pitching Leaders

### Appearances

1947	Shelley Phillips.....	5
	Jack Waters.....	5
1951	Tom LeGros.....	7
1961	Earl Ethridge.....	12
1962	Earl Ethridge.....	8
1969	Frank Willoz.....	13
1970	Ray Guy.....	8
1971	Ray Guy.....	9
	Rich Corsetto.....	9
1972	Ray Guy.....	12
	Bobby Muhs.....	12
1973	Buddy Davenport.....	10
	Bobby Muhs.....	10
1974	Sammy Smith.....	16
1975	Sammy Smith.....	11
1976	Sammy Smith.....	14
1977	Randy Jamison.....	10
1978	Anthony Iovino.....	11
1979	Glen Dewease.....	10
1980	Mark Erickson.....	11
1981	Steve Combest.....	14
1982	Dewey Lott.....	9
	Ken Rice.....	9
1983	Harold Jackson.....	18
1984	Sammy Basford.....	20
1985	Sammy Basford.....	25
1986	Kent Willis.....	21
1987	Darrell Lindsey.....	24
1988	Stacy Cameron.....	22
1989	Damon Pollard.....	28

# Year-by-Year Leaders

1990	Mark Carson.....	22	2004	Austin Tubb.....	0.93
1991	Marc Kubicki.....	41	2005	Daniel Best.....	0.46
1992	Rusty Jenkins.....	27	2006	Daniel Best.....	2.22
1993	Billy McGough.....	22	2007	Ryan Belanger.....	2.54
1994	Heath Cantrelle.....	22	2008	Tyler Conn.....	1.72
1995	Heath Cantrelle.....	27	2009	Collin Cargill.....	3.55
1996	Chad Bradford.....	24	2010	Collin Cargill.....	1.75
1997	Tyler Kee.....	31	2011	Collin Cargill.....	0.93
1998	Tyler Kee.....	31	2012	Andrew Pierce.....	1.99
1999	Tyler Kee.....	39			
2000	Danny Stout.....	33			
2001	Anthony Rawson.....	29			
2002	Cliff Russum.....	19			
2003	Austin Tubb.....	30			
2004	Austin Tubb.....	32			
2005	Daniel Best.....	30			
2006	Daniel Best.....	31			
2007	Tyler Conn.....	31			
2008	Wade Weathers.....	32			
2009	Jonathan Johnston.....	30			
2010	Collin Cargill.....	27			
2011	Collin Cargill.....	25			
2012	Bradley Roney.....	20			
	Cody Livingston.....	20			

## Earned Run Average

1970	Rich Corsetto.....	0.97	1970	Ray Guy.....	68
1971	Bobby Muhs.....	1.29	1971	Ray Guy.....	101
1972	Bobby Muhs.....	2.57	1972	Ray Guy.....	97
1973	Buddy Davenport.....	2.45	1973	Buddy Davenport.....	43
1974	Sammy Smith.....	3.98	1974	Sammy Smith.....	28
	Gary Krebs.....	3.98	1975	Doug Munn.....	32
1975	Steve Knight.....	0.98	1976	Randy Johnson.....	41
1976	Randy Jamison.....	2.41	1977	Steve Stouder.....	40
1977	Billy Wallace.....	1.59	1978	Billy Wallace.....	35
1978	Mike Homan.....	2.67		Randy Jamison.....	35
1979	Mike Homan.....	4.08	1979	Steve Stouder.....	50
1980	Mark Erickson.....	3.27	1980	Mark Erickson.....	29
1981	Larry Boyd.....	3.09	1981	Chuck Phillips.....	32
1982	Mike Membrano.....	4.57	1982	Dewey Lott.....	25
1983	Eric Laird.....	4.91	1983	Jody Ortego.....	35
1984	Scott Darby.....	5.82	1984	Jody Ortego.....	48
1985	Sammy Basford.....	2.97	1985	Danny Pourciau.....	62
1986	Kent Willis.....	2.89	1986	Kent Willis.....	140
1987	Russel Fleming.....	2.68	1987	Darrell Lindsey.....	106
1988	Stacy Cameron.....	2.54	1988	Darrell Lindsey.....	114
1989	Damon Pollard.....	2.67	1989	Damon Pollard.....	150
1990	Damon Pollard.....	3.34	1990	Damon Pollard.....	152
1991	Tony Phillips.....	1.98	1991	Marc Kubicki.....	110
1992	Frankie McLendon.....	3.24	1992	Frankie McLendon.....	117
1993	Jeff Pickich.....	3.61	1993	Gregg Kennedy.....	129
1994	Bill Cornish.....	4.04	1994	Brett Legrow.....	75
1995	Heath Cantrelle.....	2.17	1995	Jeremy Williamson.....	91
1996	Brandon Parker.....	3.42	1996	Chad Bradford.....	93
1997	Donovan Marbury.....	3.56	1997	Heath Cantrelle.....	86
1998	David Grice.....	2.91	1998	Drew Johnson.....	32
1999	Tyler Kee.....	4.43	1999	Colby Calcote.....	58
2000	Chad Rogers.....	3.04	2000	Chad Rogers.....	104
2001	Chad Rogers.....	3.28	2001	Shea Douglas.....	92
2002	Bob McCrory.....	2.57	2002	Shea Douglas.....	108
2003	Austin Tubb.....	1.45	2003	Bob McCrory.....	90
			2004	Patrick Ezell.....	73
			2005	Barry Bowden.....	71
			2006	Ryan Belanger.....	62
			2007	Ryan Belanger.....	86
				Barry Bowden.....	86
			2008	Barry Bowden.....	78
			2009	Todd McClnnis.....	90
			2010	Todd McClnnis.....	87
			2011	Todd McClnnis.....	87
			2012	Andrew Pierce.....	96

## Strikeouts

1970	Ray Guy.....	68
1971	Ray Guy.....	101
1972	Ray Guy.....	97
1973	Buddy Davenport.....	43
1974	Sammy Smith.....	28
1975	Doug Munn.....	32
1976	Randy Johnson.....	41
1977	Steve Stouder.....	40
1978	Billy Wallace.....	35
	Randy Jamison.....	35
1979	Steve Stouder.....	50
1980	Mark Erickson.....	29
1981	Chuck Phillips.....	32
1982	Dewey Lott.....	25
1983	Jody Ortego.....	35
1984	Jody Ortego.....	48
1985	Danny Pourciau.....	62
1986	Kent Willis.....	140
1987	Darrell Lindsey.....	106
1988	Darrell Lindsey.....	114
1989	Damon Pollard.....	150
1990	Damon Pollard.....	152
1991	Marc Kubicki.....	110
1992	Frankie McLendon.....	117
1993	Gregg Kennedy.....	129
1994	Brett Legrow.....	75
1995	Jeremy Williamson.....	91
1996	Chad Bradford.....	93
1997	Heath Cantrelle.....	86
1998	Drew Johnson.....	32
1999	Colby Calcote.....	58
2000	Chad Rogers.....	104
2001	Shea Douglas.....	92
2002	Shea Douglas.....	108
2003	Bob McCrory.....	90
2004	Patrick Ezell.....	73
2005	Barry Bowden.....	71
2006	Ryan Belanger.....	62
2007	Ryan Belanger.....	86
	Barry Bowden.....	86
2008	Barry Bowden.....	78
2009	Todd McClnnis.....	90
2010	Todd McClnnis.....	87
2011	Todd McClnnis.....	87
2012	Andrew Pierce.....	96

## Pitching Victories

1950	Tom LeGros.....	3-3
1951	Tom LeGros.....	3-5
1952	Nick Revon.....	3-0

# Year-by-Year Leaders

1953	Hugh L. Pepper .....	6-1	2009	Todd McInnis .....	9-4
1954	Hugh L. Pepper .....	10-0	2010	Scott Copeland .....	11-1
1955	Don Eddy .....	2-0	2011	Geoffrey Thomas .....	10-3
1956	Ron Youngblom .....	3-1	2012	Andrew Pierce .....	7-4
1957	Bo Dickinson .....	3-1			
1958	Lawrence Meeks .....	4-1	<b>Saves</b>		
1959	Gerald Poole .....	5-2	1970	Bobby Muhs .....	1
1960	Gerald Poole .....	6-1	1973	Sammy Smith .....	1
1961	Earl Ethridge .....	7-3	1974	Rick Roberson .....	3
1962	Jerry Wilson .....	2-0	1975	Sammy Smith .....	1
1963	Fred George .....	4-2		Randy Jamison .....	1
1964	Fred George .....	6-2	1976	Doug Munn .....	2
1965	Jerry Wilson .....	6-2	1977	Billy Wallace .....	1
1966	Ed Assaf .....	4-3	1978	Anthony Iovino .....	2
1967	Steve Campbell .....	4-2	1979	Glen Dewease .....	2
1968	Steve Campbell .....	4-2	1980	Mark Erickson .....	1
1969	Johnny Flynt .....	2-4	1981	Steve Combest .....	1
1970	Rich Corsetto .....	6-1	1982	Harold Jackson .....	1
1971	Ray Guy .....	6-3	1983	Jeff Rymer .....	3
1972	Ray Guy .....	5-6	1984	Jeff Rymer .....	2
1973	Buddy Davenport .....	6-3	1985	Cliff Jordan .....	7
1974	Sammy Smith .....	4-6	1986	Darrell Lindsey .....	2
1975	Randy Jamison .....	3-1		Mike Magee .....	2
1976	Sammy Smith .....	6-5	1987	Darrell Lindsey .....	3
1977	Doug Munn .....	5-3	1988	Fred Cooley .....	5
1978	Jon Owen .....	3-1	1989	Damon Pollard .....	4
1979	Mark Erickson .....	4-3		Frankie McLendon .....	4
1980	Mike Wesler .....	6-0	1990	Marc Kubicki .....	5
1981	Chuck Phillips .....	4-3	1991	Tony Phillips .....	13
1982	Mike Membrano .....	2-1	1992	Rusty Jenkins .....	3
1983	Mike Magee .....	3-7	1993	Billy McGough .....	3
1984	Sammy Basford .....	2-1		Greg Gatlin .....	3
1985	Greg Breal .....	5-2	1994	Heath Cantrelle .....	3
1986	Kent Willis .....	9-7	1995	Brandon Parker .....	5
	Darrell Lindsey .....	9-7	1996	Chad Bradford .....	3
1987	Chris Wagner .....	9-1	1997	Brandon Parker .....	5
1988	Chuck Shive .....	8-1	1998	Tyler Kee .....	5
1989	Damon Pollard .....	10-6	1999	Tyler Kee .....	10
1990	Damon Pollard .....	13-5	2000	Danny Stout .....	4
1991	Mark Carson .....	11-3	2001	Anthony Rawson .....	6
1992	Jeff Pickich .....	9-4	2002	Cliff Russum .....	4
1993	Brett Legrow .....	7-1	2003	Austin Tubb .....	10
	Jeff Pickich .....	7-3	2004	Austin Tubb .....	10
1994	Brett Legrow .....	9-4	2005	Daniel Best .....	11
1995	Heath Cantrelle .....	8-1	2006	Daniel Best .....	13
1996	John Bale .....	9-8	2007	Patrick Ezell .....	8
1997	Eric Adams .....	8-4	2008	Tyler Conn .....	*18
1998	Jason Fortenberry .....	7-3		<i>Led The Nation</i>	
1999	Josh Walker .....	9-1	2009	Collin Cargill .....	13
2000	Chad Rogers .....	7-5	2010	Collin Cargill .....	9
2001	Chad Rogers .....	6-6	2011	Collin Cargill .....	8
	Shea Douglas .....	6-5	2012	Bradley Roney .....	11
2002	Shea Douglas .....	10-3			
2003	Bob McCrory .....	10-3			
2004	Anthony DeWitt .....	10-3			
2005	Patrick Ezell .....	7-3			
2006	Ryan Belanger .....	8-3			
	Cliff Russum .....	8-6			
2007	Ryan Belanger .....	8-4			
	David Clark .....	8-5			
2008	Barry Bowden .....	8-3			

# Year-by-Year Results

## 1947

**Record: 9-4; Home: 7-0, Away: 2-4**

**Coach Reed Green, 1st year**

Date	Opponent	Site	Streak	Score
3-28	MISS. COLLEGE	USM-KP	W1	4-2
3-29	MISS. COLLEGE	USM-KP	W2	9-6
4-9	Mississippi State	Starkville, Miss.	L1	6-9
4-18	MILLSAPS	USM-KP	W1	9-2
4-22	SPRING HILL	USM-KP	W2	6-5
4-23	US Mer. Marines	USM-KP	W3	15-2
4-24	Miss. College	Clinton, Miss.	L1	6-7
5-1	Spring Hill	Mobile, Ala.	W1	7-6
5-3	LOYOLA (NO)	USM-KP	W2	11-1
5-4	LOYOLA (NO)	USM-KP	W3	6-5
5-9	Loyola (NO)	UNO, La.	L1	2-1
5-10	Loyola (NO)	UNO, La.	L2	5-13
5-13	US Mer. Marines	Pass Christian, Miss.	W1	11-4

## 1948

**Record: 11-11; Home: 8-4, Away: 3-7**

**Coach Thad "Pie" Vann, 1st year**

Date	Opponent	Site	Streak	Score
3-19	SPRING HILL	USM-KP	W1	10-5
3-20	SPRING HILL	USM-KP	W2	10-4
3-25	OLE MISS	USM-KP	L1	1-2 (11)
3-26	OLE MISS	USM-KP	W1	8-7
4-3	Whiting NAS	Pensacola, Fla.	W2	15-1
4-7	MERIDIAN PEPS	USM-KP	W3	14-7
4-8	Miss. College	Clinton, Miss.	L1	11-12
4-9	Miss. College	Clinton, Miss.	W1	8-3
4-16	MILLSAPS	USM-KP	W2	8-1
4-21	PENSACOLA NAS	USM-KP	L1	6-8
4-24	Loyola (NO)	UNO, La.	L2	4-5
4-27	MISS. COLLEGE	USM-KP	L3	1-3
4-28	MISS. COLLEGE	USM-KP	W1	8-1
4-30	Keesler AFB	Biloxi, Miss.	L1	13-17
5-1	Pensacola NAS	Pensacola, Fla.	W1	14-9
5-7	Spring Hill	Mobile, Ala.	L1	3-10
5-8	Spring Hill	Mobile, Ala.	L2	1-2
5-11	LOYOLA (NO)	USM-KP	L3	2-4 (14)
5-12	KEESLER AFB	USM-KP	W1	6-0
5-14	Millsaps	Jackson, Miss.	L1	5-6
5-17	Southeastern La.	Hammond, La.	L2	8-9
5-18	SOUTHEASTERN LA.	USM-KP	W1	14-7

## 1949

**Record: 10-10; Home: 5-4, Away: 5-5, Neutral: 0-1, GSC: 6-5**

**Coach Thad "Pie" Vann, 2nd year**

Date	Opponent	Site	Streak	Score
4-2	Tulane (n)	Laurel, Miss.	L1	3-4
4-4	MISS. COLLEGE	USM-KP	W1	8-3
4-5	MISS. COLLEGE	USM-KP	W2	6-4
4-6	*SPRING HILL	USM-KP	W3	12-2

4-8	MILLSAPS	USM-KP	W4	12-1
4-14	Ole Miss	Oxford, Miss.	W5	11-8
4-15	Ole Miss	Oxford, Miss.	L1	2-18
4-18	*NW (La.) St.	Natchitoches, La.	W1	8-1
4-25	*Spring Hill	Mobile, Ala.	W3	8-5
4-28	*LOYOLA (NO)	USM-KP	W4	1-0
5-2	*NW (LA.) ST.	USM-KP	L1	1-2
5-3	*LOUISIANA TECH	USM-KP	L2	0-5
5-4	WEST ALABAMA	USM-KP	L3	9-10
5-6	*La.-Lafayette	Lafayette, La.	L4	4-5
5-7	*La. College	Pineville, La.	L5	1-3
5-9	PENSACOLA NAS	USM-KP	L6	6-13
5-11	*Southeastern La.	Hammond, La.	W1	16-2
5-12	*Loyola (NO)	UNO, La.	L1	5-13
5-14	Pensacola NAS	Pensacola, Fla.	L2	4-5 (14)

\*Gulf States Conference Game

## 1950

**Record: 5-6; Home: 2-3, Away: 3-3, GSC: 5-5**

**Coach Clyde "Heifer" Stuart, 1st year**

Date	Opponent	Site	Streak	Score
3-31	OLE MISS	USM-KP	L1	1-2
4-15	*Spring Hill	Mobile, Ala.	W1	6-3 (7)
4-15	*Spring Hill	Mobile, Ala.	W2	4-1 (7)
4-18	*Southeastern La.	Hammond, La.	W3	2-0 (8)
4-18	*Southeastern La.	Hammond, La.	L1	1-2 (7)
4-22	*Loyola (NO)	UNO, La.	L2	0-5 (7)
4-22	*Loyola (NO)	UNO, La.	L3	3-4 (7)
4-28	*SOUTHEASTERN LA.	USM-KP	L4	1-2 (7)
4-28	*SOUTHEASTERN LA.	USM-KP	W1	5-3 (7)
5-2	*LOYOLA (NO)	USM-KP	W2	4-3 (7)
5-2	*LOYOLA (NO)	USM-KP	L1	2-3 (10)

\*Gulf States Conference Game

## 1951

**Record: 7-6-1; Home: 5-2-1, Away: 2-4, GSC: 7-5**

**Coach Clyde "Heifer" Stuart, 2nd year**

Date	Opponent	Site	Streak	Score
3-30	WHEATON	USM-SHP	L1	6-8
3-31	WHEATON	USM-SHP	T	3-3 (11)
4-21	*SOUTHEASTERN LA.	USM-SHP	W1	1-0 (7)
4-21	*SOUTHEASTERN LA.	USM-SHP	W2	7-6 (7)
4-24	*SPRING HILL	USM-SHP	W3	7-3
4-25	*Spring Hill	Mobile, Ala.	W4	9-1
4-28	*Loyola (NO)	UNO, La.	L1	2-3 (8)
4-28	*Loyola (NO)	UNO, La.	L2	3-4 (7)
5-2	*LOYOLA (NO)	USM-SHP	W1	2-1 (7)
5-2	*LOYOLA (NO)	USM-SHP	L1	2-5 (7)
5-5	*Southeastern La.	Hammond, La.	W1	14-0 (7)
5-5	*Southeastern La.	Hammond, La.	L1	3-4 (7)
5-8	*Spring Hill	Mobile, Ala.	L2	4-8
5-9	*SPRING HILL	USM-SHP	W1	8-5

\*Gulf States Conference Game

# Year-by-Year Results

## 1952

Record: 6-5; Home: 3-2, Away: 3-3, CSC: 6-5

Coach Clyde "Heifer" Stuart, 3rd year

Date	Opponent	Site	Streak	Score
4-18	*SPRING HILL	USM-SHP	L1	3-4 (10)
4-19	*Spring Hill	Mobile, Ala.	W1	11-8
4-25	*SOUTHEASTERN LA.	USM-SHP	W2	7-4
4-26	*SOUTHEASTERN LA.	USM-SHP	W3	8-4
4-29	*SPRING HILL	USM-SHP	W4	5-4
4-30	*Spring Hill	Mobile, Ala.	W5	10-6
5-3	*Loyola (NO)	New Orleans, La.	L1	5-7 (7)
5-3	*Loyola (NO)	New Orleans, La.	L2	6-7 (11)
5-6	*Southeastern La.	Hammond, La.	W1	18-10
5-7	*Southeastern La.	Hammond, La.	L1	5-7
5-9	*LOYOLA (NO)	USM-SHP	L2	1-2

\*Gulf States Conference Game

## 1953

Record: 9-1; Home: 6-0, Away: 3-1

Coach Clyde "Heifer" Stuart, 4th year

Date	Opponent	Site	Streak	Score
3-28	MISS. COLLEGE	USM-SHP	W1	7-6
4-13	SOUTHEASTERN LA.	USM-SHP	W2	1-0 (7)
4-13	SOUTHEASTERN LA.	USM-SHP	W3	2-1 (7)
4-17	Spring Hill	Mobile, Ala.	W4	10-4
4-18	SPRING HILL	USM-SHP	W5	8-7 (11)
4-28	Loyola (NO)	New Orleans, La.	L1	3-4
5-4	Loyola (NO)	New Orleans, La.	W1	9-1
5-7	SPRING HILL	USM-SHP	W2	2-0
5-8	Spring Hill	Mobile, Ala.	W3	13-8
5-14	LOYOLA (NO)	USM-SHP	W4	13-2

## 1954

Record: 10-2; Home: 7-0, Away: 2-2, Neutral: 1-0

Coach Clyde "Heifer" Stuart, 5th year

Date	Opponent	Site	Streak	Score
3-20	LOUISIANA TECH	USM-SHP	W1	5-3
3-25	NORTHERN ILLINOIS	USM-SHP	W2	13-0 (7)
3-29	SOUTHEASTERN LA.	USM-SHP	W3	9-3
4-5	Southeastern La.	Hammond, La.	W4	15-4
4-7	Spring Hill	Mobile, Ala.	L1	3-6
4-15	CINCINNATI	USM-SHP	W1	5-2
4-24	LOYOLA (NO)	USM-SHP	W2	13-2
4-27	LOYOLA (NO)	USM-SHP	W3	4-3
5-4	Miss. College	Hazlehurst, Miss.	W4	11-4
5-8	LOYOLA (NO)	USM-SHP	W5	2-1
5-11	Loyola (NO)	New Orleans, La.	L1	1-6
5-12	Spring Hill	Mobile, Ala.	W1	8-0

## 1955

Record: 7-4; Home: 5-1, Away: 1-3, Neutral: 1-0

Coach Clyde "Heifer" Stuart, 6th year

Date	Opponent	Site	Streak	Score
3-16	SOUTHEASTERN LA.	USM-SHP	W1	7-2
3-23	LOUISIANA TECH	USM-SHP	W2	11-5
3-29	MILLSAPS	USM-SHP	W3	14-1
4-14	WHEATON	USM-SHP	W4	5-4
4-16	Spring Hill	Mobile, Ala.	L1	6-9
4-23	Loyola (NO)	New Orleans, La.	L2	5-15
4-26	SPRING HILL	USM-SHP	W1	14-4
4-30	Loyola (NO)	New Orleans, La.	L1	5-7
5-03	Miss. College	Clinton, Miss.	W1	9-4
5-14	Miss. College	Hazlehurst, Miss.	W2	5-4
5-19	LOYOLA (NO)	USM-SHP	L1	3-9

## 1956

Record: 7-8-1; Home: 5-5-1, Away: 1-3, Neutral: 1-0

Coach Clyde "Heifer" Stuart, 7th year

Date	Opponent	Site	Streak	Score
3-16	Southeastern La.	Hammond, La.	L1	1-5
3-23	Southeastern La.	Hammond, La.	W1	7-5
3-26	ILL. WESLEYAN	USM	L1	5-6
-29	CENTENARY	USM	L2	0-10
3-30	CENTENARY	USM	L3	4-5
3-31	LOUISIANA TECH	USM	W1	7-1
4-2	WHEATON	USM	W2	16-7
4-3	WHEATON	USM	W3	12-8
4-6	TULANE	USM	L1	4-15
4-17	SPRING HILL	USM	W1	5-2
5-23	LOYOLA (NO)	USM	L1	1-4 (10)
4-28	Loyola (NO)	New Orleans, La.	L2	1-9
5-2	Spring Hill	Mobile, Ala.	L3	5-6
5-4	SOUTHEASTERN LA.	USM	W1	5-1
5-10	LOYOLA (NO)	USM	T	11-11 (11)
5-12	Miss. College	Hazlehurst, Miss.	W1	17-4

## 1957

Record: 4-8; Home: 3-4, Away: 1-4

Coach Clyde "Heifer" Stuart, 8th year

Date	Opponent	Site	Streak	Score
3-16	LOYOLA (NO)	USM	L1	2-8
3-27	Southeastern La.	Hammond, La.	L2	0-13
3-29	ILL. WESLEYAN	USM	W1	6-0
3-30	ILL. WESLEYAN	USM	L1	2-3
4-9	SOUTHEASTERN LA.	USM	W1	1-0
4-10	Spring Hill	Mobile, Ala.	L1	2-3 (10)
4-13	LOYOLA (NO)	USM	W1	10-1
4-19	WHEATON	USM	L1	8-9
4-23	SOUTHEASTERN LA.	USM	L2	5-7
4-26	Loyola (NO)	New Orleans, La.	L3	2-3 (8)
4-26	Loyola (NO)	New Orleans, La.	L4	2-7 (7)
5-8	Southeastern La.	Hammond, La.	W1	10-8

# Year-by-Year Results

## 1958

**Record: 7-7; Home: 6-2, Away: 1-5**

**Coach Clyde "Heifer" Stuart, 9th year**

Date	Opponent	Site	Streak	Score
3-15	Loyola (NO)	New Orleans, La.	L1	2-9
3-20	SOUTHEASTERN LA.	USM	W1	3-0
3-26	Southeastern La.	Hammond, La.	L1	5-6 (11)
3-29	LOYOLA (NO)	USM	L2	2-3
4-10	ARKANSAS	USM	W1	6-3 (7)
4-10	ARKANSAS	USM	W2	4-3 (7)
4-12	Loyola (NO)	New Orleans, La.	L1	3-6
4-17	Spring Hill	Mobile, Ala.	L2	0-1
4-21	SPRING HILL	USM	W1	7-2
4-23	SOUTHEASTERN LA.	USM	W2	11-0
5-3	SPRING HILL	USM	W3	9-6
5-6	Spring Hill	Mobile, Ala.	W4	5-2
5-8	Southeastern La.	Hammond, La.	L1	5-6
5-9	LOYOLA (NO)	USM	L2	0-9

## 1959

**Record: 10-5; Home: 9-3, Away: 1-2**

**Coach C.J. "Pete" Taylor, 1st year**

Date	Opponent	Site	Streak	Score
3-24	ALBION	USM	W1	17-3 (7)
3-24	ALBION	USM	W2	10-4 (7)
3-30	ILL. WESLEYAN	USM	L1	4-10
3-31	ILL. WESLEYAN	USM	W1	9-5
4-2	WHEATON	USM	W2	9-4
4-3	WHEATON	USM	W3	4-1
4-7	Southeastern La.	Hammond, La.	L2	7-8
4-14	SPRING HILL	USM	L3	2-6
4-15	SOUTHEASTERN LA.	USM	W1	7-3
4-23	SPRING HILL	USM	W2	4-2
4-29	Southeastern La.	Hammond, La.	W3	5-4
5-5	MILLSAPS	USM	W4	10-5
5-7	SPRING HILL	USM	W5	7-6
5-11	Spring Hill	Mobile, Ala.	L1	6-7

## 1960

**Record: 14-3; Home: 10-1, Away: 4-2**

**Coach C.J. "Pete" Taylor, 2nd year**

Date	Opponent	Site	Streak	Score
3-25	LA.-MONROE	USM	W1	4-1
3-26	Miss. College	Clinton, Miss.	L1	6-8
4-2	Delta State	Cleveland, Miss.	L2	8-13
4-6	HANOVER	USM	W1	10-9
4-9	SPRING HILL	USM	W2	13-2
4-11	Nicholls State	Thibodaux, La.	W3	2-1
4-13	WHEATON	USM	W4	11-2
4-14	WHEATON	USM	W5	16-4
4-25	NICHOLLS STATE	USM	W6	7-2
4-27	Spring Hill	Mobile, Ala.	W7	3-1
4-29	DELTA STATE	USM	L1	3-5

4-30	DELTA STATE	USM	W1	11-10
5-3	SPRING HILL	USM	W2	10-4
5-4	MILLSAPS	USM	W3	1-0
5-10	Millsaps	Jackson, Miss.	W4	12-3
5-13	MISS. COLLEGE	USM	W5	8-7
5-14	Spring Hill	Mobile, Ala.	W6	13-5

## 1961

**Record: 12-7; Home: 7-3, Away: 5-4**

**Coach C.J. "Pete" Taylor, 3rd year**

Date	Opponent	Site	Streak	Score
3-25	SPRING HILL	USM	W1	13-2
4-6	WHEATON	USM	L1	9-12 (8)
4-7	WHEATON	USM	W1	8-0 (7)
4-7	WHEATON	USM	W2	7-1 (7)
4-13	MILLSAPS	USM	W3	12-10
4-14	Nicholls State	Thibodaux, La.	L1	3-6
4-15	Loyola (NO)	New Orleans, La.	L2	3-7
4-18	DELTA STATE	USM	W1	7-5
4-19	DELTA STATE	USM	L1	5-6
4-22	Spring Hill	Mobile, Ala.	W1	6-0
4-25	LOYOLA (NO)	USM	L1	8-13
4-28	La.-Monroe	Monroe, La.	L2	1-4
4-29	La.-Monroe	Monroe, La.	W1	16-10
5-1	NICHOLLS STATE	USM	W2	3-2 (10)
5-5	Delta State	Cleveland, Miss.	W3	4-1
5-8	SPRING HILL	USM	L1	6-12
5-11	Spring Hill	Mobile, Ala.	W1	7-4
5-12	Millsaps	Jackson, Miss.	W2	1-0
5-13	MISS. COLLEGE	USM	W3	20-6

## 1962

**Record: 8-7-1; Home: 5-2-1, Away: 3-5**

**Coach C.J. "Pete" Taylor, 4th year**

Date	Opponent	Site	Streak	Score
3-19	Alabama	Tuscaloosa, Ala.	L1	0-6
3-20	Alabama	Tuscaloosa, Ala.	L2	3-5
3-23	Spring Hill	Mobile, Ala.	W1	9-5
3-26	ALABAMA	USM	W2	4-2
3-27	ALABAMA	USM	W3	8-4
3-28	ILL. WESLEYAN	USM	W4	12-3
3-29	ILL. WESLEYAN	USM	Tie	7-7
4-2	Tulane	New Orleans, La.	W1	9-5
4-11	Southeastern La.	Hammond, La.	L1	5-6
4-14	Spring Hill	Mobile, Ala.	W1	2-1
4-17	SPRING HILL	USM	W2	7-4
4-24	SOUTHEASTERN LA.	USM	W3	8-5
4-28	TULANE	USM	L1	6-7
5-1	SPRING HILL	USM	L2	4-11
5-4	Delta State	Cleveland, Miss.	L3	2-3
5-5	Delta State	Cleveland, Miss.	L4	2-4

# Year-by-Year Results

## 1963

Record: 10-12-1; Home: 8-5, Away: 2-6-1, Neutral: 0-1

Coach C.J. "Pete" Taylor, 5th year

Date	Opponent	Site	Streak	Score
3-15	Tulane	New Orleans, La.	Tie	7-7
3-16	TULANE	USM	L1	2-3
3-18	ALABAMA	USM	L2	6-7
3-19	ALABAMA	USM	L3	4-11
3-24	Southeastern La.	Hammond, La.	L4	0-6
3-27	ILL. WESLEYAN	USM	W1	12-6
3-28	ILL. WESLEYAN	USM	L1	4-5
3-30	Spring Hill	Mobile, Ala.	W1	5-3
4-2	Mississippi State	Starkville, Miss.	L1	4-8
4-3	Mississippi State	Starkville, Miss.	L2	3-6
4-5	DELTA STATE	USM	W1	3-2
4-6	Delta State	McComb, Miss.	L1	4-6 (10)
4-12	ARKANSAS	USM	W1	5-4
4-13	ARKANSAS	USM	W2	4-0
4-15	SOUTHEASTERN LA.	USM	W3	4-1
4-20	LOYOLA (NO)	USM	W4	6-4
4-22	SPRING HILL	USM	W5	20-1
4-25	MISSISSIPPI STATE	USM	L1	3-5
4-27	Spring Hill	Mobile, Ala.	L2	4-7
5-3	Delta State	Cleveland, Miss.	L3	3-7
5-4	Delta State	Cleveland, Miss.	L4	2-5
5-6	Loyola (NO)	New Orleans, La.	W1	7-3
5-11	SPRING HILL	USM	W2	2-1

## 1964

record : 15-5; Home: 8-2, Away: 7-3

Coach C.J. "Pete" Taylor, 6th year

Date	Opponent	Site	Streak	Score
3-13	ALABAMA	USM	W1	5-4
3-17	Miss. College	Clinton, Miss.	W2	8-4
3-24	ILLINOIS ST.	USM	W3	1-0
3-26	Alabama	Tuscaloosa, Ala.	L1	1-8
3-27	Alabama	Tuscaloosa, Ala.	W1	5-1
3-30	OLE MISS	USM	W2	2-0
3-31	Ole Miss	Laurel, Miss.	L1	2-10
4-2	Mississippi State	Starkville, Miss.	W1	10-6
4	Spring Hill	Mobile, Ala.	W2	2-0
4-11	LOYOLA (NO)	USM	L1	3-10
4-15	MISS. COLLEGE	USM	W1	5-0
4-17	DELTA STATE	USM	L1	4-5 (12)
4-18	DELTA STATE	USM	W1	4-1
4-20	Spring Hill	Mobile, Ala.	W1	4-2
4-28	Loyola (NO)	New Orleans, La.	W2	8-3
4-30	MISSISSIPPI STATE	USM	W3	3-1
5-2	Delta State	Cleveland, Miss.	W4	9-1
5-3	Delta State	Cleveland, Miss.	L1	5-6
5-5	SPRING HILL	USM	W1	5-3
5-8	SPRING HILL	USM	W2	8-1

## 1965

Record: 15-4; Home: 10-2, Away: 5-2

Coach C.J. "Pete" Taylor, 7th year

Date	Opponent	Site	Streak	Score
3-20	ALABAMA	USM	W1	2-1 (7)
3-20	ALABAMA	USM	L1	0-6 (7)
3-23	Miss. College	Clinton, Miss.	W1	13-2
3-26	MISSISSIPPI STATE	USM	W2	2-0
4-2	Alabama	Tuscaloosa, Ala.	L1	3-6
4-5	ILL. WESLEYAN	USM	W1	9-8
4-6	ILL. WESLEYAN	USM	W2	10-4
4-8	OLE MISS	USM	W3	7-6
4-9	Nicholls State	Thibodaux, La.	W4	2-1
4-10	Nicholls State	Thibodaux, La.	W5	5-2
4-16	ARKANSAS	USM	W6	4-1
4-17	ARKANSAS	USM	W7	15-9
4-24	Spring Hill	USM	L1	2-3
4-27	SPRING HILL	Mobile, Ala.	W1	3-2
4-29	MISS. COLLEGE	USM	W2	11-3
4-30	Delta State	Cleveland, Miss.	L1	1-3
5-1	Delta State	Cleveland, Miss.	W1	16-6
5-7	DELTA STATE	USM	W2	12-4
5-8	DELTA STATE	USM	W3	8-6

## 1966

record : 9-11; Home: 7-7, Away: 2-4

Coach C.J. "Pete" Taylor, 8th year

Date	Opponent	Site	Streak	Score
3-18	NICHOLLS STATE	USM	W1	6-5
3-19	NICHOLLS STATE	USM	W2	4-3
3-21	OLE MISS	USM	W3	6-1
3-22	OLE MISS	USM	L1	2-9
3-29	MISS. COLLEGE	USM	W1	13-2
3-31	SPRING HILL	USM	W2	7-3
4-2	Spring Hill	Mobile, Ala.	L1	4-7
4-4	Miss. College	Clinton, Miss.	W1	13-9
4-8	ILLINOIS ST.	USM	L1	3-8
4-9	ILLINOIS ST.	USM	L2	0-3
4-11	SOUTHEASTERN LA.	USM	L3	1-5
4-13	ARKANSAS	USM	W1	13-0 (8)
4-14	ARKANSAS	USM	W2	19-0
4-22	ALABAMA	USM	L1	1-4 (12)
4-23	ALABAMA	USM	L2	2-6
4-25	Alabama	Tuscaloosa, Ala.	L3	1-4
4-29	Delta State	Cleveland, Miss.	W1	5-1
5-3	Southeastern La.	Hammond, La.	L1	0-2
5-6	DELTA STATE	USM	L2	3-9
5-7	DELTA STATE	USM	L3	1-2

# Year-by-Year Results

## 1967

Record: 9-13; Home: 3-9, Away: 5-4, Neutral: 1-0

Coach C.J. "Pete" Taylor, 9th year

Date	Opponent	Site	Streak	Score
3-17	ILLINOIS ST.	USM	L1	3-12
3-18	ILLINOIS ST.	USM	L2	5-6
3-20	Nicholls State	Thibodaux, La.	W1	6-5
3-21	Nicholls State	Thibodaux, La.	L1	2-8
3-23	OLE MISS	USM	L2	0-8
3-24	OLE MISS	USM	W1	3-2
3-25	OLE MISS	USM	L1	0-6
3-25	Kalamazoo	Laurel, Miss.	W1	9-1 (7)
4-4	Alabama	Tuscaloosa, Ala.	W2	4-1
4-4	Alabama	Tuscaloosa, Ala.	L1	2-10 (7)
4-9	South Alabama	Mobile, Ala.	W1	8-6 (13)
4-10	Mississippi State	Starkville, Miss.	W2	8-7
4-11	Mississippi State	Starkville, Miss.	L1	2-4
4-15	Spring Hill	Mobile, Ala.	W1	4-3 (10)
4-19	SPRING HILL	USM	L1	1-2 (11)
4-21	MISS. COLLEGE	USM	L2	3-4
4-26	ALABAMA	USM	W1	5-1 (7)
4-26	ALABAMA	USM	W2	6-4 (7)
4-27	DELTA STATE	USM	L1	0-1 (10)
4-28	DELTA STATE	USM	L2	4-11 (8)
5-1	SOUTH ALABAMA	USM	L3	4-5
5-3	Miss. College	Clinton, Miss.	L4	5-6

## 1968

Record: 8-12; Home: 5-7, Away: 3-5

Coach C.J. "Pete" Taylor, 10th year

Date	Opponent	Site	Streak	Score
3-14	AUBURN	USM	L1	4-6
3-15	AUBURN	USM	L2	3-5 (10)
3-18	NICHOLLS ST.	USM	L3	2-7
3-19	NICHOLLS ST.	USM	W1	4-1
3-26	Alabama	Tuscaloosa, Ala.	L1	2-3
3-27	Alabama	Tuscaloosa, Ala.	L2	1-2 (11)
4-3	MISS. COLLEGE	USM	W1	10-0
4-6	Spring Hill	Mobile, Ala.	W2	11-1
4-8	MACMURRAY	USM	L1	1-3
4-9	MACMURRAY	USM	L2	1-7
4-10	ALABAMA	USM	L3	1-5 (7)
4-10	ALABAMA	USM	W1	5-3 (7)
4-15	Mississippi State	Starkville, Miss.	W2	4-2
4-16	Mississippi State	Starkville, Miss.	L1	3-4
4-20	DELTA STATE	USM	L2	0-6
5-2	SPRING HILL	USM	W1	3-0
5-3	Delta State	Cleveland, Miss.	L1	0-8
5-4	Delta State	Cleveland, Miss.	L2	2-5
5-8	South Alabama	Mobile, Ala.	W1	5-3
5-10	SOUTH ALABAMA	USM	W2	2-0

## 1969

Record: 3-13; Home: 2-5, Away: 1-7, Neutral: 0-1

Coach C.J. "Pete" Taylor, 11th year

Date	Opponent	Site	Streak	Score
3-14	Nicholls St.	Thibodaux, La.	L1	2-6
3-21	Ole Miss	Oxford, Miss.	L2	4-7
3-22	Ole Miss	Oxford, Miss.	L3	3-4
3-26	Spring Hill	Mobile, Ala.	W1	2-1 (10)
3-28	ALABAMA	USM	L1	5-6
3-29	ALABAMA	USM	L2	2-5
4-4	Alabama	Tuscaloosa, Ala.	L3	0-1
4-12	South Alabama	Mobile, Ala.w	L4	1-8
4-22	Mississippi State	Starkville, Miss.	L5	4-7
4-23	Mississippi State	Starkville, Miss.	L6	1-12
4-29	SPRING HILL	USM	W1	2-1
5-2	DELTA STATE	USM	L1	4-5 (11)
5-3	DELTA STATE	USM	L2	2-3 (10)
5-6	SOUTH ALABAMA	USM	L3	3-6
5-7	MISS. COLLEGE	USM	W1	5-4
5-10	Miss. College	Brookhaven, Miss.	L1	4-5

## 1970

Record: 10-13; Home: 8-8, Away: 2-5

Coach C.J. "Pete" Taylor, 12th year

Date	Opponent	Site	Streak	Score
3-10	NICHOLLS STATE	USM	L1	1-5
3-14	Tulane	New Orleans, La.	L2	0-2
3-14	Tulane	New Orleans, La.	L3	1-2
3-20	Ole Miss	Oxford, Miss.	L4	1-14
3-24	SIU-EDWARDSVILLE	USM	L5	2-4
3-25	MONMOUTH COLL.	USM	W1	9-3
3-26	GANNON	USM	W2	7-1
3-27	GANNON	USM	W3	5-0
4-1	OLE MISS	USM	L1	1-4 (7)
4-1	OLE MISS	USM	L2	2-3 (8)
4-4	UNO	New Orleans, La.	W1	10-0
4-6	MISSISSIPPI STATE	USM	L1	1-3
4-7	MISSISSIPPI STATE	USM	L2	1-4
4-10	MISS. COLLEGE	USM	W1	1-0
4-14	LSU	USM	L1	5-2
4-15	Spring Hill	Mobile, Ala.	W1	3-1
4-20	SOUTH ALABAMA	USM	W2	1-0 (7)
4-20	SOUTH ALABAMA	USM	W3	6-2 (7)
4-22	Miss. College	Clinton, Miss.	L1	2-5
4-28	SPRING HILL	USM	L2	1-4
5-1	DELTA STATE	USM	W1	7-1
5-5	LSU	Baton Rouge, La.	L3	2-6
5-7	UNO	USM	W1	2-1

# Year-by-Year Results

## 1971

Record: 17-10; Home: 11-1, Away: 6-9

Coach C.J. "Pete" Taylor, 13th year

Date	Opponent	Site	Streak	Score
3-15	WILLIAM CAREY	USM	W1	4-1
3-17	LSU	Baton Rouge, La.	W2	8-0
3-19	Alabama	Tuscaloosa, Ala.	L1	1-2 (7)
3-19	Alabama	Tuscaloosa, Ala.	L2	0-3 (7)
3-22	MISS. COLLEGE	USM	W1	10-3
3-27	TULANE	USM	W2	2-0 (7)
3-27	TULANE	USM	W3	10-0 (7)
3-30	William Carey	H'burg-WCC	W4	5-2
4-10-1	Davenport (1-0)	2- 5-0	Fitzgerald	n/a
4-3	South Alabama	Mobile, Ala.	L1	4-5 (10)
4-3	South Alabama	Mobile, Ala.	W1	3-2 (7)
4-7	ALABAMA	USM	W2	4-0 (7)
4-7	ALABAMA	USM	W3	4-1 (7)
4-8	GANNON	USM	W4	3-0
4-9	GANNON	USM	W5	12-4
4-12	UNO	USM	W6	9-6
4-20	Miss. College	Clinton, Miss.	L1	5-6
4-23	Delta State	Cleveland, Miss.	L2	3-4
4-24	Delta State	Cleveland, Miss.	L3	3-4 (11)
4-27	Mississippi State	Starkville, Miss.	L4	0-9
4-28	Mississippi State	Starkville, Miss.	W1	6-3
4-30	DELTA STATE	USM	W2	3-1
5-1	DELTA STATE	USM	L1	0-3
5-3	LSU	USM	W1	6-0
5-5	UNO	New Orleans, La.	L1	2-7
5-6	William Carey	H'burg-SHP	W1	6-3
5-10	Ole Miss	Oxford, Miss.	L1	0-7

## 1972

Record: 12-16; Home: 8-8, Away: 4-8

Coach C.J. "Pete" Taylor, 14th year

Date	Opponent	Site	Streak	Score
3-6	LOUISIANA TECH	USM	L1	8-9
3-10	DELTA STATE	USM	L2	5-8
3-11	DELTA STATE	USM	W1	4-1
3-14	Alabama	Tuscaloosa, Ala.	L1	1-5 (7)
3-14	Alabama	Tuscaloosa, Ala.	W1	7-6 (7)
3-17	OLE MISS	USM	L1	1-9
3-18	OLE MISS	USM	L2	2-3 (6)
3-21	MISSISSIPPI STATE	USM	L3	0-4 (7)
3-21	MISSISSIPPI STATE	USM	W1	1-0 (7)
3-24	Ole Miss	Oxford, Miss.	L1	3-4 (8)
3-24	Ole Miss	Oxford, Miss.	W1	3-0 (7)
3-31	GANNON	USM	W2	8-3
4-1	GANNON	USM	W3	9-2
4-6	WILLIAM CAREY	USM-SHP	W4	2-0
4-7	Nicholls State	Thibodaux, La.	L1	0-1
4-8	Nicholls State	Thibodaux, La.	L2	0-4
4-11	UNO	New Orleans, La.	L3	2-7

4-15	SPRING HILL	USM	W1	4-2 (7)
4-15	SPRING HILL	USM	W2	3-0 (7)
4-18	LSU	Baton Rouge, La.	L1	3-5
4-21	Delta State	Cleveland, Miss.	L2	0-7
4-22	Delta State	Cleveland, Miss.	W1	5-1
4-24	William Carey	H'burg-WCC	L1	6-18
4-27	UNO	USM	L2	2-4
5-3	SOUTH ALABAMA	USM	L3	0-2 (7)
5-3	SOUTH ALABAMA	USM	L4	0-8 (7)
5-5	MISS. COLLEGE	Clinton, Miss.	W1	6-3
5-6	MISS. COLLEGE	USM	W2	6-1

## 1973

Record: 12-12; Home: 12-4, Away: 0-8

Coach C.J. "Pete" Taylor, 15th year

Date	Opponent	Site	Streak	Score
3-5	LSU	USM	L1	0-2 (9)
3-5	LSU	USM	L2	1-3 (7)
3-9	OLE MISS	USM	W1	5-3 (7)
3-9	OLE MISS	USM	L1	1-3 (7)
3-14	Mississippi State	Starkville, Miss.	L2	4-6 (7)
3-14	Mississippi State	Starkville, Miss.	L3	4-8
3-19	SOUTHEASTERN LA.	USM	W1	5-2
3-20	Alabama	Tuscaloosa, Ala.	L1	6-10
3-23	LA.-MONROE	USM	W1	9-1
3-28	WASHINGTON (Mo.)	USM	W2	3-0 (7)
3-28	WASHINGTON (Mo.)	USM	W3	4-3 (7)
4-2	NW MISSOURI	USM	W4	5-4 (7)
4-2	NW MISSOURI	USM	W5	6-2 (7)
4-4	NORTH PARK	USM	W6	3-1 (7)
4-4	NORTH PARK	USM	W7	4-1 (7)
4-6	Louisiana Tech	Ruston, La.	L1	1-2
4-10	UNO	USM	L2	0-3
4-15	South Alabama	Mobile, Ala.	L3	1-11
4-15	South Alabama	Mobile, Ala.	L4	0-13 (7)
5-1	SPRING HILL	USM	W1	7-5
5-3	MISS. COLLEGE	USM	W2	7-2 (7)
5-3	MISS. COLLEGE	USM	W3	8-0 (7)
5-4	Spring Hill	Mobile, Ala.	L1	4-10
5-5	UNO	New Orleans, La.	L2	2-6

## 1974

Record: 16-12; Home: 12-7, Away: 4-5

Coach C.J. "Pete" Taylor, 16th year

Date	Opponent	Site	Streak	Score
3-6	Miss. College	Clinton, Miss.	L1	8-11
3-8	MISSISSIPPI STATE	USM	W1	11-7
3-9	MISSISSIPPI STATE	USM	W2	5-3
3-12	Alabama	Tuscaloosa, Ala.	W3	3-2 (8)
3-12	Alabama	Tuscaloosa, Ala.	L1	3-10
3-18	Ole Miss	Oxford, Miss.	W1	9-4 (7)
3-18	Ole Miss	Oxford, Miss.	W2	3-2 (7)
3-20	SOUTHEASTERN LA.	USM	W3	12-11

# Year-by-Year Results

3-22	La.-Monroe	Monroe, La.	W4	13-0
3-23	La.-Monroe	Monroe, La.	W5	12-2
3-28	NORTH PARK	USM	W6	6-2
3-29	NORTH PARK	USM	W7	10-3 (7)
3-29	NORTH PARK	USM	W8	10-4 (7)
3-30	NORTH PARK	USM	L1	4-5
4-1	SOUTH ALABAMA	USM	L2	5-7
4-5	ALABAMA	USM	L3	0-14
4-10	DELTA STATE	USM	L4	4-27
4-11	DELTA STATE	USM	L5	4-6
4-17	UNO	USM	L6	0-6
4-19	MISS. COLLEGE	USM	W1	5-2
4-20	South Alabama	Mobile, Ala.	L1	1-15
4-23	Southeastern La.	Hammond, La.	W1	10-9
4-24	OLE MISS	USM-SHP	W2	6-2 (7)
4-24	OLE MISS	USM-SHP	L1	3-10 (7)
4-28	LSU	Baton Rouge, La.	L2	7-8
5-1	SPRING HILL	USM	W1	5-4 (7)
5-1	UNO	New Orleans, La.	W2	3-1 (7)
5-2	UNO	New Orleans, La.	L1	10-14

## 1975

**Record: 15-16; Home: 12-5, Away: 3-11**

**Coach C.J. "Pete" Taylor, 17th year**

Date	Opponent	Site	Streak	Score
3-4	Alabama	Tuscaloosa, Ala.	L1	2-3 (11)
3-4	Alabama	Tuscaloosa, Ala.	L2	1-6 (7)
3-12	Memphis	USM	L3	0-7 (7)
3-12	Memphis	USM	W1	1-0 (7)
3-16	Delta State	Cleveland, Miss.	L1	1-12 (7)
3-16	Delta State	Cleveland, Miss.	W1	4-1 (7)
3-17	Mississippi State	Starkville, Miss.	W2	3-1
3-22	SOUTHEASTERN LA.	USM	W3	8-5 (7)
3-22	SOUTHEASTERN LA.	USM	L1	5-7 (7)
3-24	GANNON	USM	W1	6-0
3-25	OLE MISS	USM	W2	7-3 (7)
3-25	OLE MISS	USM	W3	4-0 (7)
3-26	GANNON	USM	W4	16-0
3-27	ST. NORBERT	USM	W5	13-5 (7)
3-27	ST. NORBERT	USM	W6	12-0 (7)
3-28	GANNON	USM	W7	8-4 (8)
4-2	ILL. WESLEYAN	USM	W8	8-4
4-3	SOUTH ALABAMA	USM	L1	0-7 (7)
4-3	SOUTH ALABAMA	USM	L2	1-7 (7)
4-12	TULANE	USM	L3	5-10(10)
4-15	Southeastern La.	Hammond, La.	L4	3-6 (7)
4-15	Southeastern La.	Hammond, La.	L5	2-6 (7)
4-19	South Alabama	Mobile, Ala.	L6	1-2 (9)
4-19	South Alabama	Mobile, Ala.	L7	1-3 (7)
4-21	Ole Miss	Oxford, Miss.	L8	0-8 (7)
4-21	Ole Miss	Oxford, Miss.	L9	2-4 (7)
4-24	ALABAMA	USM	W1	7-6
4-26	UNO	New Orleans, La.	L1	1-3

4-28	UNO	USM	W1	5-4 (10)
5-2	Spring Hill	Mobile, Ala.	W2	10-8 (10)
5-3	Tulane	New Orleans, La.	L1	2-4

## 1976

**Record: 20-21; Home: 19-10, Away: 1-11**

**Coach C.J. "Pete" Taylor, 18th year**

Date	Opponent	Site	Streak	Score
3-2	ALABAMA	USM	L1	2-4 (10)
3-2	ALABAMA	USM	L2	3-9 (7)
3-6	South Alabama	Mobile, Ala.	L3	2-6
3-6	South Alabama	Mobile, Ala.	L4	3-8 (7)
3-8	ST. BERNARD	USM	W1	7-2
3-9	ARKANSAS-LR	USM	W2	9-3 (7)
3-9	ARKANSAS-LR	USM	W3	13-4 (7)
3-13	MISSISSIPPI STATE	USM	L1	2-5
3-17	LOUISVILLE	USM	W1	11-1
3-18	LOUISVILLE	USM	W2	5-3
3-22	Alabama	Tuscaloosa, Ala.	L1	0-11 (7)
3-22	Alabama	Tuscaloosa, Ala.	L2	2-10 (7)
3-26	ILL. WESLEYAN	USM	W1	3-2
3-27	ILL. WESLEYAN	USM	W2	3-2 (7)
3-27	ILL. WESLEYAN	USM	W3	4-2 (7)
3-29	NORTH PARK	USM	W4	18-0 (7)
3-29	NORTH PARK	USM	W5	5-4 (7)
4-3	UNO	New Orleans, La.	L1	3-6
4-6	SPRING HILL	USM	W1	10-9 (7)
4-6	SPRING HILL	USM	W2	3-2 (7)
4-9	Ole Miss	Oxford, Miss.	L1	4-5 (7)
4-9	Ole Miss	Oxford, Miss.	L2	2-4 (7)
4-10	Memphis	Memphis, Tenn.	L3	2-4 (7)
4-10	Memphis	Memphis, Tenn.	L4	0-7 (7)
4-12	GANNON	USM	W1	11-1 (7)
4-12	GANNON	USM	W2	8-7 (7)
4-13	GANNON	USM	W3	6-1 (7)
4-13	GANNON	USM	W4	6-5 (9)
4-14	DELTA STATE	USM	L1	1-7
4-15	DELTA STATE	USM	L2	6-12
4-16	GANNON	USM	W1	4-2
4-20	Mississippi State	Starkville, Miss.	L1	0-4 (7)
4-20	Mississippi State	Starkville, Miss.	L2	10-11 (7)
4-22	UNO	USM	L3	5-6
4-24	TULANE	USM	W1	5-4 (7)
4-24	TULANE	USM	L1	1-9 (7)
4-27	SOUTHEASTERN LA.	USM	W1	1-0 (7)
4-27	SOUTHEASTERN LA.	USM	L1	4-5 (8)
4-30	Spring Hill	Mobile, Ala.	W1	8-1 (7)
5-4	SOUTH ALABAMA	USM	L1	0-4 (7)
5-4	SOUTH ALABAMA	USM	L2	2-3 (7)

# Year-by-Year Results

## 1977

Record: 17-16; Home: 11-7, Away: 6-9

Coach C.J. "Pete" Taylor, 19th year

Date	Opponent	Site	Streak	Score
3-8	NW MISSOURI	USM	W1	6-1 (7)
3-8	NW MISSOURI	USM	L1	2-3 (7)
3-11	Delta State	Cleveland, Miss.	L2	4-14
3-12	Delta State	Cleveland, Miss.	L3	3-5 (7)
3-12	Delta State	Cleveland, Miss.	L4	5-8 (7)
3-15	ALABAMA	USM	W1	1-0 (7)
-15	ALABAMA	USM	L1	1-8 (7)
3-16	OLE MISS	USM	W1	4-3 (7)
3-16	OLE MISS	USM	W2	5-2 (7)
3-19	SPRING HILL	USM	L1	3-5
3-25	MISSISSIPPI STATE	USM	W1	4-2
3-26	MISSISSIPPI STATE	USM	L1	1-9
3-30	Delta State	Jackson-SW	L2	2-3
4-2	TULANE	USM	L3	1-6 (7)
4-2	TULANE	USM	L4	1-9 (7)
4-5	GANNON	USM	W1	6-2 (7)
4-5	GANNON	USM	W2	6-3 (7)
4-6	GANNON	USM	W3	3-0 (7)
4-6	GANNON	USM	W4	5-0 (7)
4-8	GANNON	USM	W5	5-2
4-12	SOUTHEASTERN LA.	USM	L1	1-8 (7)
4-12	SOUTHEASTERN LA.	USM	W1	3-2 (7)
4-14	South Alabama	Mobile, Ala.	L1	0-13 (7)
4-14	South Alabama	Mobile, Ala.	L2	0-6
4-16	UNO	New Orleans, La.	L3	1-9 (7)
4-16	UNO	New Orleans, La.	W1	2-1 (7)
4-18	Ole Miss	Oxford, Miss.	W2	9-5 (7)
4-18	Ole Miss	Oxford, Miss.	L1	2-5 (7)
4-23	Alabama	Tuscaloosa, Ala.	L2	4-12 (7)
4-23	Alabama	Tuscaloosa, Ala.	W1	7-5 (7)
4-26	Southeastern La.	Hammond, La.	W2	6-3 (7)
4-26	Southeastern La.	Hammond, La.	W3	8-0 (7)
4-30	Spring Hill	Mobile, Ala.	W4	8-5

## 1978

Record: 15-24; Home: 13-9, Away: 2-11, Neutral: 0-4

Coach C.J. "Pete" Taylor, 20th year

Date	Opponent	Site	Streak	Score
3-10	UNO	USM-SHP	L1	1-5 (7)
3-10	UNO	USM-SHP	L2	3-8 (7)
3-11	MISS. COLLEGE	USM	W1	7-6 (7)
3-11	MISS. COLLEGE	USM	W2	3-2 (7)
3-13	ALABAMA	USM-SHP	W3	12-6 (7)
3-13	ALABAMA	USM-SHP	L1	0-7 (7)
3-15	Southeastern La.	Hammond, La.	L2	2-9 (7)
3-15	Southeastern La.	Hammond, La.	L3	7-14 (7)
3-17	Delta State	Laurel, Miss.	L4	2-11
3-18	DELTA STATE	USM	W1	11-9 (7)
3-18	DELTA STATE	USM	L1	4-15 (7)

3-21	GANNON	USM	W1	5-4 (7)
3-21	GANNON	USM	W2	7-0 (7)
3-22	GANNON	USM	W3	4-3 (14)
3-28	MILLIKEN	USM	W4	2-1 (7)
3-28	MILLIKEN	USM	W5	2-1 (7)
3-29	MILLIKEN	USM	W6	5-4 (7)
3-29	MILLIKEN	USM	W7	11-1 (7)
3-30	ELON	USM	L1	0-10 (7)
3-30	ELON	USM	W1	7-5 (7)
3-31	ELON	USM	L1	1-8 (7)
3-31	ELON	USM	L2	1-2 (7)
4-2	West Alabama	Livingston, Ala.	L3	5-6
4-4	Delta State	Jackson, Miss.	L4	0-9
4-6	SPRING HILL	USM	W1	7-5
4-9	Ole Miss	Oxford, Miss.	L1	1-2 (7)
4-9	Ole Miss	Oxford, Miss.	L2	1-22 (7)
4-10	Mississippi State	Starkville, Miss.	L3	3-7
4-10	Mississippi State	Starkville, Miss.	L4	5-9
4-16	WEST ALABAMA	USM	L5	10-12 (11)
4-22	Alabama	Tuscaloosa, Ala.	L6	0-10 (7)
4-22	Alabama	Tuscaloosa, Ala.	W1	8-6 (7)
4-24	OLE MISS	USM	L1	1-3 (7)
4-24	OLE MISS	USM	L2	3-6 (7)
4-25	Miss. College	Jackson, Miss.	L3	8-14 (7)
4-25	Miss. College	Jackson, Miss.	L4	6-10 (7)
4-30	Spring Hill	Mobile, Ala.	W1	6-5
5-1	UNO	New Orleans, La.	L1	1-2 (7)
5-1	UNO	New Orleans, La.	L2	1-2 (7)

## 1979

Record: 13-21; Home: 9-9, Away: 3-11, Neutral: 1-1

Coach C.J. "Pete" Taylor, 21st year

Date	Opponent	Site	Streak	Score
3-5	WASHINGTON	USM	W1	16-0
3-6	West Alabama	Livingston, Ala.	L1	2-3 (7)
3-6	West Alabama	Livingston, Ala.	L2	1-2 (7)
3-9	DELTA STATE	USM	W1	19-8
3-14	Louisiana State	Baton Rouge, La.	L1	0-1 (7)
3-14	Louisiana State	Baton Rouge, La.	L2	1-2 (7)
3-15	Alabama	Jackson-SW	W1	6-3 (7)
3-15	Alabama	Jackson-SW	L1	5-10 (7)
3-17	SOUTHEASTERN LA.	USM	L2	3-8 (12)
3-19	MISS. COLLEGE	USM-SHP	W1	2-1 (7)
3-19	MISS. COLLEGE	USM-SHP	L1	4-7 (7)
3-24	LOUISVILLE	USM	L2	9-10
3-25	MISSISSIPPI STATE	USM	L3	2-17
3-26	MISSISSIPPI STATE	USM	L4	8-9
3-28	NORTH PARK	USM	W1	11-1
3-29	NORTH PARK	USM	W2	5-4 (7)
3-29	NORTH PARK	USM	W3	9-7 (7)
4-1	LSU	USM-SHP	W4	6-1 (7)
4-1	LSU	USM-SHP	L1	10-14 (7)
4-5	WEST ALABAMA	USM	L2	1-7 (7)

# Year-by-Year Results

4-5	WEST ALABAMA	USM	W1	2-1 (7)
4-7	Tulane	New Orleans, La.	L1	0-1 (7)
4-7	Tulane	New Orleans, La.	W1	2-0 (7)
4-12	SPRING HILL	USM	L1	9-13
4-17	Southeastern La.	Hammond, La.	W1	9-4 (7)
4-17	Southeastern La.	Hammond, La.	W2	6-5 (7)
4-21	Ole Miss	Oxford, Miss.	L1	0-8
4-24	UNO	New Orleans, La.	L2	0-12 (7)
4-24	UNO	New Orleans, La.	L3	0-2 (7)
4-25	Spring Hill	Mobile, Ala.	L4	1-2 (9)
4-30	Miss. College	Clinton, Miss.	L5	7-8
4-30	Miss. College	Clinton, Miss.	L6	5-8 (7)
5-1	UNO	USM	W1	3-2 (10)
5-1	UNO	USM	L1	2-11 (7)

## 1980

**Record: 17-13; Home: 13-7, Away: 4-6, Neutral: 0-0**

**Coach C.J. "Pete" Taylor, 22nd year**

Date	Opponent	Site	Streak	Score
2-26	Louisiana State	Baton Rouge, La.	W1	11-7
2-27	Louisiana State	Baton Rouge, La.	L1	3-4 (11)
3-3	GANNON	USM	W1	8-7 (7)
3-3	GANNON	USM	W2	3-1 (5)
3-4	GANNON	USM	W3	8-1 (7)
3-4	GANNON	USM	W4	11-0 (5)
3-10	NAVY	USM	L1	12-6
3-11	Spring Hill	Mobile, Ala.	W1	1-0
3-15	UNO	New Orleans, La.	W2	8-6
3-22	UAB	USM	L1	4-6
3-23	WEST ALABAMA	USM	L2	5-6 (7)
3-23	WEST ALABAMA	USM	L3	8-11 (7)
3-29	Southeastern La.	Hammond, La.	L4	4-5 (8)
3-29	Southeastern La.	Hammond, La.	W1	6-4 (7)
4-1	SPRING HILL	USM	W2	5-4 (8)
4-4	NORTH PARK	USM	W3	3-1 (7)
4-4	NORTH PARK	USM	W4	2-0 (7)
4-10	Mississippi State	Starkville, Miss.	L1	1-9
4-10	Mississippi State	Starkville, Miss.	L2	2-4
4-15	UNO	USM	L3	0-4 (7)
4-15	UNO	USM	L4	2-10 (7)
4-17	LSU	USM	L5	2-5 (7)
4-17	LSU	USM	W1	5-4 (8)
4-18	MISS. COLLEGE	USM	W2	5-4 (7)
4-18	MISS. COLLEGE	USM	W3	8-7 (8)
4-20	Ole Miss	Oxford, Miss.	L1	0-4 (7)
4-20	Ole Miss	Oxford, Miss.	L2	0-8 (7)
4-24	SOUTHEASTERN LA.	USM	W1	11-4 (7)
4-24	SOUTHEASTERN LA.	USM	W2	5-4 (7)
4-25	ALABAMA	USM	W3	9-3

## 1981

**Record: 23-26; Home: 20-10, Away: 3-15, Neutral: 0-1**

**Coach C.J. "Pete" Taylor, 23rd year**

Date	Opponent	Site	Streak	Score
2-23	LSU	USM	W1	5-4 (7)
2-23	LSU	USM	W2	8-7 (6)
2-28	West Alabama	Livingston, Ala.	W3	5-4 (7)
2-28	West Alabama	Livingston, Ala.	L1	1-2 (7)
3-2	UAB	Birmingham, Ala.	L2	3-8 (7)
3-2	UAB	Birmingham, Ala.	L3	3-7 (7)
3-7	UNO	New Orleans, La.	L4	0-1 (10)
3-7	UNO	New Orleans, La.	L5	2-6 (7)
3-9	SW BAPTIST	USM	W1	13-6 (7)
3-9	SW BAPTIST	USM	W2	12-7 (6)
3-10	NAVY	USM	W3	6-3 (7)
3-10	NAVY	USM	L1	2-7 (5)
3-11	Spring Hill	Mobile, Ala.	W1	8-4
3-13	MISS. COLLEGE	USM	L1	3-5 (7)
3-13	MISS. COLLEGE	USM	W1	7-4 (6)
3-16	OLE MISS	USM	L1	3-6
3-17	ALABAMA	USM	L2	10-16
3-18	ALABAMA	USM	L3	1-10
3-20	CEN. METHODIST	USM	W1	17-5 (7)
3-20	CEN. METHODIST	USM	W2	15-5 (7)
3-21	Ole Miss	Oxford, Miss.	L1	3-9
3-25	Southeastern La.	Hammond, La.	W1	8-4 (7)
3-25	Southeastern La.	Hammond, La.	L1	0-5 (7)
3-27	MISSISSIPPI STATE	USM-SHP	L2	4-5
3-28	MISSISSIPPI STATE	USM-SHP	L3	2-6
3-30	NORTH PARK	USM	W1	9-0 (7)
3-30	NORTH PARK	USM	W2	8-2 (7)
4-1	WEST ALABAMA	USM	W3	6-1 (7)
4-1	WEST ALABAMA	USM	L1	0-2 (7)
4-3	NORTH PARK	USM	W1	5-4 (7)
4-3	NORTH PARK	USM	W2	8-0 (7)
4-4	Miss. College	Clinton, Miss.	L1	4-7 (7)
4-7	SPRING HILL	USM	W1	16-2
4-10	Delta State	Greenville, Miss.	L1	2-15
4-11	Delta State	Cleveland, Miss.	L2	0-3 (7)
4-11	Delta State	Cleveland, Miss.	L3	4-15 (7)
4-14	Alabama	Tuscaloosa, Ala.	L4	5-9
4-15	Alabama	Tuscaloosa, Ala.	L5	1-4
4-16	LA.-LAFAYETTE	USM-SHP	W1	2-1
4-17	LA.-LAFAYETTE	USM	W2	11-4 (7)
4-17	LA.-LAFAYETTE	USM	W3	6-3 (7)
4-22	Louisiana State	Baton Rouge, La.	W4	5-2 (7)
4-22	Louisiana State	Baton Rouge, La.	L1	5-9 (7)
4-23	SOUTHEASTERN LA.	USM	W1	10-9 (7)
4-23	SOUTHEASTERN LA.	USM	W2	7-0 Forfeit
4-24	TULANE	USM	L1	4-5 (7)
4-24	TULANE	USM	L2	5-7 (11)
4-27	UNO	USM	L3	0-9 (7)
4-27	UNO	USM	L4	2-6 (7)

# Year-by-Year Results

## 1982

Record: 9-24; Home: 8-10, Away: 1-14

Coach C.J. "Pete" Taylor, 24th year

Date	Opponent	Site	Streak	Score
2-24	LSU	USM	W1	8-9
2-25	LSU	USM	L1	5-10
2-27	Florida State	Tallahassee, Fla.	L2	7-16
2-28	Florida State	Tallahassee, Fla.	L3	1-20
3-2	ALABAMA	USM	L4	4-9
3-3	ALABAMA	USM	L5	1-11
3-5	MISS. COLLEGE	USM	W1	4-1 (7)
3-5	MISS. COLLEGE	USM	L1	1-4 (6)
3-9	NAVY	USM	W1	5-2 (7)
3-9	NAVY	USM	W2	7-6 (7)
3-12	DELTA STATE	USM	L1	3-11 (7)
3-12	DELTA STATE	USM	W1	5-7 (5)
3-13	TULANE	USM	W2	3-1 (7)
3-13	TULANE	USM	L1	3-11 (7)
3-17	La.-Lafayette	Lafayette, La.	L2	1-10
3-18	La.-Lafayette	Lafayette, La.	L3	2-8 (7)
3-18	La.-Lafayette	Lafayette, La.	L4	0-5 (7)
3-19	SW BAPTIST	USM	L5	3-4 (7)
3-19	SW BAPTIST	USM	W1	11-5 (6)
3-20	WEST ALABAMA	USM	L1	4-6 (7)
3-20	WEST ALABAMA	USM	L2	0-2 (7)
3-22	UAB	USM	L3	0-4
3-30	Alabama	Tuscaloosa, Ala.	L4	2-12
3-31	Alabama	Tuscaloosa, Ala.	L5	1-7
4-2	NORTH PARK	USM	W1	16-3
4-3	Tulane	New Orleans, La.	L1	0-6 (7)
4-3	Tulane	New Orleans, La.	L2	5-6 (7)
4-5	Miss. College	Clinton, Miss.	L3	4-5 (7)
4-5	Miss. College	Clinton, Miss.	L4	1-2 (7)
4-14	Mississippi State	Starkville, Miss.	L5	3-15
4-14	Mississippi State	Starkville, Miss.	L6	1-10
4-19	Louisiana State	Baton Rouge, La.	L7	3-4
4-20	Ole Miss	Oxford, Miss.	W1	2-0 (5)

3-10	NAVY	USM	L1	1-5 (7)
3-10	NAVY	USM	W1	5-4 (6)
3-11	SW BAPTIST	USM	W2	5-2 (7)
3-11	SW BAPTIST	USM	W3	16-3 (7)
3-15	UAB	Birmingham, Ala.	W4	8-4
3-18	*Tulane	New Orleans, La.	L1	6-12 (7)
3-18	*Tulane	New Orleans, La.	L2	1-10 (7)
3-19	Nicholls State	Thibodaux, La.	L3	3-4 (16)
3-22	South Alabama	Mobile, Ala.	L4	0-10 (7)
3-22	South Alabama	Mobile, Ala.	L5	5-6 (7)
3-29	LA.-LAFAYETTE	USM	L6	1-4 (7)
3-29	LA.-LAFAYETTE	USM	L7	1-6 (7)
3-31	NORTH PARK	USM	W1	10-1 (7)
3-31	NORTH PARK	USM	W2	12-3 (7)
4-2	Louisiana State	Baton Rouge, La.	L1	7-8 (7)
4-2	Louisiana State	Baton Rouge, La.	L2	4-9 (7)
4-11	OLE MISS	USM	L3	4-6
4-12	MISSISSIPPI STATE	USM-SHP	L4	6-9
4-13	MISSISSIPPI STATE	USM	L5	12-17
4-15	MISS. COLLEGE	USM	W1	3-2 (7)
4-15	MISS. COLLEGE	USM	L1	7-10 (7)
4-16	*TULANE	USM	L2	3-7 (7)
4-16	*TULANE	USM	L3	6-15 (7)
4-18	LSU	USM	L4	8-19
4-19	LSU	USM	L5	1-13 (7)
4-21	Ole Miss	Meridian, Miss.	L6	19-20
4-23	UNO	New Orleans, La.	W1	10-4 (7)
4-23	UNO	New Orleans, La.	L1	2-7 (7)
4-25	Miss. College	Clinton, Miss.	L2	1-11 (7)
4-25	Miss. College	Clinton, Miss.	L3	1-5 (7)
4-26	ALABAMA	USM-SHP	L4	1-17
4-27	ALABAMA	USM	L5	3-9

### Metro Conference Tournament

5-12	Florida State	Tallahassee, Fla.	L6	7-14
5-13	Virginia Tech	Tallahassee, Fla.	L7	2-11

\*Metro Conference Game

## 1984

Record: 13-36-2; Home: 9-11-2, Away: 3-23, Neutral: 1-2, Day:

11-24-2, Night: 2-12, Metro: 1-11

Coach Hill Denson, 1st year

## 1983

Record: 11-33; Home: 9-14, Away: 2-17, Neutral: 0-2,

Metro: 0-6

Coach C.J. "Pete" Taylor, 25th year

Date	Opponent	Site	Streak	Score
2-12	*Florida State	Tallahassee, Fla.	L1	2-4 (7)
2-12	*Florida State	Tallahassee, Fla.	L2	4-8 (7)
2-26	LA.-MONROE	USM	W1	5-4 (7)
2-26	LA.-MONROE	USM	W2	5-1 (7)
3-1	Alabama	Tuscaloosa, Ala.	L1	7-18
3-2	Alabama	Tuscaloosa, Ala.	L2	1-4
3-7	Delta State	Cleveland, Miss.	L3	3-10 (7)
3-7	Delta State	Cleveland, Miss.	L4	4-5 (7)
3-8	NICHOLLS STATE	USM	L5	6-8 (7)
3-8	NICHOLLS STATE	USM	W1	2-1 (7)

Date	Opponent	Site	Streak	Score
2-18	WEST ALABAMA	USM	W1	4-2 (7)
2-18	WEST ALABAMA	USM	W2	5-1 (7)
2-20	LSU	USM	L1	1-7 (7)
2-20	LSU	USM	L2	7-8 (5)
2-25	SOUTHEASTERN LA.	USM	W1	5-2 (7)
2-25	SOUTHEASTERN LA.	USM	W2	10-5 (7)
2-27	LSU	Baton Rouge, La.	L1	2-15 (5)
2-27	LSU	Baton Rouge, La.	L2	1-6 (7)
3-7	ALABAMA	USM	L3	2-11
3-8	ALABAMA	USM	L4	3-14
3-10	*Tulane	New Orleans, La.	L5	3-5 (7)

# Year-by-Year Results

3-10	*Tulane	New Orleans, La.	L6	2-7 (7)	2-20	Alabama	Tuscaloosa, Ala.	L1	1-11
3-11	CHICAGO STATE	USM	W1	6-2 (7)	2-21	Alabama	Tuscaloosa, Ala.	L2	3-4 (13)
3-11	CHICAGO STATE	USM	W2	6-1 (7)	2-22	VANDERBILT	USM-PTP	W1	14-12
3-14	*Florida State	Tallahassee, Fla.	W3	9-8	2-23	VANDERBILT	USM-PTP	W2	5-4
3-15	*Florida State	Tallahassee, Fla.	L1	5-7	2-24	VANDERBILT	USM-PTP	L1	2-3
3-16	*Florida State	Tallahassee, Fla.	L2	6-12	3-2	*TULANE	USM-PTP	W1	6-4 (7)
3-24	Nicholls State	Thibodaux, La.	L3	2-3 (7)	3-2	*TULANE	USM-PTP	L1	0-13 (7)
3-24	Nicholls State	Thibodaux, La.	L4	6-9 (7)	3-3	*TULANE	USM-PTP	L2	5-10
3-25	NORTH PARK	USM	W1	12-0 (7)	3-5	Nicholls State	Thibodaux, La.	L3	0-7
3-25	NORTH PARK	USM	W2	3-6 (7)	3-6	Nicholls State	Thibodaux, La.	W1	1-0
3-28	Southeastern La.	Hammond, La.	W3	9-3 (7)	3-8	Southeastern La.	Hammond, La.	L1	2-4 (7)
3-28	Southeastern La.	Hammond, La.	W4	6-5 (7)	3-8	Southeastern La.	Hammond, La.	L2	3-9 (7)
3-30	DELTA STATE	USM	L1	8-9 (10)	3-9	NW (La.) St.	Natchitoches, La.	L3	7-9 (11)
3-31	DELTA STATE	USM	W1	10-6 (7)	3-10	NW (La.) St.	Natchitoches, La.	W1	15-2
3-31	DELTA STATE	USM	T	6-6 (9)	3-11	NW (La.) St.	Natchitoches, La.	W2	12-9
4-3	Miss. College	Clinton, Miss.	L1	5-6 (7)	3-12	Louisiana Tech	Ruston, La.	W3	9-8
4-3	Miss. College	Clinton, Miss.	L2	4-10 (7)	3-13	Grambling	Grambling, La.	W4	17-12
4-5	Ole Miss	Oxford, Miss.	L3	7-19	3-13	La.-Monroe	Monroe, La.	L1	5-6 (10)
4-6	*Memphis	Memphis, Tenn.	L4	6-7	3-20	Delta State	Cleveland, Miss.	W1	7-4
4-7	*Memphis	Memphis, Tenn.	L5	0-10	3-22	KENT	USM-PTP	W2	12-5 (7)
4-11	La.-Monroe	Monroe, La.	L6	9-10 (7)	3-22	KENT	USM-PTP	L1	2-8 (5)
4-11	La.-Monroe	Monroe, La.	L7	4-5 (7)	3-23	*FLORIDA STATE	USM-PTP	L2	6-17
4-14	Mississippi State	Starkville, Miss.	L8	5-10	3-23	*FLORIDA STATE	USM-SHP	L3	0-6
4-15	Mississippi State	Starkville, Miss.	L9	5-8	3-24	*FLORIDA STATE	USM-PTP	W1	6-4
4-17	Alabama	Tuscaloosa, Ala.	L10	2-6	3-26	SOUTH ALABAMA	USM-SHP	L1	2-7
4-18	Alabama	Tuscaloosa, Ala.	L11	4-14	3-28	ALCORN STATE	USM-PTP	W1	11-7
4-21	MISS. COLLEGE	USM	L12	10-12 (8)	3-30	*Tulane	New Orleans, La.	W2	6-5 (7)
4-21	MISS. COLLEGE	USM	T	11-11 (6)	3-30	*Tulane	New Orleans, La.	L1	6-12 (7)
4-24	West Alabama	Livingston, Ala.	L1	4-5 (8)	3-31	*Tulane	New Orleans, La.	L2	0-12
4-24	West Alabama	Livingston, Ala.	L2	6-10 (7)	4-1	GANNON	USM-PTP	W1	3-2 (7)
4-25	*TULANE	USM	L3	4-14 (7)	4-1	GANNON	USM-PTP	W2	8-3 (7)
4-25	*TULANE	USM	L4	3-6 (7)	4-2	GANNON	USM-PTP	W3	1-0 (7)
4-28	La.-Lafayette	Lafayette, La.	L5	3-6 (7)	4-2	GANNON	USM-PTP	W4	20-3 (5)
4-28	La.-Lafayette	Lafayette, La.	L6	0-6 (7)	4-4	GANNON	USM-PTP	W5	6-3 (7)
5-1	*FLORIDA STATE	USM	L7	3-9	4-4	GANNON	USM-PTP	W6	12-0 (7)
5-2	*FLORIDA STATE	USM	L8	2-11	4-5	*Memphis	Memphis, Tenn.	L1	6-7
5-3	*FLORIDA STATE	USM	L9	6-16	4-6	*Memphis	Memphis, Tenn.	L2	0-5 (7)
					4-6	*Memphis	Memphis, Tenn.	L3	2-5 (7)
					4-9	West Alabama	Livingston, Ala.	L4	3-8 (7)
					4-9	West Alabama	Livingston, Ala.	W1	16-3 (7)
					4-10	Ole Miss	Oxford, Miss.	L1	4-6
					4-11	Miss. College	Clinton, Miss.	L2	4-8 (10)
					4-11	Miss. College	Clinton, Miss.	L3	5-9 (7)
					4-13	*Memphis	USM-PTP	W1	4-0 (7)
					4-13	*Memphis	USM-SHP	W2	5-4 (7)
					4-15	UNO	New Orleans, La.	W3	9-6
					4-17	ALABAMA	USM-SHP	L1	4-12
					4-18	ALABAMA	USM-PTP	L2	9-17
					4-19	NICHOLLS STATE	USM-PTP	L3	4-8
					4-20	MISS. COLLEGE	USM-PTP	L4	3-5 (7)
					4-20	MISS. COLLEGE	USM-SHP	L5	4-8 (7)
					4-21	NW (La.) St.	USM-PTP	L6	3-8 (7)
					4-21	NW (La.) St.	USM-PTP	L7	6-9 (7)

## Metro Conference Tournament

5-10	Tulane	Tallahassee, Fla.	W1	7-5
5-11	South Carolina	Tallahassee, Fla.	L1	5-8
5-12	Virginia Tech	Tallahassee, Fla.	L2	5-17

\*Metro Conference Game

## 1985

Record:28-41; Home:19-19, Away:9-20, Neutral: 0-2, Day:

26-32, Night: 2-10, Metro: 5-12

Cochs Hill Denson, 2nd year

Date	Opponent	Site	Streak	Score
2-16	*Florida State	Tallahassee, Fla.	L1	1-20
2-16	*Florida State	Tallahassee, Fla.	L2	4-10 (7)
2-17	*Florida State	Tallahassee, Fla.	L3	3-24
2-19	LA.-MONROE	USM-PTP	W1	3-1 (7)
2-19	LA.-MONROE	USM-PTP	W2	5-2 (7)

# Year-by-Year Results

4-23	WEST ALABAMA	USM-PTP	W1	3-2 (7)
4-23	WEST ALABAMA	USM-PTP	W2	14-8 (7)
4-25	MISSISSIPPI STATE	USM-PTP	L1	4-11 (7)
4-25	MISSISSIPPI STATE	USM-PTP	L2	0-3 (7)
4-28	LA.-LAFAYETTE	USM-PTP	L3	4-6 (10)
4-30	South Alabama	Mobile, Ala.	L4	7-8
5-1	UNO	USM-SHP	L5	1-5
5-4	NICHOLLS STATE	USM-PTP	W1	8-4
5-5	NICHOLLS STATE	USM-PTP	L1	3-4 (10)

## Metro Conference Tournament

5-9	South Carolina	Tallahassee, Fla.	L2	1-13
5-10	Cincinnati	Tallahassee, Fla.	L3	9-11

\*Metro Conference Game

## 1986

**Record: 31-30; Home: 21-13; Away: 8-15, Neutral: 2-2, Day:**

**26-26, Night: 5-4, Metro: 6-15**

**Coach Hill Denson, 3rd year**

Date	Opponent	Site	Streak	Score
2-12	Southern U.	Baton Rouge, La.	L1	4-6
2-15	*Florida State	Tallahassee, Fla.	L2	6-7 (7)
2-15	*Florida State	Tallahassee, Fla.	L3	0-2 (7)
2-16	*Florida State	Tallahassee, Fla.	L4	6-14
2-18	NICHOLLS STATE	USM-PTP	W1	9-6
2-19	DELTA STATE	USM-PTP	L1	3-4
2-20	DELTA STATE	USM-PTP	W1	6-1
2-22	VANDERBILT	USM-PTP	W2	2-1
2-23	ARKANSAS-LR	USM-PTP	L1	3-4 (7)
2-23	ARKANSAS-LR	USM-PTP	W1	8-3 (7)
2-24	ARKANSAS-LR	USM-PTP	W2	8-1
2-26	ALABAMA	USM-PTP	L1	0-5
2-27	West Alabama	Livingston, Ala.	W1	4-3
3-1	*Tulane	New Orleans, La.	L1	1-8
3-2	*Tulane	New Orleans, La.	L2	5-13
3-3	LOUISIANA TECH	USM-PTP	L3	6-11
3-5	GRAMBLING	USM-PTP	L4	9-2
3-6	SOUTH ALABAMA	USM-PTP	L5	1-7
3-8	*TULANE	USM-PTP	W1	9-7
3-9	NW (La.) St.	Natchitoches, La.	W2	9-1
3-10	NW (La.) St.	Natchitoches, La.	W3	6-1
3-11	NW (La.) St.	Natchitoches, La.	L1	1-3
3-20	JACKSON STATE	USM-PTP	W1	12-0
3-21	MISSOURI	USM-PTP	L1	3-7
3-22	*FLORIDA STATE	USM-PTP	W1	5-1 (7)
3-22	*FLORIDA STATE	USM-PTP	L1	0-2 (7)
3-23	*FLORIDA STATE	USM-PTP	L2	9-13
3-25	TENNESSEE	USM-PTP	W1	9-8
3-26	TENNESSEE	USM-SHP	W2	9-3
3-28	MISS. VALLEY ST.	USM-PTP	W3	10-4
3-31	LA.-MONROE	USM-PTP	W4	7-1
4-1	LA.-MONROE	USM-PTP	W5	4-0
4-2	Alabama	Tuscaloosa, Ala.	L1	1-9
4-3	West Alabama	Livingston, Ala.	W1	10-7

4-5	*MEMPHIS	USM-PTP	L1	2-3 (7)
4-5	*MEMPHIS	USM-PTP	L2	2-5 (7)
4-6	*MEMPHIS	USM-PTP	L3	5-8
4-7	Southeastern La.	Hammond, La.	L4	8-9
4-9	ARKANSAS-LR	USM-PTP	W1	5-0
4-10	Jackson State	Jackson, Miss.	W2	4-3
4-13	*Memphis	Memphis, Tenn.	L1	2-9 (7)
4-13	*Memphis	Memphis, Tenn.	L2	3-4 (9)
4-14	Vanderbilt	Nashville, Tenn.	W1	7-3
4-15	Vanderbilt	Nashville, Tenn.	W2	5-3
4-17	MISS. COLLEGE	USM-PTP	W3	4-2
4-17	MISS. COLLEGE	USM-PTP	W4	6-1
4-19	UNO	USM-PTP	L1	9-12
4-22	Mississippi State	Starkville, Miss.	W1	12-5
4-23	Mississippi State	Starkville, Miss.	L1	3-7
4-25	Nicholls State	Thibodaux, La.	L2	3-9
4-27	SOUTHEASTERN LA.	USM-PTP	W1	5-1
4-28	UNO	New Orleans, La.	L1	3-7
4-30	WEST ALABAMA	USM-PTP	W1	5-4 (8)
4-30	WEST ALABAMA	USM-PTP	W2	10-8 (7)
5-1	South Alabama	Mobile, Ala.	L1	6-15
5-3	*TULANE	USM-PTP	W1	4-2
5-4	*TULANE	USM-PTP	W2	11-4

## Metro Conference Tournament

5-8	South Carolina	Tallahassee, Fla.	L1	1-10
5-9	Louisville	Tallahassee, Fla.	W1	14-5
5-10	Cincinnati	Tallahassee, Fla.	W2	11-1
5-11	Memphis	Tallahassee, Fla.	L1	2-4

\*Metro Conference Game

## 1987

**Record: 37-25; Home: 24-7, Away: 12-12, Neutral: 1-6, Day:**

**35-21, Night: 2-4, Metro: 7-11**

**Coach Hill Denson, 4th year**

Date	Opponent	Site	Streak	Score
2-10	West Florida	Pensacola, Fla.	L1	6-7
2-12	SPRING HILL	USM-PTP	L2	5-6
2-14	SOUTHERN U.	USM-PTP	W1	9-8 (11)
2-16	BELHAVEN	USM-PTP	W2	13-1
2-19	Southeastern La.	Hammond, La.	L1	2-3
2-25	West Alabama	Livingston, Ala.	W1	12-4 (7)
2-25	West Alabama	Livingston, Ala.	L1	5-11 (7)
2-27	* Florida State	Tallahassee, Fla.	L2	2-7(7)
2-28	*Florida State	Tallahassee, Fla.	L3	4-10 (7)
3-1	*Florida State	Tallahassee, Fla.	W1	11- 8
3-3	South Alabama	Mobile, Ala.	L1	2-9
3-4	SOUTHEASTERN LA.	USM-PTP	W1	22-2
3-5	WEST FLORIDA	USM-PTP	W2	5-2
3-8	Tulane	New Orleans, La.	L1	3-4 (8)
3-9	CHRISTIAN BROS.	USM-PTP	W1	7-2
3-11	Arkansas-LR	Little Rock, Ark.	W2	7-6 (7)
3-11	Arkansas-LR	Little Rock, Ark.	W3	6-1 (7)
3-12	La.-Monroe	Monroe, La.	W4	5-1

# Year-by-Year Results

					Date	Opponent	Site	Streak	Score
3-13	La.-Monroe	Monroe, La.	L1	2-7					
3-15	SOUTH ALABAMA	USM-PTP	L1	4-12	2-13	LA.-MONROE	USM-PTP	W1	6-2
3-18	MISS. COLLEGE	USM-PTP	W1	8-7	2-14	LA.-MONROE	USM-PTP	L1	1-2
3-19	TOWSON	USM-PTP	W2	4-1 (7)	2-16	NICHOLLS STATE	USM-PTP	W1	11-10
3-19	TOWSON	USM-PTP	W3	8-0 (7)	2-17	NICHOLLS STATE	USM-PTP	W2	8-4
3-21	*FLORIDA STATE	USM-PTP	W4	3-1 (7)	2-21	La.-Monroe	Monroe, La.	W3	11-3 (7)
3-21	*FLORIDA STATE	USM-PTP	L1	2-4 (7)	2-21	La.-Monroe	Monroe, La.	W4	11-6 (7)
3-22	*FLORIDA STATE	USM-PTP	L2	13-9	2-23	MISS. COLLEGE	USM-PTP	W5	9-2
3-24	COLUMBUS	USM-PTP	W1	9-8 (10)	2-24	MISS. COLLEGE	USM-PTP	W6	7-4
3-25	MISS. VALLEY ST.	USM-PTP	W2	5-2	2-26	*Florida State	Tallahassee, Fla.	L1	3-6
3-26	Alabama	Tuscaloosa, Ala.	W3	12-11	2-27	*Florida State	Tallahassee, Fla.	L2	11-18
3-28	JACKSON STATE	USM-PTP	W4	5-2	2-28	*Florida State	Tallahassee, Fla.	W1	6-5
<b>Diamond Club Classic</b>									
3-31	South Alabama	Mobile, Ala.	W5	11-4 (7)	3-2	Jackson State	Jackson-SW	L1	2-3 (7)
4-1	Southern Cal	Mobile, Ala.	L1	0-1 (7)	3-4	BELHAVEN	USM-PTP	W1	7-3
4-4	*Memphis	Memphis, Tenn.	L2	0-9 (7)	3-11	VANDERBILT	USM-PTP	W2	4-2
4-4	*Memphis	Memphis, Tenn.	W1	8-5 (7)	3-12	VANDERBILT	USM-PTP	L1	3-5 (13)
4-5	*Memphis	Memphis, Tenn.	L1	6-11	3-13	UNO	New Orleans, La.	L2	5-9
4-7	ALCORN STATE	USM-PTP	L2	3-4 (7)	3-15	WEST ALABAMA	USM-PTP	W1	5-0
4-7	ALCORN STATE	USM-PTP	W1	9-1 (7)	3-16	WEST ALABAMA	USM-PTP	L1	1-6
4-9	Miss. College	Clinton, Miss.	W2	16-2	3-19	*FLORIDA STATE	USM-PTP	W2	5-4
4-11	*Memphis	USM-PTP	W3	4-3 (8)	3-19	*FLORIDA STATE	USM-PTP	W2	2-1 (7)
4-11	*Memphis	USM-PTP	W4	4-3 (7)	3-20	*FLORIDA STATE	USM-PTP	W3	9-7
4-12	*Memphis	USM-PTP	L1	3-4	3-22	BOWLING GREEN	USM-PTP	L1	4-8
4-17	Tulane	New Orleans, La.	L2	0-2 (7)	3-23	BOWLING GREEN	USM-PTP	W1	5-1
4-17	Tulane	New Orleans, La.	L3	3-6 (7)	3-24	BOWLING GREEN	USM-PTP	L1	1-8
4-18	UNO	New Orleans, La.	W1	8-5	3-26	*South Carolina	Columbia, S.C.	L2	4-7
4-20	LA.-MONROE	USM-PTP	W2	7-6 (12)	3-27	*South Carolina	Columbia, S.C.	W1	8-7
4-21	LA.-MONROE	USM-PTP	L1	3-5	4-5	Southeastern La.	Hammond, La.	W2	7-6
4-22	Jackson State	Jackson-SW	L2	0-6	4-6	Southeastern La.	Hammond, La.	L1	2-8
4-24	Mississippi State	Jackson-SW	L3	7-11	4-7	ALCORN STATE	USM-PTP	W1	7-2
4-25	UNO	USM-PTP	W1	5-2	4-9	*Memphis	Memphis, Tenn.	L1	2-5 (7)
4-26	WEST ALABAMA	USM-PTP	W2	5-4 (7)	4-9	*Memphis	Memphis, Tenn.	L2	4-6 (7)
4-26	WEST ALABAMA	USM-PTP	W3	2-1 (8)	4-10	*Memphis	Memphis, Tenn.	W1	7-1 (7)
4-28	MISSISSIPPI STATE	USM-PTP	W4	5-2	4-10	*Memphis	Memphis, Tenn.	L1	2-10 (7)
4-29	MISS.STATE	USM-PTP	W5	8-7	4-11	BELHAVEN	USM-PTP	W1	15-2
5-1	TULANE	USM-PTP	L1	5-12	4-13	Mississippi State	Starkville, Miss.	L1	9-14
5-2	TULANE	USM-PTP	W1	11-6	4-14	Mississippi State	Starkville, Miss.	L2	4-5 (11)
5-5	ALABAMA	UMS-PTP	W2	6-2	4-15	Mississippi State	Jackson-SW	L3	0-6
<b>Charlotte Invitational Tournament</b>									
5-9	Davidson	Charlotte, N.C.	W3	9-6	4-16	ARKANSAS-LR	USM-PTP	L4	6-8
5-10	N.C. State	Charlotte, N.C.	L1	5-6	4-17	ARKANSAS-LR	USM-PTP	L5	2-5
5-11	Charlotte	Charlotte, N.C.	W1	4-2 (12)	4-18	Tulane	New Orleans, La.	W1	12-9 (10)
<b>Metro Conference Tournament</b>									
5-13	Memphis	Columbia, S.C.	L1	1-10	4-19	MISS. VALLEY	USM-PTP	W2	8-1
5-15	Virginia Tech	Columbia, S.C.	W1	14-9	4-20	MISS. VALLEY	USM-PTP	W3	16-3
5-16	Florida State	Columbia, S.C.	L1	1-5	4-23	TULANE	USM-PTP	W4	10-3
<b>*Metro Conference Game</b>									
<b>1988</b>									
<b>Record: 36-26; Home: 27-10, Away: 7-13, Neutral: 2-3, Day:</b>									
<b>18-12, Night: 18-14, Metro: 9-6</b>									
<b>Coach Hill Denson, 5th year</b>									
					5-1	WILLIAM CAREY	USM-PTP	W3	20-5
					5-3	JACKSON STATE	USM-PTP	W4	12-4
					5-6	UCF	USM-PTP	L1	1-14
					5-7	UCF	USM-PTP	W1	7-4

# Year-by-Year Results

5-8	UCF	USM-PTP	W2	11-9	4-15	*Memphis	USM-PTP	W2	5-3 (7)
5-10	UAB	USM-PTP	W3	5-6	4-15	*Memphis	USM-PTP	L1	0-6 (7)
5-11	UAB	USM-PTP	L1	6-2	4-16	*Memphis	USM-PTP	W1	7-4
5-12	SOUTH ALABAMA	USM-PTP	W1	10-6	4-18	South Alabama	Mobile, AL	L1	10-11
5-14	South Alabama	Mobile, Ala.	L1	9-17	4-20	Mississippi State	Jackson-SW	L2	4-5 (10)
5-15	South Alabama	Mobile, Ala.	L2	3-13	4-22	TULANE	USM-PTP	L3	7-16

## Metro Conference Tournament

5-18	Memphis	Tallahassee, Fla.	W1	11-4	4-25	JACKSON STATE	USM-PTP	W1	12-8
5-19	South Carolina	Tallahassee, Fla.	L1	2-4	4-26	ALCORN STATE	USM-PTP	W2	13-6
5-20	Cincinnati	Tallahassee, Fla.	W1	10-1	4-28	WILLIAM CAREY	USM-PTP	W3	4-3 (11)
5-21	South Carolina	Tallahassee, Fla.	L1	2-6	4-30	WILLIAM CAREY	USM-PTP	W4	11-3

\*Metro Conference Game

## 1989

**Record: 36-26; Home: 24-11, Away: 9-12, Neutral: 3-3,**

**Day: 20-12, Night: 16-14, Metro: 8-7**

### Coach Hill Denson, 6th year

Date	Opponent	Site	Streak	Score
2-11	Tulane	New Orleans, La.	L1	4-5
2-12	Tulane	New Orleans, La.	W1	3-2
2-14	LSU	Baton Rouge, La.	L1	1-10
2-15	Nicholls St.	Thibodaux, La.	L2	5-7
2-19	ARKANSAS-LR	USM-PTP	L3	1-3 (7)
2-19	ARKANSAS-LR	USM-PTP	L4	5-6 (14)
2-20	SOUTH ALABAMA	USM-PTP	L5	4-6
2-23	BELHAVEN	USM-PTP	W1	14-6
2-25	LA.-MONROE	USM-PTP	W2	14-1
2-26	LA.-MONROE	USM-PTP	W3	6-0
3-1	UNO	New Orleans, La.	L1	0-2
3-3	*SOUTH CAROLINA	USM-PTP	W1	16-6
3-9	SOUTHEASTERN LA.	USM-PTP	W2	8-6
3-10	OHIO STATE	USM-PTP	W3	7-3
3-11	OHIO STATE	USM-PTP	L1	9-11 (7)
3-11	OHIO STATE	USM-PTP	W1	13-12
3-12	OHIO STATE	USM-PTP	L1	4-8
3-14	WEST ALABAMA	USM-PTP	W1	9-8
3-15	WEST ALABAMA	USM-PTP	W2	5-0
3-18	TOWSON	USM-PTP	W3	7-5
3-19	TOWSON	USM-PTP	L1	5-6 (12)
3-20	TOWSON	USM-PTP	W1	10-4
3-24	BELHAVEN	USM-PTP	L1	12-13
3-25	La.-Monroe	Monroe, La.	W1	6-4
3-26	La.-Monroe	Monroe, La.	W2	11-9
3-28	MISS. VALLEY ST.	USM-PTP	W3	9-0
3-31	*Florida State	Tallahassee, Fla.	L1	2-10
4-1	*Florida State	Tallahassee, Fla.	L2	2-6
4-2	*Florida State	Tallahassee, Fla.	L3	2-7
4-4	Jackson State	Clinton, Miss.	W1	12-5 (10)
4-5	Southeastern La.	Hammond, La.	W2	5-4
4-9	*Louisville	Louisville, Ky.	W3	4-0 (7)
4-9	*Louisville	Louisville, Ky.	L1	5-6 (8)
4-12	MISSISSIPPI STATE	USM-PTP	L2	5-12
4-13	MISSISSIPPI STATE	USM-PTP	W1	8-5

4-15	*Memphis	USM-PTP	W2	5-3 (7)
4-15	*Memphis	USM-PTP	L1	0-6 (7)
4-16	*Memphis	USM-PTP	W1	7-4
4-18	South Alabama	Mobile, AL	L1	10-11
4-20	Mississippi State	Jackson-SW	L2	4-5 (10)
4-22	TULANE	USM-PTP	L3	7-16
4-23	TULANE	USM-PTP	L4	6-8
4-25	JACKSON STATE	USM-PTP	W1	12-8
4-26	ALCORN STATE	USM-PTP	W2	13-6
4-28	WILLIAM CAREY	USM-PTP	W3	4-3 (11)
4-30	WILLIAM CAREY	USM-PTP	W4	11-3
5-2	William Carey	Hattiesburg, Miss.	L1	3-7
5-3	SOUTH ALABAMA	USM-PTP	W1	4-1
5-4	UNO	USM-PTP	W2	11-3
5-5	*CINCINNATI	USM-PTP	W3	9-1 (7)
5-5	*CINCINNATI	USM-PTP	W4	11-3 (7)
5-7	*CINCINNATI	USM-PTP	W5	6-4
5-9	UAB	Birmingham, Ala.	W6	3-0
5-10	UAB	Birmingham, Ala.	W7	5-2
5-12	*Virginia Tech	Blacksburg, Va.	W8	10-3
5-13	*Virginia Tech	Blacksburg, Va.	L1	3-12
5-14	*Virginia Tech	Blacksburg, Va.	L2	1-4

## Metro Conference Tournament

5-17	Louisville	Columbia, S.C.	W1	13-3
5-18	Virginia Tech	Columbia, S.C.	W2	7-4
5-19	Florida State	Columbia, S.C.	L1	7-14
5-20	Cincinnati	Columbia, S.C.	W1	5-0
5-21	Florida State	Columbia, S.C.	L1	5-6 (12)

\*Metro Conference Game

## 1990

**Record: 42-25; Home: 24-12, Away: 13-11, Neutral:**

**5-2, Day: 27-13, Night: 15-12, Metro: 16-5 Coach Hill**

### Denson, 7th year

Date	Opponent	Site	Streak	Score
2-10	MISS. VALLEY ST.	USM-PTP	W1	6-0
2-11	MISS. VALLEY ST.	USM-PTP	W2	8-5 (7)
2-11	MISS. VALLEY ST.	USM-PTP	W3	7-2 (7)
	Busch Challenge			
2-16	UNO	New Orleans, La.	W4	3-0
2-17	Tulane	New Orleans, La.	W5	5-4
2-18	LSU	New Orleans, La.	W6	5-1
2-23	Southeastern La.	Denham Spr., La.	W7	7-6
2-24	Southeastern La.	Hammond, La.	W8	4-3
2-25	Southeastern La.	Hammond, La.	L1	7-8
2-27	Jackson State	Jackson, Miss.	W1	6-5
2-28	LSU	USM-PTP	L1	2-10
3-2	INDIANA	USM-PTP	W1	7-9
3-3	INDIANA	USM-PTP	W2	5-2
3-4	INDIANA	USM-PTP	W3	15-4
3-6	La.-Monroe	Monroe, La.	L1	7-10
3-7	Alcorn State	Natchez, Miss.	W1	8-5
3-9	*South Carolina	Columbia, S.C.	W2	4-3

# Year-by-Year Results

3-10	*South Carolina	Columbia, S.C.	L1	1-5
3-11	*South Carolina	Columbia, S.C.	L2	4-5
3-13	Midd. Tenn. St.	Murfreesboro, Tenn.	L3	7-8
3-15	Midd. Tenn. St.	Murfreesboro, Tenn.	L4	5-11
3-17	KANSAS STATE	USM- PTP	L%	0-4
3-18	KANSAS STATE	USM-PTP	W1	9-1 (7)
3-18	KANSAS STATE	USM-PTP	L1	1-3 (7)
3-20	JACKSON STATE	USM-PTP	W1	2-1
3-21	JACKSON STATE	USM-PTP	L1	9-11
3-23	*FLORIDA STATE	USM-PTP	L2	0-7
3-24	*FLORIDA STATE	USM-PTP	W1	6-3
3-25	*FLORIDA STATE	USM-PTP	W2	6-3
3-27	SW MISSOURI ST.	USM-PTP	L1	9-11
3-28	UNO	USM-PTP	L2	7-23
3-31	*Tulane	New Orleans, La.	L3	9-10
4-1	*Tulane	New Orleans, La.	W1	13-7 (7)
4-1	*Tulane	New Orleans, La.	W2	5-2 (7)
4-4	Mississippi State	Starkville, Miss.	W3	4-2
4-5	Mississippi State	Starkville, Miss.	L1	5-10
4-7	*LOUISVILLE	USM-PTP	W1	4-2
4-7	*LOUISVILLE	USM-PTP	W2	9-2 (7)
4-8	*LOUISVILLE	USM-PTP	W3	7-3
4-11	Ole Miss	Oxford, Miss.	L1	2-3 (15)
4-13	*Memphis	Memphis, Tenn.	L2	3-5
4-13	*Memphis	Memphis, Tenn.	W1	9-1 (7)
4-14	*Memphis	Memphis, Tenn.	W2	9-5

## Diamond Club Classic

4-17	South Alabama	Mobile, Ala.	L1	3-4
4-18	Florida	Mobile, Ala.	W1	3-1
4-21	SOUTHEASTERN LA.	USM-PTP	L1	6-9
4-24	ALCORN STATE	USM-PTP	W1	9-1
4-25	MISSISSIPPI STATE	USM-PTP	W2	8-5
4-28	*Cincinnati	Cincinnati, Ohio	W3	19-4 (7)
4-29	*Cincinnati	Cincinnati, Ohio	W4	10-6 (7)
4-29	*Cincinnati	Cincinnati, Ohio	W5	5-1 (7)
5-1	OLE MISS	USM-PTP	W6	7-1
5-2	SOUTH ALABAMA	USM-PTP	W7	5-4
5-5	SAMFORD	USM-PTP	W8	13-0
5-6	SAMFORD	USM-PTP	L1	3-4
5-8	UAB	USM-PTP	L2	3-10
5-9	UAB	USM-PTP	W1	1-0
5-11	*VIRGINIA TECH	USM-PTP	W2	5-0
5-12	*VIRGINIA TECH	USM-PTP	W3	2-1
++Suspended after 3 1/2; completed following day				
5-13	*VIRGINIA TECH	USM-PTP	W4	7-3

## Metro Conference Tournament

5-16	Louisville	USM-PTP	W5	5-1
5-17	Cincinnati	USM-PTP	L1	3-4
5-18	Memphis	USM-PTP	W1	5-2
5-19	Florida State	USM-PTP	L1	1-8

## NCAA South Central Regional

5-24	Southern Cal	Baton Rouge, La.	L2	5-23
5-25	La.-Lafayette	Baton Rouge, La.	W1	14-10

5-26	Houston	Baton Rouge, La.	L1	3-15
*Metro Conference Game				

## 1991

**Record: 42-24; Home: 25-8, Away: 13-13, Neutral: 4-3,**

**Day: 24-14, Night: 18-10, Metro: 15-6**

## Coach Hill Denson, 8th year

Date	Opponent	Site	Streak	Score
2-15	MISS. VALLEY ST.	USM-PTP	W1	2-0
2-16	MISS. VALLEY ST.	USM-PTP	W2	9-0
2-17	MISS. VALLEY ST.	USM-PTP	W3	5-2
2-24	La.-Monroe	Monroe, La.	L1	1-3 (7)
2-24	La.-Monroe	Monroe, La.	W1	4-2 (7)
2-26	South Alabama	Mobile, Ala.	L1	2-8
2-27	ALCORN STATE	USM-PTP	W1	16-5
2-28	SOUTH ALABAMA	USM-PTP	L1	6-7 (11)
3-2	TENNESSEE STATE	USM-PTP	W1	14-4 (7)
3-2	TENNESSEE STATE	USM-PTP	W2	20-2 (6)
3-5	SOUTHEASTERN LA.	USM-PTP	L1	6-7 (12)
3-6	SOUTHEASTERN LA.	USM-PTP	W1	8-7
3-8	Tennessee	Knoxville, Tenn.	L1	4-11
3-9	Tennessee	Knoxville, Tenn.	L2	2-7
3-10	Tennessee	Knoxville, Tenn.	L3	7-8
3-12	UAB	Birmingham, Ala.	W1	7-5
3-13	UAB	Birmingham, Ala.	L1	2-7
3-15	*SOUTH CAROLINA	USM-PTP	W1	8-7
3-16	*SOUTH CAROLINA	USM-PTP	W2	4-3
3-17	*SOUTH CAROLINA	USM-PTP	L1	7-17
3-19	MIDD. TENN. ST.	USM-PTP	W1	4-3
3-20	MIDD. TENN. ST.	USM-PTP	W2	7-3
3-22	*Florida State	Tallahassee, Fla.	L1	0-5
3-23	*Florida State	Tallahassee, Fla.	L2	4-8
3-24	*Florida State	Tallahassee, Fla.	L3	4-6
2-26	UNO	USM-PTP	W1	5-3 (7)
3-26	UNO	USM-PTP	W2	6-0 (7)
3-29	*TULANE	USM-PTP	L1	6-9
3-30	*TULANE	USM-PTP	L2	4-5
3-31	*TULANE	USM-PTP	W1	4-2
4-1	Jackson State	Jackson, Miss.	L1	3-6
4-3	Ohio State	Columbus, Ohio	L2	5-6
4-4	Ohio State	Columbus, Ohio	W1	12-4
4-6	*Louisville	Louisville, Ky.	W2	8-4
4-6	*Louisville	Louisville, Ky.	W3	13-7 (7)
4-7	*Louisville	Louisville, Ky.	W4	7-6 (10)
4-9	South Alabama	Mobile, Ala.	W5	5-4
4-10	OLE MISS	USM-PTP	L1	2-4
4-13	*Memphis	USM-PTP	W1	6-5
4-13	*Memphis	USM-PTP	W2	7-5 (7)
4-14	*Memphis	USM-PTP	W3	8-1
4-16	LA.-MONROE	USM-PTP	W4	6-3
4-17	LA.-MONROE	USM-PTP	W5	8-7 (12)
4-18	SOUTH ALABAMA	USM-PTP	W6	6-4
4-20	Southeastern La.	Hammond, La.	W7	8-2

# Year-by-Year Results

4-21	Southeastern La.	Hammond, La.	L1	4-5
4-23	Ole Miss	Oxford, Miss.	W1	11-6
4-24	Mississippi State	Starkville, Miss.	W2	7-1
4-27	*CINCINNATI	USM-PTP	W3	3-0
4-27	*CINCINNATI	USM-PTP	W4	3-0 (7)
4-28	*CINCINNATI	USM-PTP	W5	12-6
4-30	MISSISSIPPI STATE	USM-PTP	L1	2-3
5-1	MISSISSIPPI STATE	USM-PTP	L2	1-2
5-3	UNO	New Orleans, La.	W1	8-2 (7)
5-3	UNO	New Orleans, La.	L1	4-5 (11)
5-7	UAB	USM-PTP	W1	8-3
5-8	UAB	USM-PTP	W2	5-2
5-10	*Virginia Tech	Martinsville, Miss.	W3	11-4
5-11	*Virginia Tech	Blacksburg, Va.	W4	9-3
5-13	*Virginia Tech	Blacksburg, Va.	W5	4-0

## Metro Conference Tournament

5-15	Louisville	Salem, Va.	W6	19-3
5-16	Memphis	Salem, Va.	W7	11-2
5-17	Florida State	Salem, Va.	W8	3-1
5-18	South Carolina	Salem, Va.	L1	8-10

## NCAA Central Regional

5-24	Long Beach St.	Austin, Texas	L2	5-6 (11)
5-25	Texas	Austin, Texas	L3	2-18

\*Metro Conference Game

## 1992

**Record: 31-28; Home: 22-12, Away: 8-15, Neutral: 1-1,  
Day: 19-15, Night: 12-13, Metro: 9-9 Coach Hill Denson,  
9th year**

Date	Opponent	Site	Streak	Score
2-15	MISS. VALLEY ST.	USM-PTP	W1	23-1 (7)
2-16	MISS. VALLEY ST.	USM-PTP	W2	12-5
2-18	UNO	USM-PTP	W3	5-4 (10)
2-21	SOUTHEASTERN LA.	USM-PTP	L1	4-7
2-23	LA.-MONROE	USM-PTP	W1	6-2
2-23	LA.-MONROE	USM-PTP	W2	6-3 (7)
2-25	UNO	New Orleans, La.	W3	5-2
2-28	TENNESSEE	USM-PTP	L1	1-7
2-29	TENNESSEE	USM-PTP	L2	2-8 (12)
3-1	TENNESSEE	USM-PTP	L3	6-8
3-3	Tennessee St.	Nashville, Tenn.	W1	5-1
3-4	Tennessee St.	Nashville, Tenn.	L1	4-6
3-6	KANSAS STATE	USM-PTP	L2	3-14
3-7	KANSAS STATE	USM-PTP	W1	9-6
3-8	KANSAS STATE	USM-PTP	W2	6-1
3-10	AUSTIN PEAY	USM-PTP	W3	7-3
3-11	AUSTIN PEAY	USM-PTP	W4	5-4
3-13	*VCU	Richmond, Va.	L1	0-7
3-14	*VCU	Richmond, Va.	L2	6-9
3-15	*VCU	Richmond, Va.	W1	6-3
3-17	La.-Monroe	Monroe, La.	W2	6-3
3-21	E. ILLINOIS	USM-PTP	L1	2-4
3-22	E. ILLINOIS	USM-PTP	W1	13-6

3-24	SW MISSOURI ST.	USM-PTP	L1	5-6
3-25	Southeastern La.	Hammond, La.	L1	8-9
3-28	Memphis	Memphis, Tenn.	W1	10-3
3-28	Memphis	Memphis, Tenn.	L1	4-5 (7)
3-29	Memphis	Memphis, Tenn.	W1	10-3
4-4	*Louisville	Louisville, Ky.	L1	7-9
4-5	*Louisville	Louisville, Ky.	W1	13-8 (7)
4-5	*Louisville	Louisville, Ky.	L1	14-22
4-7	UAB	Birmingham, Ala.	W1	7-3
4-8	UAB	Birmingham, Ala.	L1	4-8
4-10	*CHARLOTTE	USM-PTP	W1	16-5
4-11	*CHARLOTTE	USM-PTP	W2	16-6
4-12	*CHARLOTTE	USM-PTP	L1	9-10
4-14	OLE MISS	USM-PTP	W1	6-4
4-15	OLE MISS	USM-PTP	L1	0-3
4-17	*Tulane	New Orleans, La.	L2	3-9
4-19	*Tulane	New Orleans, La.	L3	1-10 (7)
4-19	*Tulane	New Orleans, La.	L4	3-6 (7)
4-21	MISSISSIPPI STATE	USM-PTP	L5	0-3
4-22	Ole Miss	Oxford, Miss.	L6	5-25
4-24	MISSOURI	USM-PTP	W1	10-5
4-25	MISSOURI	USM-PTP	W2	7-3
4-26	MISSOURI	USM-PTP	L1	14-4
4-28	Mississippi State	Starkville, Miss.	L2	3-4
4-29	Mississippi State	Starkville, Miss.	L3	3-8
5-1	*USF	USM-PTP	W1	5-4
5-2	*USF	USM-PTP	W2	10-6
5-3	*USF	USM-PTP	W3	13-0
5-5	UAB	USM-PTP	W4	14-4
5-6	UAB	USM-PTP	W5	7-4
5-8	*VIRGINIA TECH	USM-PTP	W6	14-7
5-9	*VIRGINIA TECH	USM-PTP	W7	4-3
5-10	*VIRGINIA TECH	USM-PTP	L1	6-13

## Metro Conference Tournament

5-13	Tulane	New Orleans, La.	L2	4-7
5-15	Virginia Tech	New Orleans, La.	W1	10-3
5-16	Louisville	New Orleans, La.	L1	7-8 (10)

\*Metro Conference Game

## 1993

**Record: 33-26; Home: 19-10, Away: 12-12,  
Neutral: 2-4, Metro: 9-6  
Coach Hill Denson, 10th year**

Date	Opponent	Site	Streak	Score
2-20	M. TENN. ST.	USM-PTP	W1	9-1
2-21	M. TENN. ST.	USM-PTP	W2	19-3
<b>Winn-Dixie Showdown</b>				
2-26	UNO	New Orleans, La.	L1	5-8
2-27	LSU	New Orleans, La.	L2	4-8
2-28	Tulane	New Orleans, La.	W1	13-3
3-3	UNO	New Orleans, La.	W2	6-4
3-5	OHIO STATE	USM-PTP	L1	5-6
3-6	OHIO STATE	USM-PTP	W1	7-4

# Year-by-Year Results

3-7	OHIO STATE	USM-PTP	L1	5-19
3-8	UNO	USM-PTP	W1	5-4
3-9	MOBILE	USM-PTP	W2	11-5
3-10	WEST FLORIDA	USM-PTP	W3	4-3
3-12	Missouri	Columbia, Mo.	L1	2-9
3-14	Missouri	Columbia, Mo.	W1	6-5
3-15	Missouri	Columbia, Mo.	W2	14-11
3-17	SE Mo St.	Cape Girardeau, Mo.	L1	2-3
3-17	SE Mo. St.	Cape Girardeau, Mo.	W1	4-1
3-18	UT-Martin	Martin, Tenn.	L1	3-4
3-20	WRIGHT STATE	USM-PTP	L2	2-4
3-21	WRIGHT STATE	USM-PTP	W1	5-4
3-22	WRIGHT STATE	USM-PTP	L1	6-10
3-23	UAB	Birmingham, Ala.	L2	4-6
3-24	UAB	Birmingham, Ala.	W1	10-5
3-26	MEMPHIS	USM-PTP	W2	7-2
3-27	MEMPHIS	USM-PTP	L1	2-8
3-28	MEMPHIS	USM-PTP	W1	13-5
3-31	La.-Monroe	Monroe, La.	W2	15-13
4-3	*VCU	USM-PTP	W3	7-4
4-3	*VCU	USM-PTP	L1	9-11
4-4	*VCU	USM-PTP	W1	3-1
4-6	LA.-MONROE	USM-PTP	L1	2-5
4-7	Southeastern La.	Hammond, La.	L2	2-8
4-9	*USF	Tampa, Fla.	L3	6-8
4-10	*USF	Tampa, Fla.	L4	10-19
4-11	*USF	Tampa, Fla.	W1	7-3
4-13	Ole Miss	Oxford, Miss.	L1	13-15
4-14	Ole Miss	Oxford, Miss.	L2	7-8
4-16	*TULANE	USM-PTP	W1	4-2
4-17	*TULANE	USM-PTP	L1	5-12
4-18	*TULANE	USM-PTP	W1	8-7
4-20	OLE MISS	USM-PTP	W2	2-1
4-21	Mississippi State	Starkville, Miss.	L1	11-14
4-23	*Charlotte	Charlotte, N.C.	W1	8-5
4-24	*Charlotte	Charlotte, N.C.	W2	13-1
4-25	*Charlotte	Charlotte, N.C.	W3	11-2
4-27	MISSISSIPPI STATE	USM-PTP	W4	3-2
4-28	MISSISSIPPI STATE	USM-PTP	W5	5-4
5-1	*LOUISVILLE	USM-PTP	L1	2-8
5-1	*LOUISVILLE	USM-PTP	W1	7-6
5-4	UAB	USM-PTP	W2	7-2
5-5	UAB	USM-PTP	W3	9-4
5-7	South Alabama	Mobile, Ala.	L1	3-7
5-9	SOUTH ALABAMA	USM-PTP	L2	6-10
5-14	*Virginia Tech	Blacksburg, Va.	W1	6-4
5-15	*Virginia Tech	Blacksburg, Va.	L1	7-12
5-16	*Virginia Tech	Blacksburg, Va.	W1	2-1

## Metro Conference Tournament

5-20	Louisville	Richmond, Va.	L1	3-7
5-21	Louisville	Richmond, Va.	W1	12-5
5-22	Charlotte	Richmond, Va.	L1	2-11

\*Metro Conference Game

## 1994

**Record: 37-24; Home: 21-12, Away: 13-10, Neutral: 3-2, Metro: 11-7**

### Coach Hill Denson, 11th year

Date	Opponent	Site	Streak	Score
2-18	GRAMBLING STATE	USM-PTP	W1	13-7
2-19	GRAMBLING STATE	USM-PTP	W2	18-3
2-20	GRAMBLING STATE	USM-PTP	W3	14-2
2-21	MISS. VALLEY STATE	USM-PTP	W4	14-9
2-25	SE MISSOURI	USM-PTP	W5	13-5
2-26	SE MISSOURI	USM-PTP	W6	12-4
2-27	SE MISSOURI	USM-PTP	L1	8-9
3-2	UNO	New Orleans, La.	W1	10-3
3-2	UNO	New Orleans, La.	L1	3-6
3-4	CINCINNATI	USM-PTP	W1	10-7
3-5	CINCINNATI	USM-PTP	W2	13-4
3-6	CINCINNATI	USM-PTP	W3	12-2
3-11	Arkansas	Fayetteville, Ark.	L1	2-4
3-12	Arkansas	Fayetteville, Ark.	L2	9-16
3-13	Arkansas	Fayetteville, Ark.	W1	9-8
3-15	TENN-MARTIN	USM-PTP	L1	10-11
3-16	TENN-MARTIN	USM-PTP	W1	16-3
3-18	STETSON	USM-PTP	L1	0-8
3-19	STETSON	USM-PTP	L2	2-4
3-20	TENNESSEE TECH	USM-PTP	W1	7-1
3-22	Southeastern LA	Hammond, La.	L1	3-4
3-25	TCU	Fort Worth, Texas	W1	6-3
3-26	TCU	Fort Worth, Texas	W2	7-1
3-27	TCU	Fort Worth, Texas	W3	9-3
3-29	UAB	USM-PTP	W4	8-4
3-30	UAB	USM-PTP	W5	3-1
4-1	*CHARLOTTE	USM-PTP	L1	13-18
4-2	*CHARLOTTE	USM-PTP	L2	5-7
4-3	*CHARLOTTE	USM-PTP	W1	4-2
4-4	SOUTHEASTERN LA	USM-PTP	W2	6-2
4-6	UAB	Birmingham, Ala.	W3	3-1
4-6	UAB	Birmingham, Ala.	L1	2-9
4-9	*Louisville	Louisville, Ky.	W1	25-15
4-9	*Louisville	Louisville, Ky.	W2	5-3
4-10	*Louisville	Louisville, Ky.	W3	9-8
4-12	Ole Miss	Oxford, Miss.	L1	13-14
4-15	*Tulane	New Orleans, La.	L2	10-11
4-16	*Tulane	New Orleans, La.	L3	10-12
4-17	*Tulane	New Orleans, La.	W1	14-11
4-19	OLE MISS	USM-PTP	W2	10-9
4-20	OLE MISS	USM-PTP	L1	4-6
4-23	UNO	USM-PTP	W1	2-0
4-24	UNO	USM-PTP	L1	1-3
4-26	Mississippi State	Starkville, Miss.	L2	2-4
4-27	Mississippi State	Starkville, Miss.	W1	4-2
4-30	*VCU	Richmond, Va.	W2	10-0
4-30	*VCU	Richmond, Va.	L1	4-5
5-1	*VCU	Richmond, Va.	W1	8-0

# Year-by-Year Results

5-4	SOUTH ALABAMA	USM-PTP	L1	9-14	4-7	*VCU	USM-PTP	W1	15-5
5-6	*USF	USM-PTP	L2	10-11	4-8	*VCU	USM-PTP	W2	10-6
5-7	*USF	USM-PTP	W1	15-14	4-9	*VCU	USM-PTP	W3	6-5
5-8	*USF	USM-PTP	W2	10-9	4-11	OLE MISS	USM-PTP	W4	6-4
5-12	MISSISSIPPI STATE	USM-PTP	L1	0-3	4-12	GRAMBLING STATE	USM-PTP	W5	6-2
5-13	*VIRGINIA TECH	USM-PTP	W1	12-4	4-14	*TULANE	USM-PTP	W6	8-5
5-14	*VIRGINIA TECH	USM-PTP	L1	0-1	4-15	*TULANE	USM-PTP	L1	3-6
5-15	*VIRGINIA TECH	USM-PTP	W1	5-4	4-16	*TULANE	USM-PTP	W1	12-3

## Metro Conference Tournament

5-18	Louisville	Louisville, Ky.	W2	10-9	4-19	Ole Miss	Oxford, Miss.	W1	5-3
5-19	Virginia Tech	Louisville, Ky.	L1	4-6	4-21	*LOUISVILLE	USM-PTP	W2	8-6
5-20	VCU	Louisville, Ky.	W1	8-6	4-22	*LOUISVILLE	USM-PTP	W3	4-2
5-21	Charlotte	Louisville, Ky.	W2	5-1	4-23	*LOUISVILLE	USM-PTP	W4	14-8
5-21	Tulane	Louisville, Ky.	L1	6-14	4-25	MISSISSIPPI STATE	USM-PTP	W5	9-8

\*Metro Conference Game

## 1995

**Record: 36-24; Home: 27-7, Away: 7-15, Neutral: 2-2,**

**Metro: 11-7**

**Coach Hill Denson, 12th year**

Date	Opponent	Site	Streak	Score
2-12	ALABAMA STATE	USM-PTP	W1	5-4
2-12	ALABAMA STATE	USM-PTP	W2	10-0
2-18	SOUTHEASTERN LA.	USM-PTP	W3	8-3
2-20	JACKSON STATE	USM-PTP	W4	10-5
2-21	ALCORN STATE	USM-PTP	W5	10-4
2-22	UNO	New Orleans, La.	W6	11-4
2-24	TENNESSEE TECH	USM-PTP	W7	8-1
2-25	TENNESSEE TECH	USM-PTP	W8	8-0
2-26	TENNESSEE TECH	USM-PTP	W9	7-1
3-3	OHIO STATE	USM-PTP	W10	6-2
3-4	OHIO STATE	USM-PTP	W11	6-0
3-5	OHIO STATE	USM-PTP	W12	8-7
3-8	SE MISSOURI	USM-PTP	W13	11-2
3-10	ARKANSAS	USM-PTP	L1	1-10
3-11	ARKANSAS	USM-PTP	W1	4-3
3-12	ARKANSAS	USM-PTP	L1	2-8
3-14	Mid. Tenn. St.	Murfreesboro, Tenn.	L2	5-78
3-15	Mid. Tenn. St.	Murfreesboro, Tenn.	L3	5-7
3-17	SW MISSOURI ST.	USM-PTP	W1	11-2
3-18	SW MISSOURI ST.	USM-PTP	L1	0-7
3-19	SW MISSOURI ST.	USM-PTP	L2	6-10
3-21	Southeastern La.	Hammond, La.	W1	8-5
3-24	Minnesota	Minneapolis, Minn.	L1	5-18
3-25	Minnesota	Minneapolis, Minn.	W1	4-3
3-26	Minnesota	Minneapolis, Minn.	L1	3-4
3-28	UAB	Birmingham, Ala.	L2	7-8
3-29	UAB	Birmingham, Ala.	L3	6-13
4-1	*USF	Tampa, Fla.	L4	4-11
4-1	*USF	Tampa, Fla.	W1	4-0
4-2	*USF	Tampa, Fla.	W2	5-4
4-4	UAB	USM-PTP	L1	6-8
4-5	UAB	USM-PTP	L2	2-5

4-7	*VCU	USM-PTP	W1	15-5
4-8	*VCU	USM-PTP	W2	10-6
4-9	*VCU	USM-PTP	W3	6-5
4-11	OLE MISS	USM-PTP	W4	6-4
4-12	GRAMBLING STATE	USM-PTP	W5	6-2
4-14	*TULANE	USM-PTP	W6	8-5
4-15	*TULANE	USM-PTP	L1	3-6
4-16	*TULANE	USM-PTP	W1	12-3
4-18	Ole Miss	Oxford, Miss.	L1	1-3
4-19	Ole Miss	Oxford, Miss.	W1	5-3
4-21	*LOUISVILLE	USM-PTP	W2	8-6
4-22	*LOUISVILLE	USM-PTP	W3	4-2
4-23	*LOUISVILLE	USM-PTP	W4	14-8
4-25	MISSISSIPPI STATE	USM-PTP	W5	9-8
4-26	MISSISSIPPI STATE	USM-PTP	W6	4-3
4-28	*Charlotte	Charlotte, N.C.	L1	1-7
4-29	*Charlotte	Charlotte, N.C.	L2	4-11
4-30	*Charlotte	Charlotte	W1	4-3
5-2	Mississippi State	Starkville, Miss.	L1	6-14
5-3	Mississippi State	Starkville, Miss.	L2	0-9
5-4	UNO	USM-PTP	W1	11-3
5-12	*Virginia Tech	Blacksburg, Va.	L1	3-17
5-13	*Virginia Tech	Blacksburg, Va.	L2	3-9
5-14	*Virginia Tech	Blacksburg, Va.	L3	1-5

## Metro Conference Tournament

5-17	Tulane	Charlotte, N.C.	W1	9-3
5-18	Virginia Tech	Charlotte, N.C.	L1	2-3
5-19	Louisville	Charlotte, N.C.	W1	10-0
5-20	USF	Charlotte, N.C.	L1	1-4

\*Metro Conference Game

## 1996

**Record: 32-28; Home: 26-12, Away: 6-12, Neutral: 0-4, Conference USA: 14-10**

**Coach Hill Denson, 13th year**

Date	Opponent	Site	Streak	Score
2-10	GRAMBLING	USM-PTP	W1	8-1
2-11	GRAMBLING	USM-PTP	W2	6-0
2-17	MURRAY STATE	USM-PTP	W3	14-7
2-18	MURRAY STATE	USM-PTP	W4	19-3
2-23	LSU	New Orleans, La.	L1	4-7
2-24	UNO	New Orleans, La.	L2	0-3
2-25	Tulane	New Orleans, La.	L3	5-8
3-1	TCU	USM-PTP	W1	4-2
3-2	TCU	USM-PTP	W2	12-1
3-3	TCU	USM-PTP	W3	9-7
3-5	MIDDLE TENNESSEE ST.	USM-PTP	W4	9-8
3-6	MIDDLE TENNESSEE ST.	USM-PTP	W5	23-2
3-9	BAYLOR	USM-PTP	L1	5-6
3-10	BAYLOR	USM-PTP	L2	6-7
3-12	South Alabama	Mobile, Ala.	W1	6-0
3-15	*Charlotte	Charlotte, N.C.	L1	3-5

## Winn-Dixie Showdown

# Year-by-Year Results

3-16	*Charlotte	Charlotte, N.C.	L2	2-11
3-17	*Charlotte	Charlotte, N.C.	W1	11-7
3-19	SW MISSOURI ST.	USM-PTP	W2	5-4
3-20	SW MISSOURI ST.	USM-PTP	W3	7-2
3-22	*USF	USM-PTP	W4	6-5
3-23	*USF	USM-PTP	W5	8-6
3-24	*USF	USM-PTP	L1	7-9
3-28	JACKSON STATE	USM-PTP	W1	15-4
3-29	*LOUISVILLE	USM-PTP	L1	7-11
3-30	*LOUISVILLE	USM-PTP	W1	12-6
3-31	*LOUISVILLE	USM-PTP	W2	9-1
4-2	UNO	New Orleans, La.	L1	2-4
4-3	UNO	USM-PTP	L2	3-9
4-5	*Saint Louis	St. Louis, Mo.	L3	0-2
4-6	*Saint Louis	St. Louis, Mo.	L4	2-3
4-7	*Saint Louis	St. Louis, Mo.	W1	8-3
4-9	Ole Miss	Oxford, Miss.	L1	2-3
4-10	Ole Miss	Oxford, Miss.	L2	3-7
4-12	*UAB	Birmingham, Ala.	L3	3-16
4-13	*UAB	Birmingham, Ala.	L4	5-7
4-14	*UAB	Birmingham, Ala.	W1	10-5
4-16	OLE MISS	USM-PTP	L1	3-11
4-17	OLE MISS	USM-PTP	W1	2-1
4-19	*CINCINNATI	USM-PTP	W2	18-2
4-20	*CINCINNATI	USM-PTP	W3	3-2
4-21	*CINCINNATI	USM-PTP	W4	6-1
4-23	Mississippi State	Starkville, Miss.	L1	1-5
4-24	Mississippi State	Starkville, Miss.	L2	4-5
4-26	WILLIAM CAREY	USM-PTP	L3	0-9
4-27	WILLIAM CAREY	USM-PTP	L4	6-18
4-28	WILLIAM CAREY	USM-PTP	L5	2-7
4-30	MISSISSIPPI STATE	USM-PTP	W1	6-2
5-1	MISSISSIPPI STATE	USM-PTP	L1	1-4
5-3	Tulane	New Orleans, La.	L2	1-10
5-4	Tulane	New Orleans, La.	W1	10-4
5-5	Tulane	New Orleans, La.	W2	7-4
5-7	SOUTH ALABAMA	USM-PTP	W#	6-2
5-10	MEMPHIS	USM-PTP	W4	7-1
5-11	MEMPHIS	USM-PTP	W5	3-2
5-12	*MEMPHIS	USM-PTP	L1	2-6

## 1996 Conference USA Championship Tournament -

### Hattiesburg, Miss.

5-15	MEMPHIS	USM-PTP	W1	9-4
5-16	Tulane	USM-PTP	L1	5-9
5-17	SAINT LOUIS	USM-PTP	W1	9-5
5-18	TULANE	USM-PTP	L1	8-10

\*Conference USA Game

## 1997

**Record: 34-23; Home: 23-8; Away: 9-13; Neutral: 2-2;**

**Conference USA: 16-10**

**Coach Hill Denson, 14th year**

Date	Opponent	Site	Streak	Score
<b>Coca-Cola Classic Tournament at Mobile, Ala.</b>				
2-15	Auburn	Mobile, Ala.	L1	3-4
2-16	Minnesota	Mobile, Ala.	W1	3-2
2-18	ALCORN STATE	USM-PTP	W2	13-4
2-21	MINNESOTA	USM-PTP	L1	1-12
2-22	MINNESOTA	USM-PTP	W1	2-1
2-23	MINNESOTA	USM-PTP	W2	14-2
2-26	UNO	New Orleans, La.	L1	9-10
3-1	CENTENARY	USM-PTP	W1	12-2
3-2	CENTENARY	USM-PTP	W2	5-3
3-4	ARK-LITTLE ROCK	USM-PTP	W3	19-6
3-5	ARK-LITTLE ROCK	USM-PTP	W4	8-3
3-7	SOUTHERN ILLINOIS	USM-PTP	W5	5-4
3-8	SOUTHERN ILLINOIS	USM-PTP	W6	2-1
3-9	SOUTHERN ILLINOIS	USM-PTP	W7	14-11
3-11	Baylor	Waco, Texas	W8	16-7
3-14	*Memphis	Memphis, Tenn.	W9	10-7
3-15	*Memphis	Memphis, Tenn.	W10	4-2
3-16	*Memphis	Memphis, Tenn.	W11	10-5
3-19	UNO	USM-PTP	W12	7-4
3-21	*TULANE	USM-PTP	L1	5-6
3-22	*TULANE	USM-PTP	L2	5-7
3-23	*TULANE	USM-PTP	W1	4-3
3-25	ALABAMA	USM-PTP	L1	14-19
3-28	*Houston	Houston, Texas	W1	9-7
3-29	*Houston	Houston, Texas	L1	4-6
3-30	*Houston	Houston, Texas	L2	11-14
4-1	OLE MISS	USM-PTP	W1	8-7
4-2	OLE MISS	USM-PTP	W2	13-8
4-4	*Cincinnati	Cincinnati, Ohio	W3	13-9
4-5	*Cincinnati	Cincinnati, Ohio	W4	11-5
4-6	*Cincinnati	Cincinnati, Ohio	W5	15-5
4-8	Alabama	Tuscaloosa, Ala.	L1	6-14
4-9	JACKSON STATE	USM-PTP	W1	12-4
4-11	*UAB	USM-PTP	W2	3-2
4-12	*UAB	USM-PTP	W3	8-3
4-13	*UAB	USM-PTP	W4	9-8
4-15	Ole Miss	Oxford, Miss.	L1	6-11
4-16	Ole Miss	Oxford, Miss.	L2	2-3
4-18	*SAINT LOUIS	USM-PTP	W1	19-4
4-19	*SAINT LOUIS	USM-PTP	L1	8-15
4-20	*SAINT LOUIS	USM-PTP	W1	7-1
4-22	Mississippi State	Starkville, Miss.	L1	12-16
4-23	Mississippi State	Starkville, Miss.	L2	2-4
4-25	*Louisville	Louisville, Ky.	L3	8-9
4-26	*Louisville	Louisville, Ky.	W1	14-1
4-29	MISSISSIPPI STATE	USM-PTP	W2	9-4
4-30	MISSISSIPPI STATE	USM-PTP	L1	2-20

# Year-by-Year Results

5-2	USF	Tampa, Fla.	L2	2-12
5-3	USF	Tampa, Fla.	L3	11-20
5-4	USF	Tampa, FL	L4	4-8
5-7	SOUTH ALABAMA	USM-PTP	L5	10-12
5-9	*CHARLOTTE	USM-PTP	W1	9-1
5-10	*CHARLOTTE	USM-PTP	W2	7-6
5-11	*CHARLOTTE	USM-PTP	L1	9-14

## 1997 CONFERENCE USA Championship Tournament - New Orleans, La.

5-14	Charlotte	New Orleans, La.	L2	9-14
5-15	Cincinnati	New Orleans, La.	W1	5-0
5-16	Tulane	New Orleans, La.	L1	2-6

\* Conference USA Game

## 1998

**Record: 30-28; Home: 20-13; Away: 8-11; Neutral: 2-4;**

**Conference USA: 12-15**

**Coach Corky Palmer, first year**

Date	Opponent	Site	Streak	Score
2-14	NICHOLLS STATE	USM-PTP	W1	1-0 (13)
2-15	NICHOLLS STATE	USM-PTP	W2	9-1 (8)
2-17	TROY STATE	USM-PTP	L1	5-7
2-21	KENTUCKY	USM-PTP	W1	15-10
2-22	KENTUCKY	USM-PTP	L1	6-10
2-24	South Alabama	Mobile, Ala.	L2	8-14

### Winn-Dixie Showdown XII -

#### Louisiana Superdome, New Orleans, La.

2-27	UNO	New Orleans, La.	W1	16-3
2-28	Tulane	New Orleans, La.	L1	1-5
3-1	LSU	New Orleans, La.	L2	4-16
3-4	UNO	New Orleans, La.	W1	19-7
3-6	NORTHERN ILL.	USM-PTP	W2	12-6
3-8	NORTHERN ILL.	USM-PTP	W3	10-4 (7)
3-8	NORTHERN ILL.	USM-PTP	W4	14-11 (7)
3-10	JACKSON STATE	USM-PTP	W5	14-2
3-11	Southeastern La.	Hammond, La.	W6	11-0
3-13	*CINCINNATI	USM-PTP	L1	7-8 (10)
3-14	*CINCINNATI	USM-PTP	W1	4-0
3-15	*CINCINNATI	USM-PTP	W2	13-1 (7)
3-17	SW MO. STATE	USM-PTP	L1	8-9 (11)
3-18	SW MO. STATE	USM-PTP	W1	10-6
3-20	*UAB	Birmingham, Ala.	L1	6-7 (10)
3-21	*UAB	Birmingham, Ala.	L2	7-8 (10)
3-22	*UAB	Birmingham, Ala.	W1	6-3
3-24	Alabama	Tuscaloosa, Ala.	L1	3-13
3-25	UNO	USM-PTP	W1	14-2 (7)
3-27	*LOUISVILLE	USM-PTP	W2	8-3
3-28	*LOUISVILLE	USM-PTP	L1	3-5
3-29	*LOUISVILLE	USM-PTP	L2	4-8
4-3	*MEMPHIS	USM-PTP	W1	3-2
4-4	*MEMPHIS	USM-PTP	W2	13-5
4-5	*MEMPHIS	USM-PTP	W3	10-1
4-7	OLE MISS	USM-PTP	L1	7-19

4-8	OLE MISS	USM-PTP	W1	17-10
4-10	*Charlotte	Charlotte, N.C.	W2	12-5
4-11	*Charlotte	Charlotte, N.C.	L1	8-10
4-12	*Charlotte	Charlotte, N.C.	L2	6-7
4-14	Ole Miss	Oxford, Miss.	W1	10-6
4-15	Ole Miss	Oxford, Miss.	L1	7-15
4-18	*USF	USM-PTP	L2	3-6
4-19	*USF	USM-PTP	L3	0-1 (7)
4-19	*USF	USM-PTP	W1	6-1 (7)
4-21	MISSISSIPPI STATE	USM-PTP	W2	6-1
4-22	MISSISSIPPI STATE	USM-PTP	L1	3-4
4-24	*Saint Louis	St. Louis, Mo.	W1	5-3
4-25	*Saint Louis	St. Louis, Mo.	W2	14-0
4-26	*Saint Louis	St. Louis, Mo.	W3	14-6
4-28	Mississippi State	Starkville, Miss.	L1	0-11
5-1	HOUSTON	USM-PTP	L2	1-3
5-2	HOUSTON	USM-PTP	L3	4-6
5-3	HOUSTON	USM-PTP	L4	5-17
5-5	SOUTH ALABAMA	USM-PTP	W1	8-1
5-8	*Tulane	New Orleans, La.	L1	5-14
5-9	*Tulane	New Orleans, La.	L2	8-21
5-10	*Tulane	New Orleans, La.	L3	3-10

## 1998 Conference USA Championship Tournament – Zephyr Field, Metairie, La.

5-13	Charlotte	Metairie, La.	L4	3-13
5-14	Memphis	Metairie, La.	W1	7-6
5-15	Houston	Metairie, La.	W2	6-5
5-16	Charlotte	Metairie, La.	L1	5-6

\* Conference USA Game

## 1999

**Record: 40-23; Home: 27-3; Away: 7-14; Neutral: 6-6;**

**Conference USA: 18-9**

**Coach Corky Palmer, second year**

Date	Opponent	Site	Streak	Score
2-13	JACKSON STATE	USM-PTP	W1	6-0
2-14	JACKSON STATE	USM-PTP	W2	18-8
2-16	SOUTH ALABAMA	USM-PTP	W3	2-1

### Winn Dixie Showdown XIII –

#### Louisiana Superdome, New Orleans, La.

2-19	LSU	New Orleans, La.	L1	2-8
2-20	Tulane	New Orleans, La.	W1	13-6
2-21	UNO	New Orleans, La.	L1	6-10
2-25	MISSOURI	USM-PTP	W1	9-5
2-26	MIDDLE TENN. ST.	USM-PTP	L1	5-10
2-27	MIDDLE TENN. ST.	USM-PTP	W1	7-3
2-28	MIDDLE TENN. ST.	USM-PTP	W2	4-2
3-2	UNO	USM-PTP	W3	13-6
3-3	EASTERN ILLINOIS	USM-PTP	W4	4-3
3-4	EASTERN ILLINOIS	USM-PTP	W5	4-3
3-5	EASTERN ILLINOIS	USM-PTP	W6	7-2
3-9	Alabama	Tuscaloosa, Ala.	L1	3-5
3-10	South Alabama	Mobile, Ala.	L2	5-12

# Year-by-Year Results

3-16	NORTHWESTERN ST., La.	USM-PTP	W1	8-7
3-17	NORTHWESTERN ST., La.	USM-PTP	W2	10-5
3-19	*SAINT LOUIS	USM-PTP	W3	9-4
3-20	*SAINT LOUIS	USM-PTP	W4	25-10
3-21	*SAINT LOUIS	USM-PTP	W5	10-5
3-23	Ole Miss	Jackson, Miss.	W6	6-4
3-26	*Memphis	Memphis, Tenn.	L1	1-12
3-27	*Memphis	Memphis, Tenn.	L2	2-3
3-28	*Memphis	Memphis, Tenn.	L3	3-6
4-2	*USF	Tampa, Fla.	W1	9-4
4-3	*USF	Tampa, Fla.	W2	3-2
4-4	*USF	Tampa, Fla.	W3	8-4
4-6	OLE MISS	USM-PTP	W4	12-3
4-7	SAMFORD	USM-PTP	L1	8-9
4-9	*UAB	USM-PTP	W1	9-8
4-10	*UAB	USM-PTP	W2	12-6
4-11	*UAB	USM-PTP	W3	2-1
4-13	Ole Miss	Oxford, Miss.	L1	4-5
4-16	*Cincinnati	Cincinnati, Ohio	L2	3-5
4-18	*Cincinnati	Cincinnati, Ohio	W1	5-2
4-18	*Cincinnati	Cincinnati, Ohio	W2	4-3
4-20	NICHOLLS STATE	USM-PTP	W3	13-1
4-21	NICHOLLS STATE	USM-PTP	W4	12-5
4-23	*Houston	Houston, Texas	L1	3-12
4-24	*Houston	Houston, Texas	W1	10-4
4-25	*Houston	Houston, Texas	L1	1-7
4-27	Mississippi State	Starkville, Miss.	L2	3-11
4-28	Mississippi State	Starkville, Miss.	L3	2-9
4-30	*CHARLOTTE	USM-PTP	W1	3-2
5-1	*CHARLOTTE	USM-PTP	W2	7-6
5-2	*CHARLOTTE	USM-PTP	W3	13-6
5-4	Southeastern La.	Hammond, La.	L1	6-10
5-5	Southeastern La.	Hammond, La.	W1	8-3
5-7	*Louisville	Louisville, Ky.	L1	1-5
5-8	*Louisville	Louisville, Ky.	W1	8-6
5-9	*Louisville	Louisville, Ky.	L1	8-14
5-14	*TULANE	USM-PTP	W1	9-8
5-15	*TULANE	USM-PTP	W2	4-3
5-16	*TULANE	USM-PTP	L1	3-8

## 1999 Conference USA Championship – Millington, Tenn.

5-19	Louisville	Millington, Tenn.	W1	10-5
5-20	Tulane	Millington, Tenn.	L1	4-11
5-21	Louisville	Millington, Tenn.	W1	5-2
5-22	Tulane	Millington, Tenn.	L1	7-13

## 1999 NCAA Southeast Regional – Tuscaloosa, Ala.

5-28	South Alabama	Tuscaloosa, Ala.	W1	20-13
5-29	Alabama	Tuscaloosa, Ala.	L1	4-10
5-30	South Alabama	Tuscaloosa, Ala.	W1	10-9
5-30	Alabama	Tuscaloosa, Ala.	L1	6-7

\* - Conference USA Game

() – Extra Inning Game

## 2000

Record: 32-26; Home: 23-11; Away: 8-13; Neutral: 1-2;

Conference USA: 15-10

Coach Corky Palmer, third year

Date	Opponent	Site	Streak	Score
2-13	GEORGIA STATE	USM-PTP	L1	2-4
2-14	GEORGIA STATE	USM-PTP	W1	14-8
2-18	at Louisiana-Lafayette	Lafayette, La.	L1	1-4
2-19	at Louisiana-Lafayette	Lafayette, La.	L2	3-5
2-20	at Louisiana-Lafayette	Lafayette, La.	L3	0-8
2-22	LOUISIANA-MONROE	USM-PTP	W1	10-2
2-23	LOUISIANA-MONROE	USM-PTP	L1	4-7
2-25	NICHOLLS STATE	USM-PTP	W1	9-3
2-26	NICHOLLS STATE	USM-PTP	W2	17-5 (7)
2-27	NICHOLLS STATE	USM-PTP	W3	6-0
2-29	OLE MISS	USM-PTP	W4	15-14
3-1	at South Alabama	Mobile, Ala.	W5	5-2
3-4	at UNO	New Orleans, La.	L1	7-8
3-5	UNO	USM-PTP	L2	9-10
3-7	at Middle Tenn. St.	Murfreesboro, Tenn.	W1	7-3
3-8	at Middle Tenn. St.	Murfreesboro, Tenn.	L1	3-7
3-10	BELMONT	USM-PTP	W1	7-6 (13)
3-11	BELMONT	USM-PTP	W2	4-0
3-13	at Ole Miss	Oxford, Miss.	L1	4-12
3-17	*MEMPHIS	USM-PTP	W1	3-2 (10)
3-18	*MEMPHIS	USM-PTP	W2	10-9
3-21	at Alabama	Tuscaloosa, Ala.	L1	5-6 (10)
3-24	*USF	USM-PTP	W1	14-2
3-24	*USF	USM-PTP	W2	14-6
3-26	*USF	USM-PTP	W3	6-4
3-28	SW MISSOURI STATE	USM-PTP	W4	7-5
3-29	SW MISSOURI STATE	USM-PTP	W5	8-4
3-31	*at Saint Louis	St. Louis, Mo.	W6	2-0
4-1	*at Saint Louis	St. Louis, Mo.	W7	4-2 (10)
4-2	*at Saint Louis	St. Louis, Mo.	L1	4-8
4-5	JACKSON STATE	USM-PTP	W1	14-2 (5)
4-5	JACKSON STATE	USM-PTP	W2	15-7
4-7	*LOUISVILLE	USM-PTP	W3	5-2
4-8	*LOUISVILLE	USM-PTP	W4	8-4
4-9	*LOUISVILLE	USM-PTP	W5	15-3
4-11	ALABAMA	USM-PTP	L1	6-8 (11)
4-15	*at Charlotte	Charlotte, N.C.	L2	2-4
4-16	*at Charlotte	Charlotte, N.C.	L3	2-3 (7)
4-19	SOUTH ALABAMA	USM-PTP	L4	4-6
4-21	*at UAB	Birmingham, Ala.	W1	12-1
4-22	*at UAB	Birmingham, Ala.	W2	3-0
4-23	*at UAB	Birmingham, Ala.	L1	7-10
4-25	MISSISSIPPI STATE	USM-PTP	W1	10-6
4-26	MISSISSIPPI STATE	USM-PTP	L1	5-8
4-28	*CINCINNATI	USM-PTP	W1	16-3
4-29	*CINCINNATI	USM-PTP	W2	8-2
4-30	*CINCINNATI	USM-PTP	L1	10-16
5-2	SOUTHEASTERN La.	USM-PTP	L2	5-10

# Year-by-Year Results

5-3	at UNO	New Orleans, La.	W1	15-3
5-5	*at Tulane	New Orleans, La.	L1	2-3
5-6	*at Tulane	New Orleans, La.	L2	3-10
5-7	*at Tulane	New Orleans, La.	W1	7-4
5-12	*HOUSTON	USM-PTP	L1	10-15
5-13	*HOUSTON	USM-PTP	L2	1-8
5-14	*HOUSTON	USM-PTP	L3	5-7

## 2000 Conference USA Championship – St. Petersburg, Fla.

5-17	Cincinnati	St. Petersburg, Fla.	L4	2-7 (10)
5-18	Tulane	St. Petersburg, Fla.	W1	10-9
5-19	UAB	St. Petersburg, Fla.	L1	6-10

## 2001

Record: 27-32; Home: 16-13; Away: 8-17; Neutral: 3-2;

Conference USA: 11-16

### Coach Corky Palmer, fourth year

Date	Opponent	Site	Streak	Score
2-9	EVANSVILLE	USM-PTP	W1	6-5
2-10	EVANSVILLE	USM-PTP	L1	0-2
2-11	EVANSVILLE	USM-PTP	L2	3-4
2-13	SOUTH ALABAMA	USM-PTP	L3	9-16
2-16	LOUISIANA-LAFAYETTE	USM-PTP	W1	5-1
2-17	LOUISIANA-LAFAYETTE	USM-PTP	W2	6-4
2-18	LOUISIANA-LAFAYETTE	USM-PTP	W3	4-2
2-20	at Louisiana-Monroe	Monroe, La.	W4	2-0
2-21	at Louisiana-Monroe	Monroe, La.	W5	6-2
2-23	SAMFORD	USM-PTP	W6	5-2
2-24	SAMFORD	USM-PTP	W7	14-4
2-25	SAMFORD	USM-PTP	W8	5-4

### Ole Miss Invitational – Oxford, Miss.

3-2	vs. Arizona	Oxford, Miss.	W9	14-4
3-4	at Ole Miss	Oxford, Miss.	L1	2-3
3-7	at UAB	Birmingham, Ala.	L2	2-3
3-8	MISSISSIPPI VALLEY ST.	USM-PTP	W1	15-1
3-10	at UNO	New Orleans, La.	L1	0-3
3-11	UNO	USM-PTP	W1	8-0
3-12	at Southeastern La.	Hammond, La.	W2	4-2
3-16	*at Houston	Houston, Texas	L1	2-4
3-17	*at Houston	Houston, Texas	L2	0-6
3-18	*at Houston	Houston, Texas	L3	3-4
3-19	at South Alabama	Mobile, Ala.	L4	1-14
3-20	JACKSON STATE	USM-PTP	L5	3-5
3-23	*CHARLOTTE	USM-PTP	W1	5-2
3-24	*CHARLOTTE	USM-PTP	W2	11-10
3-25	*CHARLOTTE	USM-PTP	L1	2-5
3-27	UNO	USM-PTP	L2	2-5
3-31	*at Louisville	Louisville, Ky.	L3	3-5
3-31	*at Louisville	Louisville, Ky.	W1	8-3
4-1	*at Louisville	Louisville, Ky.	L1	3-6
4-4	at Alabama	Tuscaloosa, Ala.	L2	4-7
4-6	*SAINT LOUIS	USM-PTP	L3	7-8
4-7	*SAINT LOUIS	USM-PTP	W1	11-5

4-8	*SAINT LOUIS	USM-PTP	W2	6-2
4-9	OLE MISS	USM-PTP	L1	9-11
4-13	*at Memphis	Memphis, Tenn.	L2	1-2
4-14	*at Memphis	Memphis, Tenn.	L3	2-5
4-15	*at Memphis	Memphis, Tenn.	W1	3-2
4-17	at Mississippi State	Starkville, Miss.	W2	6-2
4-18	at Mississippi State	Starkville, Miss.	L1	4-6
4-20	*TULANE	USM-PTP	L2	4-6
4-21	*TULANE	USM-PTP	L3	9-17
4-22	*TULANE	USM-PTP	L4	3-22
4-24	TROY STATE	USM-PTP	L5	4-9
4-25	*at USF	Tampa, Fla.	L6	0-3
4-28	*at USF	Tampa, Fla.	L7	8-17
4-29	*at USF	Tampa, Fla.	W1	5-2
5-2	SOUTHEASTERN La.	USM-PTP	L1	3-10
5-4	*at Cincinnati	Cincinnati, Ohio	L2	5-7
5-5	*at Cincinnati	Cincinnati, Ohio	L3	6-14
5-6	*at Cincinnati	Cincinnati, Ohio	W1	11-2
5-11	*UAB	Birmingham, Ala.	W2	5-1
5-12	*UAB	Birmingham, Ala.	W3	12-1
5-13	*UAB	Birmingham, Ala.	W4	8-6

## 2001 Conference USA Championship Tournament – Metairie, La.

5-16	Houston	New Orleans, La.	W5	6-2
5-17	USF	New Orleans, La.	W6	18-5
5-19	USF	New Orleans, La.	L1	4-6
5-20	USF	New Orleans, La.	L2	4-7

\* - Conference USA Game () - Extra Inning Game

## 2002

Record: 36-22; Home: 24-9; Away: 9-11; Neutral: 3-2;

Conference USA: 18-11

### Coach Corky Palmer, fifth year

Date	Opponent	Site	Streak	Score
2-15	LIPSCOMB	USM-PTP	W1	15-2
2-16	LIPSCOMB	USM-PTP	W2	8-5
2-17	LIPSCOMB	USM-PTP	W3	9-2
2-19	SOUTH ALABAMA	USM-PTP	W4	7-3

### Bank One Lake Area Classic – Lake Charles, La.

2-22	Louisiana-Monroe	Lake Charles, La.	W5	7-4
2-23	McNeese State	Lake Charles, La.	L1	7-9
2-24	Nebraska	Lake Charles, La.	W1	6-5
2-27	OLE MISS	USM-PTP	W2	5-1
3-1	BUFFALO	USM-PTP	W3	14-5
3-2	BUFFALO	USM-PTP	W4	18-6
3-3	BUFFALO	USM-PTP	L1	5-8
3-5	LOUISIANA-MONROE	USM-PTP	W1	15-2
3-6	LOUISIANA-MONROE	USM-PTP	L1	1-4
3-8	EASTERN ILLINOIS	USM-PTP	W1	5-0
3-9	EASTERN ILLINOIS	USM-PTP	L1	6-11
3-10	EASTERN ILLINOIS	USM-PTP	W1	4-2
3-15	*at TCU	Ft. Worth, Texas	L1	6-8
3-16	*at TCU	Ft. Worth, Texas	W1	10-9 (10)

# Year-by-Year Results

3-17	*at TCU	Ft. Worth, Texas	W2	8-3	2-18	at UNO	New Orleans, La.	W3	13-1
3-19	at Ole Miss	Oxford, Miss.	L1	2-7		<b>Coca-Cola Classic – Mobile, Ala.</b>			
3-20	at UNO	New Orleans, La.	L2	8-10	2-22	Northwestern	Mobile, Ala.	L1	1-5
3-22	*CINCINNATI	USM-PTP	W1	2-0	2-22	St. John's	Mobile, Ala.	W1	13-12
3-23	*CINCINNATI	USM-PTP	W2	17-3	2-23	South Alabama	Mobile, Ala.	W2	8-0
3-24	*CINCINNATI	USM-PTP	W3	8-0	2-28	LOUISIANA TECH	USM-PTP	W3	6-2
3-26	South Alabama	Mobile, Ala.	L1	5-6 (10)	3-1	LOUISIANA TECH	USM-PTP.	W4	17-15
3-29	*HOUSTON	USM-PTP	L2	2-3 (10)	3-2	LOUISIANA TECH	USM-PTP	W5	10-4
3-30	*HOUSTON	USM-PTP	W1	8-4	3-4	at Louisiana-Monroe	Monroe, La.	L1	1-8
3-31	*HOUSTON	USM-PTP	L1	6-7 (13)	3-5	at Louisiana-Monroe	Monroe, La.	W1	6-2
4-2	at Alabama	Tuscaloosa, Ala.	L1	3-4	3-7	SOUTHEAST MO. ST.	USM-PTP	L1	2-9
4-5	*at Charlotte	Charlotte, N.C.	W1	9-3	3-8	SOUTHEAST MO. ST.	USM-PTP	W1	7-5
4-6	*at Charlotte	Charlotte, N.C.	W2	10-4	3-9	SOUTHEAST MO. ST.	USM-PTP	W2	14-2
4-7	*at Charlotte	Charlotte, N.C.	W3	7-5 (11)	3-11	TEMPLE	USM-PTP	W3	23-9
4-9	SOUTHEASTERN La.	USM-PTP	W4	6-4	3-14	*SAINT LOUIS	USM-PTP	W4	13-1
4-10	UNO	USM-PTP	W5	13-2	3-15	*SAINT LOUIS	USM-PTP	W5	11-0
4-12	*LOUISVILLE	USM-PTP	W6	7-2	3-16	*SAINT LOUIS	USM-PTP	W6	9-6
4-13	*LOUISVILLE	USM-PTP	L1	1-3	3-18	SOUTH ALABAMA	USM-PTP	L1	2-7
4-14	*LOUISVILLE	USM-PTP	L2	9-11	3-21	*at Louisville	Louisville, Ky.	W1	7-6
4-16	MISSISSIPPI STATE	USM-PTP	L3	2-19	3-22	*at Louisville	Louisville, Ky.	W2	5-4
4-17	MISSISSIPPI STATE	USM-PTP	W1	6-3	3-23	*at Louisville	Louisville, Ky.	L1	6-9
4-19	*at Saint Louis	St. Louis, Mo.	W2	5-0	3-25	Miss. Valley State	Jackson, Miss.	W1	11-0
4-20	*at Saint Louis	St. Louis, Mo.	L1	5-6	3-26	Ole Miss	Oxford, Miss.	L1	3-6
4-24	at Southeastern La.	Hammond, La.	W1	19-5	3-28	*TULANE	USM-PTP	W1	8-6
4-26	*at UAB	Birmingham, Ala.	W2	5-4	3-29	*TULANE	USM-PTP	W2	5-4
4-27	*at UAB	Birmingham, Ala.	W3	7-6	3-30	*TULANE	USM-PTP	L1	4-5
4-28	*at UAB	Birmingham, Ala.	L1	4-5	4-2	at Southeastern La.	Hammond, La.	W1	3-1
4-30	MISS. VALLEY ST.	USM-PTP	W1	9-0	4-4	*at Cincinnati	Cincinnati, Ohio	W2	15-8
5-1	*MEMPHIS	USM-PTP	W2	16-5	4-5	*at Cincinnati	Cincinnati, Ohio	L1	3-7
5-2	*MEMPHIS	USM-PTP	W3	11-2	4-6	*at Cincinnati	Cincinnati, Ohio	W1	3-2
5-3	*MEMPHIS	USM-PTP	W4	9-4	4-9	OLE MISS	USM-PTP	W2	8-2
5-10	*EAST CAROLINA	USM-PTP	W5	12-7	4-11	*CHARLOTTE	USM-PTP	L1	5-8
5-11	*EAST CAROLINA	USM-PTP	W6	5-1	4-12	*CHARLOTTE	USM-PTP	W1	6-2
5-12	*EAST CAROLINA	USM-PTP	L1	7-11	4-13	*CHARLOTTE	USM-PTP	W2	10-8
5-16	*at Tulane	New Orleans, La.	L2	0-7	4-15	UNO	USM-PTP	W3	11-3
5-17	*at Tulane	New Orleans, La.	L3	2-8	4-18	*at Memphis	Memphis, Tenn.	W4	15-4
5-18	*at Tulane	New Orleans, La.	L4	4-7	4-19	*at Memphis	Memphis, Tenn.	W5	7-5

## 2002 Conference USA Championship Tournament –

### Kinston, N.C.

5-21	vs. Tulane	Kinston, N.C.	W1	7-3
5-22	vs. Houston	Kinston, N.C.	L1	1-7
5-23	vs. Tulane	Kinston, N.C.	L2	5-12

\* - Conference USA Game

() - Extra Inning Game

## 2003

**Record: 47-16; Home: 25-7; Away: 18-8; Neutral: 4-1;**

**Conference USA: 23-7**

**Coach Corky Palmer; sixth year**

Date	Opponent	Site	Streak	Score
2-14	MCNEESE STATE	USM-PTP	L1	2-4
2-15	MCNEESE STATE	USM-PTP	W1	7-6
2-16	MCNEESE STATE	USM-PTP	W2	8-7

2-22	Northwestern	Mobile, Ala.	L1	1-5
2-22	St. John's	Mobile, Ala.	W1	13-12
2-23	South Alabama	Mobile, Ala.	W2	8-0
2-28	LOUISIANA TECH	USM-PTP	W3	6-2
3-1	LOUISIANA TECH	USM-PTP.	W4	17-15
3-2	LOUISIANA TECH	USM-PTP	W5	10-4
3-4	at Louisiana-Monroe	Monroe, La.	L1	1-8
3-5	at Louisiana-Monroe	Monroe, La.	W1	6-2
3-7	SOUTHEAST MO. ST.	USM-PTP	L1	2-9
3-8	SOUTHEAST MO. ST.	USM-PTP	W1	7-5
3-9	SOUTHEAST MO. ST.	USM-PTP	W2	14-2
3-11	TEMPLE	USM-PTP	W3	23-9
3-14	*SAINT LOUIS	USM-PTP	W4	13-1
3-15	*SAINT LOUIS	USM-PTP	W5	11-0
3-16	*SAINT LOUIS	USM-PTP	W6	9-6
3-18	SOUTH ALABAMA	USM-PTP	L1	2-7
3-21	*at Louisville	Louisville, Ky.	W1	7-6
3-22	*at Louisville	Louisville, Ky.	W2	5-4
3-23	*at Louisville	Louisville, Ky.	L1	6-9
3-25	Miss. Valley State	Jackson, Miss.	W1	11-0
3-26	Ole Miss	Oxford, Miss.	L1	3-6
3-28	*TULANE	USM-PTP	W1	8-6
3-29	*TULANE	USM-PTP	W2	5-4
3-30	*TULANE	USM-PTP	L1	4-5
4-2	at Southeastern La.	Hammond, La.	W1	3-1
4-4	*at Cincinnati	Cincinnati, Ohio	W2	15-8
4-5	*at Cincinnati	Cincinnati, Ohio	L1	3-7
4-6	*at Cincinnati	Cincinnati, Ohio	W1	3-2
4-9	OLE MISS	USM-PTP	W2	8-2
4-11	*CHARLOTTE	USM-PTP	L1	5-8
4-12	*CHARLOTTE	USM-PTP	W1	6-2
4-13	*CHARLOTTE	USM-PTP	W2	10-8
4-15	UNO	USM-PTP	W3	11-3
4-18	*at Memphis	Memphis, Tenn.	W4	15-4
4-19	*at Memphis	Memphis, Tenn.	W5	7-5
4-20	*at Memphis	Memphis, Tenn.	W6	8-4
4-22	at Mississippi State	Starkville, Miss.	L1	4-6
4-23	at Mississippi State	Starkville, Miss.	W1	5-2
4-25	*UAB	USM-PTP	W2	6-3
4-26	*UAB	USM-PTP	W3	6-3
4-27	*UAB	USM-PTP	W4	2-1
4-30	SOUTHEASTERN LA.	USM-PTP	W5	11-4
5-2	*at East Carolina	Greenville, N.C.	W6	6-3
5-3	*at East Carolina	Greenville, N.C.	L1	6-7
5-4	*at East Carolina	Greenville, N.C.	L2	3-7
5-9	*USF	USM-PTP	W1	2-1
5-10	*USF	USM-PTP	W2	12-2
5-11	*USF	USM-PTP	W3	8-1
5-15	*at Houston	Houston, Texas	W4	19-11
5-16	*at Houston	Houston, Texas	L1	5-6
5-17	*at Houston	Houston, Texas	W1	15-3

# Year-by-Year Results

## 2003 Conference USA Championship Tournament –

### New Orleans, La.

5-21	vs. Charlotte	New Orleans, La.	W2	13-0
5-22	vs. Houston	New Orleans, La.	W3	7-2
5-24	vs. East Carolina	New Orleans, La.	W4	3-1
5-25	vs. Tulane	New Orleans, La.	W5	7-5

## 2003 NCAA Hattiesburg Regional Tournament –

### Hattiesburg, Miss.

5-30	vs. Southern	USM-PTP	L1	3-5
5-31	vs. Murray State	USM-PTP	W1	18-0
5-31	vs. Southern	USM-PTP	W2	18-1
6-1	vs. Baylor	USM-PTP	L1	2-3

\* - Conference USA Game

## 2004

**Record: 45-19; Home: 22-8; Away: 15-8; Neutral: 8-3;**  
**Conference USA: 21-9**

### Coach Corky Palmer; seventh year

Date	Opponent	Site	Streak	Score
2-20	N W (La.) State	USM-PTP	W1	12-3
2-21	N W (La.) State	USM-PTP	W2	15-1
2-22	N W (La.) State	USM-PTP	W3	12-8
2-24	South Alabama	USM-PTP	L1	2-9
2-27	Louisiana Tech	Ruston, La.	W1	5-2
2-28	Louisiana Tech	Ruston, La.	W2	5-0
2-29	Louisiana Tech	Ruston, La.	W3	13-4
3-2	Louisiana-Monroe	USM-PTP	W4	10-3
3-3	Louisiana-Monroe	USM-PTP	W5	11-5

### Cox Communications Lake Area Classic –

#### Cowboy Field, Lake Charles, La.

3-5	Indiana State	Lake Charles, La.	W6	3-1
3-6	Oklahoma St.	Lake Charles, La.	W7	21-5
3-7	McNeese St.	Lake Charles, La.	W8	6-5
3-10	Alabama	Tuscaloosa, Ala.	L1	3-9
3-12	Eastern Illinois	USM-PTP	W1	10-3
3-13	Eastern Illinois	USM-PTP	W2	12-0
3-14	Eastern Illinois	USM-PTP	W3	11-0
3-16	Southeastern La.	USM-PTP	W4	9-5
3-19	*Houston	USM-PTP	W5	8-3
3-20	*Houston	USM-PTP	L1	6-10
3-21	*Houston	USM-PTP	W1	4-3
3-23	Ole Miss	USM-PTP	W2	8-7
3-26	*USF	Tampa, Fla.	L1	16-7
3-27	*USF	Tampa, Fla.	W1	3-2
3-28	*USF	Tampa, Fla.	W2	9-3
3-31	Miss Valley State	USM-PTP	W3	17-3
4-2	*TCU	USM-PTP	W4	19-6
4-3	*TCU	USM-PTP	W5	4-3
4-4	*TCU	USM-PTP	W6	9-5
4-6	Mississippi State	USM-PTP	L1	9-18
4-7	Mississippi State	USM-PTP	L2	7-9
4-9	*Saint Louis	St. Louis, Mo.	W1	13-1
4-10	*Saint Louis	St. Louis, Mo.	W2	10-3

4-11	*Saint Louis	St. Louis, Mo.	W3	18-3
4-13	Southeastern La.	Hammond, La.	L1	5-3
4-16	*Memphis	USM-PTP	W1	6-2
4-17	*Memphis	USM-PTP	W2	10-5
4-18	*Memphis	USM-PTP	L1	4-5
4-20	Ole Miss	Oxford, Miss.	W1	8-4
4-23	*Tulane	New Orleans, La.	L1	1-17
4-24	*Tulane	New Orleans, La.	L2	5-17
4-25	*Tulane	New Orleans, La.	L3	7-9
4-27	Ole Miss	Jackson, Miss.	W1	6-3
5-1	*UAB	Birmingham, Ala.	L1	5-14
5-1	*UAB	Birmingham, Ala.	W1	7-6
5-2	*UAB	Birmingham, Ala.	W2	6-2
5-4	New Orleans	USM-PTP	L1	1-4
5-7	*Louisville	USM-PTP	W1	5-4
5-8	*Louisville	USM-PTP	W2	15-6
5-9	*Louisville	USM-PTP	W3	3-2
5-14	*Charlotte	Charlotte, N.C.	W4	11-4
5-15	*Charlotte	Charlotte, N.C.	W5	3-1
5-16	*Charlotte	Charlotte, N.C.	W6	12-11
5-20	*East Carolina	USM-PTP	L1	0-9
5-21	*East Carolina	USM-PTP	W1	6-5
5-22	*East Carolina	USM-PTP	L1	0-11

## Conference USA Tournament –

### Cougar Field, Houston, Texas

5-26	Memphis	Houston, Texas	L2	5-10
5-27	Tulane	Houston, Texas	W 1	16-4
5-28	Memphis	Houston, Texas	W2	13-0
5-29	UAB	Houston, Texas	W3	16-10
5-29	UAB	Houston, Texas	W4	9-7
5-30	!TCU	Houston, Texas	L1	1-3

## NCAA Baton Rouge Regional Tournament – Alex Box

### Stadium, Baton Rouge, La.

6-4	Coll. of Charleston	Baton Rouge, La.	W1	6-5
6-5	LSU	Baton Rouge, La.	L1	2-6
6-5	Coll. of Charleston	Baton Rouge, La.	L2	3-7

\* - Conference USA Game

## 2005

**Record: 41-21; Home: 25-7; Away: 13-10; Neutral: 3-4;**  
**Conference USA: 20-10**

### Coach Corky Palmer; eighth year

Date	Opponent	Site	Streak	Score
2-18	MARSHALL	USM-PTP	W1	11-2
2-19	MARSHALL	USM-PTP	W2	5-4
2-20	MARSHALL	USM-PTP	W3	17-4
2-22	SOUTH ALABAMA	USM-PTP	L1	6-9

## Southern Miss Baseball Tournament –

### Pete Taylor Park/Hill Denson Field, Hattiesburg, Miss.

2-25	MERCER	USM-PTP	W1	12-6
2-26	MISSOURI STATE	USM-PTP	W2	8-7
2-26	MCNEESE STATE	USM-PTP	L1	2-3
3-1	SOUTHEASTERN La.	USM-PTP	W1	5-2

# Year-by-Year Results

## Cardinal Classic –

### Vincent Beck Stadium, Beaumont, Texas

3-4	UNC Wilmington	Beaumont, Texas	W2	16-4
3-5	Indiana State	Beaumont, Texas	W3	2-1
3-6	Lamar	Beaumont, Texas	W4	5-2 (10)
3-8	Ole Miss	Oxford, Miss.	L1	1-9
3-11	ARKANSAS STATE	USM-PTP	W1	11-6
3-12	ARKANSAS STATE	USM-PTP	W2	13-6
3-13	ARKANSAS STATE	USM-PTP	W3	7-5
3-18	*TCU	Ft. Worth, Texas	L1	9-10
3-19	*TCU	Ft. Worth, Texas	L2	4-5
3-20	*TCU	Ft. Worth, Texas	W1	14-7 (10)
3-22	South Alabama	Mobile, Ala.	W2	17-10
3-23	MISS. VALLEY ST.	USM-PTP	W3	11-4
3-25	*CINCINNATI	USM-PTP	W4	7-6
3-26	*CINCINNATI	USM-PTP	W5	11-3
3-27	*CINCINNATI	USM-PTP	W6	8-6
3-29	ALABAMA	USM-PTP	W7	7-4
4-1	*Memphis	Memphis, Tenn.	W8	7-1
4-2	*Memphis	Memphis, Tenn.	W9	13-3
4-3	*Memphis	Memphis, Tenn.	W10	9-7
4-5	OLE MISS	USM-PTP	W11	10-9
4-8	*East Carolina	Greenville, N.C.	W12	12-6
4-9	*East Carolina	Greenville, N.C.	L1	5-7
4-10	*East Carolina	Greenville, N.C.	L2	6-10
4-12	UNO	USM-PTP	W1	8-1
4-15	*SAINT LOUIS	USM-PTP	W2	10-4
4-16	*SAINT LOUIS	USM-PTP	L1	1-5
4-17	*SAINT LOUIS	USM-PTP	W1	11-4
4-19	Ole Miss	Jackson, Miss.	L1	3-8
4-23	*TULANE	USM-PTP	L2	4-18
4-23	*TULANE	USM-PTP	L3	2-11
4-24	*TULANE	USM-PTP	W1	10-0
4-26	Mississippi State	Starkville, Miss.	L1	4-5
4-27	Mississippi State	Starkville, Miss.	W1	6-1
4-30	*Louisville	Louisville, Ky.	W2	6-3
4-30	*Louisville	Louisville, Ky.	W3	4-3
4-31	*Louisville	Louisville, Ky.	L1	5-6
5-3	Louisiana-Monroe	Jackson, Miss.	W1	4-2 (15)
5-4	Southeastern La.	Jackson, Miss.	L1	2-4
5-6	*UAB	USM-PTP	W1	4-3
5-7	*UAB	USM-PTP	L1	6-8
5-8	*UAB	USM-PTP	W1	8-7
5-13	*USF	USM-PTP	W2	18-8
5-14	*USF	USM-PTP	W3	8-6
5-15	*USF	USM-PTP	W4	8-7
5-17	UNO	New Orleans, La.	L1	9-12
5-19	*Houston	Houston, Texas	W1	10-5
5-20	*Houston	Houston, Texas	L1	7-11
5-21	*Houston	Houston, Texas	W1	11-7

## Conference USA Tournament – Pete Taylor Park/Hill

### Denson Field, Hattiesburg, Miss.

5-25	USF	USM-PTP	W2	5-3
------	-----	---------	----	-----

5-26	TCU	USM-PTP	L1	0-8
5-27	USF	USM-PTP	W1	9-3
5-28	TCU	USM-PTP	L1	7-13

## NCAA Oxford Regional Tournament –

### Oxford University Stadium/Swayze Field – Oxford,

Miss.

6-3	Oklahoma	Oxford, Miss..	L2	4-5
6-4	Maine	Oxford, Miss.	L3	2-12

\* - Conference USA Game

## 2006

**Record: 39-23; Home: 27-6; Away: 8-12; Neutral: 4-5;**

**Conference USA: 13-11**

### Coach Corky Palmer; ninth year

Date	Opponent	Site	Streak	Score
2-15	NICHOLLS STATE	USM-PTP	W1	5-2

### Coca-Cola Classic – Stanky Field, Mobile, Ala

2-17	Wichita State	Mobile, Ala.	W2	6-5
2-18	Stetson	Mobile, Ala.	W3	6-1
2-19	South Alabama	Mobile, Ala.	L1	3-6
2-21	MISS. VALLEY ST.	USM-PTP	W1	11-3
2-24	BIRMINGHAM-SO.	USM-PTP	L1	4-8
2-26	BIRMINGHAM-SO.	USM-PTP	W1	13-3 (7)
2-26	BIRMINGHAM-SO.	USM-PTP	W2	6-5
3-1	Southeastern La.	Hammond, La.	W3	8-7
3-3	ILLINOIS STATE	USM-PTP	L1	2-4
3-4	ILLINOIS STATE	USM-PTP	W1	4-3
3-5	ILLINOIS STATE	USM-PTP	W2	15-3
3-7	LA.-MONROE	USM-PTP	W3	18-5
3-8	Louisiana Tech	Jackson, Miss.	L1	7-12
3-10	BUFFALO	USM-PTP	W1	13-3
3-11	BUFFALO	USM-PTP	W2	21-3
3-12	BUFFALO	USM-PTP	W3	14-2
3-15	Alabama	Tuscaloosa, Ala.	L1	3-13
3-17	TROY	USM-PTP	W1	5-1
3-18	TROY	USM-PTP	W2	3-2 (11)
3-19	TROY	USM-PTP	W3	6-1
3-21	SOUTH ALABAMA	USM-PTP	W4	7-4
3-22	Louisiana-Monroe	Monroe, La.	L1	1-2
3-24	*UAB	Birmingham, Ala.	W1	8-2
3-25	*UAB	Birmingham, Ala.	W2	7-4
3-26	*UAB	Birmingham, Ala.	W3	12-1 (7)
3-28	Ole Miss	Oxford, Miss.	L1	8-9
3-31	*MEMPHIS	USM-PTP	L2	4-5
4-1	*MEMPHIS	USM-PTP	W1	8-7
4-2	*MEMPHIS	USM-PTP	L1	6-15
4-4	OLE MISS	Pearl, Miss.	W1	13-6
4-7	Dallas Baptist	Dallas, Texas	W2	12-9
4-7	Dallas Baptist	Dallas, Texas	W3	19-7
4-8	Dallas Baptist	Dallas, Texas	L1	4-5
4-11	SOUTHEASTERN LA	USM-PTP	W1	12-2 (7)
4-14	*HOUSTON	USM-PTP	L1	7-24
4-15	*HOUSTON	USM-PTP	L2	5-13

# Year-by-Year Results

4-16	*HOUSTON	USM-PTP	W1	14-7	3-10	LSU	Baton Rouge, LA	L2	8-15
4-19	ALCORN STATE	USM-PTP	W2	14-1	3-11	LSU	Baton Rouge, LA	W1	5-3
4-21	*Rice	Houston, Texas	L1	3-12	3-13	SOUTHEASTERN La	USM-PTP	L1	2-6
4-22	*Rice	Houston, Texas	L2	1-5	3-14	South Alabama	Mobile, AL	L2	8-10
4-23	*Rice	Houston, Texas	L3	3-5	3-16	KENT STATE	USM-PTP	W1	5-2
4-25	MISSISSIPPI STATE	USM-PTP	W1	13-6	3-17	KENT STATE	USM-PTP	W2	2-1
4-26	MISSISSIPPI STATE	USM-PTP	W2	6-3	3-18	KENT STATE	USM-PTP	W3	7-4
4-28	*Marshall	Charleston, W.Va.	L1	3-6	3-20	Louisiana-Monroe	Pearl, MS	W4	9-5
4-29	*Marshall	Charleston, W.Va.	W1	19-4 (7)	3-23	* RICE	USM-PTP	W5	9-3
4-30	*Marshall	Charleston, W.Va.	W2	5-0	3-24	* RICE	USM-PTP	L1	3-5
5-5	*EAST CAROLINA	USM-PTP	W3	11-10 (11)	3-25	* RICE	USM-PTP	L2	5-18
5-6	*EAST CAROLINA	USM-PTP	W4	8-5	3-27	Ole Miss	Pearl, MS	L3	5-6
5-7	*EAST CAROLINA	USM-PTP	W5	10-1	3-30	* Memphis	Memphis, TN	L4	1-8
5-12	*Tulane	Metairie, La.	L1	1-2	4-1	* Memphis	Memphis, TN	L5	5-7
5-13	*Tulane	Metairie, La.	L2	9-10	4-1	* Memphis	Memphis, TN	L6	5-8
5-14	*Tulane	Metairie, La.	L3	4-5	4-3	NICHOLLS STATE	USM-PTP	W1	13-5
5-18	*UCF	USM-PTP	W1	4-3 (10)	4-6	* UCF	Orlando, FL	L1	4-5
5-19	*UCF	USM-PTP	W2	9-0	4-7	* UCF	Orlando, FL	W1	8-3
5-20	*UCF	USM-PTP	W3	18-3 (7)	4-8	* UCF	Orlando, FL	W2	10-0

## Conference USA Tournament – Reckling Park, Houston, Texas

5-24	Memphis	Houston, Texas	W4	6-2
5-25	Rice	Houston, Texas	L1	1-5
5-26	Memphis	Houston, Texas	L2	5-8

## NCAA Tuscaloosa Regional Tournament – Sewell-Thomas Stadium – Tuscaloosa, Ala.

6-2	Troy	Tuscaloosa, Ala.	L3	8-10
6-3	Jacksonville State	Tuscaloosa, Ala.	W1	6-2
6-4	Troy	Tuscaloosa, Ala.	L1	5-6

\* - Conference USA Game

## 2007

**Record: 38-21; Home: 23-7; Away: 15-14; Neutral: 5-4;**

**Conference USA: 14-10**

**Coach Corky Palmer; 10th year**

## Coca-Cola Classic – Pete Taylor Park, Hattiesburg, MS

Date	Opponent	Site	Streak	Score
2-17	Wichita State	Mobile, Ala.	W2	6-5
2-16	SOUTHERN ILLINOIS	USM-PTP	W1	9-0
2-17	LOUISVILLE	USM-PTP	W2	6-5
2-18	NORTHWESTERN STATE	USM-PTP	W3	10-7
2-20	SOUTH ALABAMA	USM-PTP	W4	6-1
2-21	NEW ORLEANS	USM-PTP	W5	4-1

## Screentech Wireless Classic – Northcutt Field, Dothan, AL

2-23	Georgia Southern	Dothan, AL	W6	7-1
2-24	Indiana	Dothan, AL	W7	15-4
2-25	Troy	Dothan, AL	L1	2-3
2-28	Southeastern La	Hammond, LA	W1	4-2
3-2	LOUISIANA-LAFAYETTE	USM-PTP	W2	7-4
3-3	LOUISIANA-LAFAYETTE	USM-PTP	L1	0-4
3-4	LOUISIANA-LAFAYETTE	USM-PTP	W1	1-0
3-6	Alabama	Pearl, MS	W2	5-0
3-9	LSU	Baton Rouge, LA	L1	1-2

3-10	LSU	Baton Rouge, LA	L2	8-15
3-11	LSU	Baton Rouge, LA	W1	5-3
3-13	SOUTHEASTERN La	USM-PTP	L1	2-6
3-14	South Alabama	Mobile, AL	L2	8-10
3-16	KENT STATE	USM-PTP	W1	5-2
3-17	KENT STATE	USM-PTP	W2	2-1
3-18	KENT STATE	USM-PTP	W3	7-4
3-20	Louisiana-Monroe	Pearl, MS	W4	9-5
3-23	* RICE	USM-PTP	W5	9-3
3-24	* RICE	USM-PTP	L1	3-5
3-25	* RICE	USM-PTP	L2	5-18
3-27	Ole Miss	Pearl, MS	L3	5-6
3-30	* Memphis	Memphis, TN	L4	1-8
4-1	* Memphis	Memphis, TN	L5	5-7
4-1	* Memphis	Memphis, TN	L6	5-8
4-3	NICHOLLS STATE	USM-PTP	W1	13-5
4-6	* UCF	Orlando, FL	L1	4-5
4-7	* UCF	Orlando, FL	W1	8-3
4-8	* UCF	Orlando, FL	W2	10-0
4-11	OLE MISS	USM-PTP	W3	4-2
4-13	* TULANE	USM-PTP	L1	5-7
4-15	* TULANE	USM-PTP	W1	5-2
4-15	* TULANE	USM-PTP	L1	1-7
4-18	LOUISIANA-MONROE	USM-PTP	W1	16-4
4-20	* UAB	USM-PTP	L1	1-6
4-21	* UAB	USM-PTP	W1	6-4
4-22	* UAB	USM-PTP	W2	8-4
4-24	Mississippi State	Starkville, MS	L1	2-11
4-25	Mississippi State	Starkville, MS	L2	4-7
4-27	* East Carolina	Greenville, NC	W1	6-3
4-28	* East Carolina	Greenville, NC	W2	5-1
4-29	* East Carolina	Greenville, NC	L1	3-6
5-4	* MARSHALL	USM-PTP	W1	8-4
5-5	* MARSHALL	USM-PTP	W2	18-3
5-6	* MARSHALL	USM-PTP	W3	9-2
5-12	DALLAS BAPTIST	USM-PTP	W4	4-3
5-12	DALLAS BAPTIST	USM-PTP	W5	9-8
5-13	DALLAS BAPTIST	USM-PTP	W6	12-1
5-15	New Orleans	New Orleans, LA	W7	9-4
5-17	* Houston	Houston, TX	W8	6-0
5-18	* Houston	Houston, TX	W9	4-0
5-19	* Houston	Houston, TX	W10	7-2

## Conference USA Tournament –

### Clark-LeClair Stadium, Greenville, NC

5-23	UAB	Greenville, NC	W11	9-5
5-24	East Carolina	Greenville, NC	L1	1-2
5-25	Tulane	Greenville, NC	L2	2-6

## NCAA Oxford Regional Tournament

### Oxford University Stadium/Swayze Field –

#### Oxford, Miss.

6-1	Troy	Oxford, MS	W1	14-1
6-2	Ole Miss	Oxford, MS	L1	4-0
6-3	Sam Houston State	Oxford, MS	L2	11-12 (11)

# Year-by-Year Results

## 2008

**Record: 42-22; Home: 25-6; Away: 10-14; Neutral: 7-2;**

**Conference USA: 15-9**

**Coach Corky Palmer; 11th year**

Date	Opponent	Site	Streak	Score
2-22	LIPSCOMB	USM-PTP	W1	3-1
2-23	LIPSCOMB	USM-PTP	W2	6-3
2-24	LIPSCOMB	USM-PTP	W3	9-8
2-26	LOUISIANA MONROE	USM-PTP	L1	1-4
2-27	SOUTH ALABAMA	USM-PTP	W1	4-2
2-29	Louisiana-Lafayette	Lafayette, La.	W2	6-0
3-1	Miami (Ohio)	Lafayette, La.	W3	4-1
3-2	Louisiana-Lafayette	Lafayette, La.	L1	0-2
3-4	Ole Miss	Oxford, Miss.	L2	5-8
3-7	Cal- State Fullerton	Fullerton, Calif.	L3	1-4
3-8	Cal-State Fullerton	Fullerton, Calif.	L4	3-8
3-9	Cal-State Fullerton	Fullerton, Calif.	L5	16-9
3-12	New Orleans	New Orleans	W1	9-4
3-14	CAL-ST. NORTHRIDGE	USM-PTP	W2	6-2
3-15	LIBERTY	USM-PTP	W3	5-0
3-16	CAL-ST. NORTHRIDGE	USM-PTP	W4	6-2
3-18	SOUTHEASTERN LA	USM-PTP	W5	12-4
3-19	Louisiana Monroe	Monroe, La.	W6	7-5
3-21	* CENTRAL FLORIDA	USM-PTP	W7	8-4
3-22	* CENTRAL FLORIDA	USM-PTP	L1	4-15
3-23	* CENTRAL FLORIDA	USM-PTP	W1	10-6
3-25	vs. Ole Miss	Pearl, Miss.	W2	3-2(10)
3-28	* Rice	Houston	W3	1-0
3-29	* Rice	Houston	L1	0-9
3-30	* Rice	Houston	W1	8-7
4-1	TROY	USM-PTP	W2	7-4
4-2	TROY	USM-PTP	W3	7-5
4-5	* EAST CAROLINA	USM-PTP	W4	6-5(13)
4-5	* EAST CAROLINA	USM-PTP	L1	2-4
4-6	* EAST CAROLINA	USM-PTP	L2	3-11
4-9	LSU	USM-PTP	L3	4-8
4-11	ARKANSAS STATE	USM-PTP	W1	6-3
4-12	ARKANSAS STATE	USM-PTP	W2	8-7
4-13	ARKANSAS STATE	USM-PTP	W3	6-3
4-15	MISSISSIPPI VALLEY ST	USM-PTP	W4	11-0
4-16	vs. Alabama	Pearl, Miss.	W5	6-3
4-17	* Tulane	New Orleans	L1	3-4
4-18	* Tulane	New Orleans	L2	2-4
4-19	* Tulane	New Orleans	W1	10-8
4-22	MISSISSIPPI STATE	USM-PTP	W2	11-7
4-23	MISSISSIPPI STATE	USM-PTP	W3	11-8
4-25	* HOUSTON	USM-PTP	W4	12-9
4-26	* HOUSTON	USM-PTP	W5	4-3
4-27	* HOUSTON	USM-PTP	W6	7-6
4-29	NEW ORLEANS	USM-PTP	L1	3-9
4-30	Southeastern La.	Hammond, La.	W1	12-7
5-2	* Marshall	Huntington, WV	L1	10-16
5-3	* Marshall	Huntington, WV	W1	12-8

5-4	* Marshall	Huntington, WV	W2	5-0
5-9	* MEMPHIS	USM-PTP	W4	21-3
5-10	* MEMPHIS	USM-PTP	W5	12-6
5-11	* MEMPHIS	USM-PTP	W6	13-0 (7)
5-13	South Alabama	Mobile, Ala.	L1	5-16 (7)
5-16	UAB	Birmingham, Ala.	L2	0-6
5-17	UAB	Birmingham, Ala.	W1	8-5
5-18	UAB	Birmingham, Ala.	L1	2-12 (7)

### Conference USA Tournament – Turchin Stadium, New Orleans

5-21	Central Florida	New Orleans	W1	8-5
5-23	Marshall	New Orleans	W2	5-3
5-24	Marshall	New Orleans	L1	3-6
5-25	Marshall	New Orleans	L2	3-5

### NCAA Baton Rouge Regional Tournament

#### Alex Box Stadium, Baton Rouge, La

5-30	New Orleans	Baton Rouge, La.	W1	13-6
5-31	LSU	Baton Rouge, La.	L1	4-13
6-1	New Orleans	Baton Rouge, La.	W1	8-2
6-1	LSU	Baton Rouge, La.	L1	4-11

\* - Conference USA Game

## 2009

**Record: 40-26; Home: 21-17; Away: 16-7; Neutral: 3-2;**

**Conference USA: 12-12**

**Coach Corky Palmer; 12th year**

2-20	LEHIGH	USM-PTP	W1	18-1
2-21	LEHIGH	USM-PTP	W2	13-0
2-22	LEHIGH	USM-PTP	W3	12-2
2-24	UNIV. OF N. ORLEANS	USM-PTP	W4	13-5
2-25	SOUTH ALABAMA	USM-PTP	W5	12-0
2-27	LOUISIANA LAFAYETTE	USM-PTP	W6	10-1
2-28	LOUISIANA LAFAYETTE	USM-PTP	W7	13-6
3-1	LOUISIANA LAFAYETTE	USM-PTP	L1	5-7
3-4	La. Monroe	Monroe, La	W1	4-2 (10)
3-6	CAL STATE FULLERTON	USM-PTP	L1	2-15
3-7	CAL STATE FULLERTON	USM-PTP	L2	6-11
3-8	CAL STATE FULLERTON	USM-PTP	L3	3-11
3-10	Univ. of New Orleans	New Orleans	W1	5-2
3-13	LOUISIANA TECH	USM-PTP	W2	5-4
3-14	LOUISIANA TECH	USM-PTP	W3	24-3
3-15	LOUISIANA TECH	USM-PTP	L1	4-11
3-17	vs Mississippi State	Pearl, Miss	W1	10-7
3-18	N. COLORADO	USM-PTP	L1	7-8
3-20	* RICE	USM-PTP	L2	3-4
3-21	* RICE	USM-PTP	L3	4-16
3-22	* RICE	USM- PTP	W1	5-4
3-24	LA MONROE	USM-PTP	L1	2-9
3-27	* Central Florida	Orlando	W1	6-3
3-28	* Central Florida	Orlando	W2	26-10
3-28	* Central Florida	Orlando	W3	19-1
4-1	Troy	Troy, Ala	W4	10-4 (7)
4-1	Troy	Troy, Ala	W5	8-0 (7)

# Year-by-Year Results

4-3	* MARSHALL	USM-PTP	W6	4-2
4-4	* MARSHALL	USM-PTP	L1	6-7
4-5	* MARSHALL	USM-PTP	W1	8-7
4-8	Mississippi State	Starkville, Miss	L1	6-7
4-10	* Houston	Houston	W1	13-8
4-11	* Houston	Houston	W2	3-1
4-11	* Houston	Houston	L1	3-4
4-14	JACKSON STATE	USM-PTP	W1	16-2
4-17	* UAB	USM-PTP	W2	7-4
4-18	* UAB	USM-PTP	L1	5-11
4-18	* UAB	USM-PTP	L2	1-4
4-21	MISS. VALLEY	USM-PTP	W1	13-5
4-22	OLE MISS	USM-PTP	L1	4-8
4-24	* East Carolina	Greenville, NC	L2	6-7
4/25	* East Carolina	Greenville, NC	L3	5-13
4-25	* East Carolina	Greenville, NC	W1	2-1
4-28	vs Ole Miss	Pearl, Miss	W2	6-4
5-1	* TULANE	USM-PTP	L1	2-7
5-2	* TULANE	USM-PTP	W1	9-7
5-3	* TULANE	USM-PTP	L1	4-8 (5)
5-8	* Memphis	Memphis, Tenn.	L2	4-5
5-9	* Memphis	Memphis, Tenn.	L3	6-16
5-10	* Memphis	Memphis, Tenn.	W1	4-2
5-12	South Alabama	Mobile, Ala.	W2	7-5
5-15	TENNESSEE TECH	USM-PTP	W3	10-2
5-15	TENNESSEE TECH	USM-PTP	L1	1-7
5-16	TENNESSEE TECH	USM-PTP	W1	7-2

## Conference USA Tournament

### Pete Taylor Park, Hattiesburg, Miss.

5-20	TULANE	USM-PTP	W2	15-2
5-21	EAST CAROLINA	USM-PTP	W3	5-2
5-22	TULANE	USM-PTP	W4	3-1
5-24	RICE	USM-PTP	L1	6-8

## NCAA Atlanta Regional Tournament

### Russ Chandler Stadium, Atlanta, Ga.

5-29	vs Elon	Atlanta	W1	17-15
5-30	Georgia Tech	Atlanta	W2	10-7
5-31	Georgia Tech	Atlanta	L1	3-10
6-1	Georgia Tech	Atlanta	W1	12-8

## NCAA Gainesville Super Regional Tournament



### McKethan Stadium, Gainesville, Fla.

6-6	Florida	Gainesville, Fla	W2	9-7
6-7	Florida	Gainesville, Fla	W3	7-6

## NCAA College World Series

### Rosenblatt Stadium, Omaha, Neb.

6-14	Texas	Omaha, Neb	L1	6-7
6-16	North Carolina	Omaha, Neb.	L2	4-11



## 2010


**Record: 36-24; Home: 20-9; Away: 12-12; Neutral: 4-3;**

**Conference USA: 14-10**

**Coach Scott Berry; first year**

2-19	NORTHWESTERN STATE	USM-PTP	W1	11-0
2-20	NORTHWESTERN STATE	USM-PTP	W2	7-3
2-21	NORTHWESTERN STATE	USM-PTP	L1	5-7
2-24	MISS.VALLEY STATE	USM-PTP	W1	20-2
2-26	LEMOYNE	USM-PTP	L1	2-6
2-27	LEMOYNE	USM-PTP	W1	10-3
2-28	LEMOYNE	USM-PTP	L1	11-12
3-3	LOUISIANA-MONROE	USM-PTP	W1	14-5
3-5	Louisiana-Lafayette	Lafayette, La.	W2	4-0
3-6	Louisiana-Lafayette	Lafayette, La.	W3	6-1
3-7	Louisiana-Lafayette	Lafayette, La.	L1	6-10
3-12	MISSOURI STATE	USM-PTP	W1	4-3
3-13	MISSOURI STATE	USM-PTP	W2	6-0
3-14	MISSOURI STATE	USM-PTP	W3	13-4
3-16	NEW ORLEANS	USM-PTP	W4	11-2
3-17	at Louisiana-Monroe	Monroe, La.	W5	8-7
3-19	at Louisiana Tech	Ruston, La.	L1	3-4
3-20	at Louisiana Tech	Ruston, La.	W1	15-7

# Year-by-Year Results



3-23	vs. Ole Miss	Pearl, Miss.	L1	6-11
3-26	*UAB	Birmingham, Ala.	L2	2-4
3-27	*UAB	Birmingham, Ala.	L3	8-13
3-27	*UAB	Birmingham, Ala.	W1	14-3
3-30	South Alabama	Mobile, Ala.	L1	13-14
4-1	ST. MARY'S	USM-PTP	L2	11-19
4-2	ST. MARY'S	USM-PTP	W1	4-3
4-3	ST. MARY'S	USM-PTP	W2	15-7 (6)
4-7	LSU	Metairie, La.	L1	5-6 (12)
4-9	*UCF	USM-PTP	L2	3-7
4-10	*UCF	USM-PTP	L3	10-11 (10)
4-11	*UCF	USM-PTP	L4	8-9
4-13	New Orleans	New Orleans, La.	W1	3-2
4-16	*Marshall	Charleston, W.Va.	W2	16-7
4-17	*Marshall	Charleston, W.Va.	L1	3-6
4-18	*Marshall	Charleston, W.Va.	L2	3-6
4-20	Ole Miss	Oxford, Miss.	L3	2-7
4-23	*HOUSTON	USM-PTP	W1	10-9
4-24	*HOUSTON	USM-PTP	W2	13-4
4-25	*HOUSTON	USM-PTP	W3	8-5
4-28	SOUTH ALABAMA	USM-PTP	W4	15-5
4-30	*Tulane	New Orleans, La.	W5	16-2
5-1	*Tulane	New Orleans, La.	W6	4-2
5-2	*Tulane	New Orleans, La.	W7	13-9
5-5	vs. Mississippi State	Pearl, Miss.	W8	14-3
5-7	*EAST CAROLINA	USM-PTP	W9	14-4
5-8	*EAST CAROLINA	USM-PTP	W10	8-2
5-9	*EAST CAROLINA	USM-PTP	W11	7-6

5-15	*Rice	Houston, Texas	W12	11-10
5-15	*Rice	Houston, Texas	L1	2-10
5-16	*Rice	Houston, Texas	L2	14-21
5-18	MISSISSIPPI STATE	USM-PTP	L3	9-16
5-20	*MEMPHIS	USM-PTP	W1	9-3
5-21	*MEMPHIS	USM-PTP	L1	8-10
5-22	*MEMPHIS	USM-PTP	W1	5-3

## Conference USA Tournament

### Cougar Field, Houston, Texas

5-26	vs. Memphis	Houston, Texas	W2	8-2
5-27	vs. East Carolina	Houston, Texas	L1	1-8
5-28	Houston	Houston, Texas	W1	10-6
5-29	vs. Rice	Houston, Texas	W2	7-4

## NCAA Tournament

### Plainsman Park, Auburn, Ala.

6-4	vs. Clemson	Auburn, Ala.	L1	1-10
6-5	vs. Jacksonville State	Auburn, Ala.	W1	19-6
6-6	Auburn	Auburn, Ala.	L1	8-17

## 2011

Record: 36-24; Home: 20-9; Away: 12-12; Neutral: 4-3;

Conference USA: 14-10

Coach Scott Berry; second year

2-18	EASTERN ILLINOIS	USM-PTP	W1	6-2
2-19	EASTERN ILLINOIS	USM-PTP	W2	9-1
2-20	EASTERN ILLINOIS	USM-PTP	W3	6-0
2-22	LOUISIANA-MONROE	USM-PTP	W4	8-5
2-23	ALCORN STATE	USM-PTP	W5	11-5
2-25	Troy	Troy, Ala.	L1	3-4
2-26	Troy	Troy, Ala.	W1	4-1
2-27	Troy	Troy, Ala.	L1	4-13
3-2	Alabama	Tuscaloosa, Ala.	W1	10-4
3-6	LOUISIANA-LAFAYETTE	USM-PTP	W2	6-5
3-6	LOUISIANA-LAFAYETTE	USM-PTP	L1	4-8 (7)
3-11	MISSOURI STATE	USM-PTP	W1	10-4
3-12	MISSOURI STATE	USM-PTP	W2	13-3
3-13	MISSOURI STATE	USM-PTP	W3	12-1
3-15	Northwestern State	Natchitoches, La.	W4	9-2
3-18	College of Charleston	Charleston, S.C.	W5	7-2
3-19	vs. Rhode Island	Charleston, S.C.	W6	4-3 (15)
3-20	vs. Connecticut	Charleston, S.C.	W7	6-3
3-22	Louisiana-Monroe	Monroe, La.	L1	2-7
3-23	SOUTH ALABAMA	USM-PTP	W1	15-3
3-25	*TULANE	USM-PTP	W2	16-4
3-26	*TULANE	USM-PTP	L1	15-16 (10)
3-27	*TULANE	USM-PTP	W1	12-0 (7)
3-30	Ole Miss	USM-PTP	W2	4-3 (10)
4-1	*UCF	Orlando, Fla.	W3	6-5
4-2	*UCF	Orlando, Fla.	W4	13-2
4-3	*UCF	Orlando, Fla.	W5	5-2
4-5	vs. Mississippi State	Pearl, Miss.	L1	4-5
4-8	*Memphis	Memphis, Tenn.	L2	5-6
4-9	*Memphis	Memphis, Tenn.	L3	8-16

# Year-by-Year Results

4-10	*Memphis	Memphis, Tenn.	W1	8-5	3-4	Auburn	Auburn, Ala.	W1	5-4
4-12	vs. Ole Miss	Pearl, Miss.	W2	8-6 (12)	3-6	SOUTH ALABAMA	USM-PTP	L1	3-5
4-15	NEW ORLEANS	USM-PTP	W3	11-0	3-9	Louisiana-Lafayette	Lafayette, La.	L2	5-12
4-16	NEW ORLEANS	USM-PTP	W4	14-1	3-10	Louisiana-Lafayette	Lafayette, La.	W1	4-3 (11)
4-17	NEW ORLEANS	USM-PTP	W5	1-0	3-11	Louisiana-Lafayette	Lafayette, La.	W2	11-3
4-20	vs. LSU	Metairie, La.	L1	6-8	3-13	Alabama	Tuscaloosa, Ala.	L1	3-8
4-22	*MARSHALL	USM-PTP	W1	8-7	3-16	MURRAY STATE	USM-PTP	L2	6-11
4-23	*MARSHALL	USM-PTP	W2	10-8	3-17	MURRAY STATE	USM-PTP	W1	9-7
4-23	*MARSHALL	USM-PTP	W3	9-4	3-18	MURRAY STATE	USM-PTP	L1	4-6
4-26	ALABAMA	USM-PTP	L1	3-7	3-20	Ole Miss	Oxford, Miss.	W1	10-0
4-29	*East Carolina	USM-PTP	W1	3-1	3-23	HOUSTON*	USM-PTP	W2	8-0
4-30	*East Carolina	USM-PTP	W2	5-0	3-24	HOUSTON*	USM-PTP	W3	17-2 (7)
5-1	*East Carolina	USM-PTP	L1	6-7	3-25	HOUSTON*	USM-PTP	L1	5-10
5-4	South Alabama	Mobile, Ala.	W1	7-4	3-27	LOUISIANA-MONROE	USM-PTP	W1	7-5
5-6	*UAB	USM-PTP	W2	4-2	3-30	Rice*	Houston, Texas	L1	3-6
5-7	*UAB	USM-PTP	W3	13-4	3-31	Rice*	Houston, Texas	W1	2-1
5-8	*UAB	USM-PTP	W4	8-5	4-1	Rice*	Houston, Texas	L1	6-8
5-13	*Houston	Houston, Texas	W5	6-5	4-5	ALCORN STATE	USM-PTP	W1	9-7
5-14	*Houston	Houston, Texas	L1	5-6	4-6	ALCORN STATE	USM-PTP	W2	13-1
5-15	*Houston	Houston, Texas	L2	1-6	4-7	ALCORN STATE	USM-PTP	W3	17-3
5-19	*RICE	USM-PTP	L3	0-4	4-11	vs. LSU	Metairie, La.	L1	3-8
5-20	*RICE	USM-PTP	L4	2-16			(Zephyr Field)		
5-21	*RICE	USM-PTP	W1	7-3	4-13	UCF*	USM-PTP	W1	1-0 (14)

## Conference USA Tournament

### Trustmark Park, Pearl, Miss.

5-25	vs. Tulane	Pearl, Miss.	W2	6-1
5-26	vs. Houston	Pearl, Miss.	L1	6-7
5-27	vs. East Carolina	Pearl, Miss.	L2	0-4

## NCAA Tournament

### Russ Chandler Stadium, Atlanta, Ga.

6-3	vs. Mississippi State	Atlanta, Ga.	L3	0-3
6-4	at Georgia Tech	Atlanta, Ga.	L4	2-6

## 2012

Record: 32-24; Home: 20-8; Away: 9-11; Neutral: 3-5;

Conference USA: 14-10

Coch Scott Berry; third year

2-17	NICHOLLS STATE	USM-PTP	L1	4-5	5-11	EAST CAROLINA*	USM-PTP	W1	1-0
2-19	NICHOLLS STATE	USM-PTP	W1	5-1	5-12	EAST CAROLINA*	USM-PTP	W2	5-3
2-19	NICHOLLS STATE	USM-PTP	W2	5-2	5-13	EAST CAROLINA*	USM-PTP	W3	5-4 (12)
2-22	Louisiana-Monroe	Monroe, La.	L1	1-2	5-17	UAB*	Birmingham, Ala.	L1	1-2
2-24	TROY	USM-PTP	L2	0-3	5-18	UAB*	Birmingham, Ala.	W1	11-5
2-25	TROY	USM-PTP	W1	2-1	5-19	UAB*	Birmingham, Ala.	W2	8-5
2-26	TROY	USM-PTP	W2	8-1					
2-28	MISSISSIPPI VALLEY ST.	USM-PTP	W3	5-1					
2-29	ALABAMA	USM-PTP	W4	14-2					
3-2	vs. Charleston Southern	Auburn, Ala.	W5	16-2	5-23	vs. Memphis	Pearl, Miss.	L1	3-14
3-3	vs. Purdue	Auburn, Ala.	L1	9-10	5-24	vs. Houston	Pearl, Miss.	W1	8-7
					5-26	vs. Rice	Pearl, Miss.	W2	4-2

## Conference USA Tournament

### Trustmark Park, Pearl, Miss.

5-23	vs. Memphis	Pearl, Miss.	L1	3-14
5-24	vs. Houston	Pearl, Miss.	W1	8-7
5-26	vs. Rice	Pearl, Miss.	W2	4-2

**KP:** Kamper Park  
**SHP:** Smokie Harrington Park  
**USM:** USM Park | **PTP:** Pete Taylor Park

# Postseason Tournaments

## NCAA

### 2011 Atlanta (Ga.) Regional

L/0-3.....Mississippi State  
L/2-6.....Georgia Tech

### 2010 Auburn Regional – Auburn, Ala.

L/1-10.....Clemson  
W/19-6.....Jacksonville State  
L/8-17.....Auburn

### 2009 College World Series – Omaha, Neb.

L/6-7.....Texas  
L/4-11.....North Carolina

### 2009 NCAA Super Regional – Gainesville, Fla.

W/9-7.....Florida  
W/7-6.....Florida

### 2009 Atlanta (Ga.) Regional

W/17-15.....Elon  
W/10-7.....Georgia Tech  
L/3-10.....Georgia Tech  
W/12-8.....Georgia Tech

### 2008 Baton Rouge (La.) Regional

W/13-6.....New Orleans  
L/4-13.....LSU  
W/8-2.....New Orleans  
L/4-11.....LSU

### 2007 Oxford (Miss.) Regional

W/14-1.....Troy  
L/0-4.....Ole Miss  
L/11-12.....Sam Houston State

### 2006 Tuscaloosa (Ala.) Regional

L/8-10.....Troy  
W/6-2.....Jacksonville State  
L/5-6.....Troy

### 2005 Oxford (Miss.) Regional

L/4-5.....Oklahoma  
L/2-12.....Maine

### 2004 Baton Rouge (La.) Regional

W/6-5.....College of Charleston  
L/2-6.....Louisiana State  
L/3-7.....College of Charleston

### 2003 Hattiesburg Regional

L/3-5.....Southern University  
W/18-0.....Murray State  
W/18-1.....Southern University  
L/2-3.....Baylor

### 1999 Southeast Regional – Tuscaloosa, Ala.

W/20-13.....South Alabama  
L/4-10.....Alabama  
W/10-9.....South Alabama  
L/6-7.....Alabama

### 1991 Central Regional – Austin, Texas

L/5-6.....Long Beach State  
L/2-18.....Texas

### 1990 South I Regional – Baton Rouge, La.

L/3-23.....Southern California  
W/14-10.....Louisiana-Lafayette  
L/3-15.....Houston

## Conference USA

### 2012 – Pearl, Miss.

L/3-14.....Memphis  
W/8-7.....Houston  
W/4-2.....Rice

### 2011 – Pearl, Miss.

W/6-1.....Tulane  
L/6-7 (14).....Houston  
L/0-4.....East Carolina

### 2010 – Houston, Texas

W/9-3.....Memphis  
L/1-8.....East Carolina  
W/10-6.....Houston  
W/7-4.....Rice

### 2009 – Hattiesburg, Miss.

W/15-2.....Tulane  
W/5-2.....East Carolina  
W/3-1.....Tulane  
L/6-8.....Rice

### 2008 – New Orleans, La.

W/8-5.....UCF  
W/5-3.....Marshall  
L/3-6.....Marshall  
L/3-5.....Marshall

### 2007 – Greenville, N.C.

W/9-5.....UAB  
L/1-2.....East Carolina  
L/2-6.....Tulane

### 2006 – Houston, Texas (Rice)

W/6-2.....Memphis  
L/1-5.....Rice  
L/5-8.....Memphis

### 2005 – Hattiesburg, Miss.

W/5-3.....USF  
L/0-8.....TCU  
W/9-3.....USF  
L/7-13.....TCU


### 2004 – Houston, Texas (Houston)

L/5-10.....Memphis  
W/16-4.....Tulane  
W/13-0.....Memphis  
W/16-10.....UAB  
W/9-7.....UAB  
L/1-3.....TCU

### 2003 – New Orleans, La.

W/13-0.....Charlotte  
W/7-2.....Houston  
W/3-1.....East Carolina  
W/7-5.....Tulane

# Postseason Tournaments



## 2002 – Kinston, N.C.

W/7-3 ..... Tulane  
 L/1-7 ..... Houston  
 L/5-12 ..... Tulane

## 2001 – Metairie, La.

W/6-2 ..... Houston  
 W/18-5 ..... USF  
 L/4-6 ..... USF  
 L/4-7 ..... USF

## 2000 – St. Petersburg, Fla.

L/2-7 ..... Cincinnati  
 W/10-9 ..... Tulane  
 L/6-10 ..... UAB

## 1999 – Millington, Tenn.

W/10-5 ..... Louisville  
 L/4-11 ..... Tulane  
 W/5-2 ..... Louisville  
 L/7-13 ..... Tulane

## 1998 – Metairie, La.

L/3-13 ..... Charlotte  
 W/7-6 ..... Memphis  
 W/6-5 ..... Houston  
 L/5-6 ..... Charlotte

## 1997 – New Orleans, La.

L/9-14 ..... Charlotte  
 W/5-0 ..... Cincinnati  
 L/2-6 ..... Tulane

## 1996 – Hattiesburg, Miss.

W/9-4 ..... Memphis  
 L/5-9 ..... Tulane  
 W/9-5 ..... Saint Louis  
 L/8-10 ..... Tulane

## Metro Conference

## 1995 – Charlotte, N.C.

W/9-3 ..... Tulane  
 L/2-3 ..... Virginia Tech  
 W/10-0 ..... Louisville  
 L/1-4 ..... USF

## 1994 – Louisville, Ky.

W/10-9 ..... Louisville, Ky.  
 L/4-6 ..... Virginia Tech  
 W/8-6 ..... Virginia Commonwealth  
 W/5-1 (10) ..... Charlotte  
 L/6-14 ..... Tulane

## 1993 – Richmond, Va.

L/3-7 ..... Louisville  
 W/12-5 ..... Louisville  
 L/2-11 ..... Charlotte

## 1992 – New Orleans, La.

L/4-7 ..... Tulane  
 W/10-3 ..... Virginia Tech  
 L/7-8 ..... Louisville

## 1991 – Salem, Va.

W/19-3 ..... Louisville  
 W/11-2 ..... Memphis  
 W/3-1 ..... Florida State  
 L/8-10 ..... South Carolina  
 Co-Champions with Florida State

## 1990 – Hattiesburg, Miss.

W/5-1 ..... Louisville  
 L/3-4 ..... Cincinnati  
 W/5-2 ..... Memphis  
 L/1-8 ..... Florida State

## 1989 – Columbia, S.C.

W/13-3 ..... Louisville  
 W/7-4 ..... Virginia Tech  
 L/7-14 ..... Florida State  
 W/5-0 ..... Cincinnati  
 L/5-6 (12) ..... Florida State

## 1988 – Tallahassee, Fla.

W/11-4 ..... Memphis  
 L/2-4 ..... South Carolina  
 W/10-1 ..... Cincinnati  
 L/2-6 ..... South Carolina

## 1987 – Columbia, S.C.

L/1-10 ..... Memphis  
 W/14-9 ..... Virginia Tech  
 L/1-5 ..... Florida State

## 1986 – Tallahassee, Fla.

L/1-10 ..... South Carolina  
 W/14-5 ..... Louisville  
 W/11-1 ..... Cincinnati  
 L/2-4 ..... Memphis

## 1985 – Tallahassee, Fla.

L/1-13 ..... South Carolina  
 L/9-11 ..... Cincinnati

## 1984 – Tallahassee, Fla.

W/4-2 ..... Tulane  
 L/5-8 ..... South Carolina  
 L/5-17 ..... Virginia Tech

## 1983 – Tallahassee, Fla.

L/7-14 ..... Florida State  
 L/2-11 ..... Virginia Tech

# All-Americans

## ABCA

2003.....Jeff Cook, OF  
 ..... Clint King, OF  
 1994..... Tommy Davis, 1B  
 1992..... Bill Selby, 3B  
 1990..... Kevin Young, 3B  
 1990..... Fred Cooley, 1B

## Baseball America

2008 ..... Barry Bowden, P, Third Team  
 2004.....Jarrett Hoffpauir, 2B, Second Team  
 2003..... Jeff Cook, OF, Third Team  
 ..... Clint King, OF, Third Team  
 1994..... Tommy Davis, 1B, First Team  
 1993..... Tommy Davis, 1B, Second Team

## CollegeBaseballInsider.com

2004.....Jarrett Hoffpauir, 2B, First Team  
 ..... Austin Tubb, RP, First Team  
 ..... Ryan Frith, OF, Second Team

## College Sports Magazine

1993..... Tommy Davis, 1B, First Team

## Louisville Slugger/Collegiate Baseball

2011 ..... Todd McInnis, P, Third Team  
 2010.....Scott Copeland, P, Third Team  
 2005..... Brad Willcutt, C, Third Team  
 2004..... Austin Tubb, RP, First Team  
 ..... Ryan Frith, OF, Second Team  
 ..... Jarrett Hoffpauir, 2B, Third Team  
 ..... Matt Shepherd, SS, Third Team  
 2003..... Jeff Cook, OF, Third Team  
 ..... Clint King, OF, Third Team  
 1994..... Tommy Davis, 1B  
 1991..... Tony Phillips, P  
 ..... Todd Nace, OF

## USA Today/Baseball Weekly

2004..... Ryan Frith, OF, Second Team  
 .....Jarrett Hoffpauir, 2B, Second Team  
 2003..... Jeff Cook, OF, First Team  
 ..... Clint King, OF, First Team

## National Collegiate Baseball Writers Association

2010.....B.A. Vollmuth, SS, Third Team  
 2009 ..... Bo Davis, OF, Third Team  
 2008..... Tyler Conn, P, First Team  
 2007..... Trey Sutton, 1B, Third Team  
 2005..... Brad Willcutt, C, First Team  
 ..... Daniel Best, RP, Third Team  
 2004..... Austin Tubb, RP, First Team  
 .....Jarrett Hoffpauir, 2B, First Team  
 ..... Ryan Frith, OF, Second Team  
 2003..... Jeff Cook, OF, Second Team  
 ..... Austin Tubb, RP, Third Team

## Baseball America Freshman

2012 ..... Mason Robbins, UT, Second Team  
 2011 ..... Jared Bales, C, Second Team  
 2009 ..... Kameron Brundy, OF

## Louisville Slugger/ Collegiate Baseball Freshman

2012.....Mason Robbins, OF/P  
 ..... Bradley Roney, RP  
 2009 ..... Kameron Brundy, OF  
 2008..... Todd McInnis, P  
 2006..... Brian Dozier, SS  
 ..... Michael Ewing, OF  
 2005..... Trey Sutton, 2B  
 2004 ..... Patrick Ezell, P  
 2003.....Marc Maddox, 1B  
 2002.....Jarrett Hoffpauir, 2B  
 ..... Cliff Russum, P  
 ..... Matt Shepherd, SS  
 ..... Brad Willcutt, C  
 1996..... Cliff Wren, 1B  
 1992..... Tommy Davis, 3B

## National College Baseball Writers Association Freshman

2012..... Bradley Roney, RP, Second Team  
 2009..... Kameron Brundy, OF, Second Team

## CoSIDA Academic All-American

2011 ..... Marc Bourgeois, DH, First Team  
 2009.....James Ewing, INF, Second Team  
 2007..... Patrick Ezell, P, First Team  
 ..... Trey Sutton, INF, First Team  
 2004..... Austin Tubb, RP, Second Team  
 2003..... Clint King, OF, Third Team  
 1998..... Jeremy Schied, 1B, First Team  
 1995..... Derek Reams, C, First Team  
 1994..... Derek Reams, C, First Team  
 1991..... Mark Carson, P, First Team



Scott Copeland


# All-Americans



Jared Bales



Daniel Best




Barry Bowden



Kameron Bruntly




Tyler Conn




Mark Carson



Jeff Cook



Fred Cooley




Scott Copeland



Bo Davis



Tommy Davis



James Ewing




Michael Ewing



Patrick Ezell



Brian Dozier




Ryan Frith



Jarrett Hoffpaur



Clint King



Marc Maddox



Todd McInnis




Todd Nace




Tony Phillips



Derek Reams



Cliff Russum




Jeremy Schied



Bill Selby




Matt Shepherd




Trey Sutton



Austin Tubb




B.A. Vollmuth



Brad Willcutt



Cliff Wren



Kevin Young



# All-Time Honor Roll

## NCAA Regional All-Tournament Team

2011	Todd McInnis, P
2010	B.A. Vollmuth, IF
2009	Joey Archer, IF Bo Davis, OF Michael Ewing, OF BA Vollmuth, IF Most Outstanding Player
2008	Josh Billeaud, P Drew Carson, OF Chris Matesich, IF Keith Winstead, C
2007	Ryan Belanger, P Brian Dozier, IF Chris Matesich, SS
2006	Brian Dozier, IF Toddric Johnson, OF
2004	Jarrett Hoffpauir, IF
2003	Jeff Cook, OF Griff Israel, DH Clint King, OF Cliff Russum, P Brad Willcutt, C
1999	Michael Artman, IF Jeremy Albritton, OF Tyler Kee, P

## ABCA All-South Region

2011	Tyler Koelling, OF, 2nd Team
2010	Scott Copeland, P, 2nd Team
2008	Barry Bowden, P, 2nd Team Tyler Conn, RP, 2nd Team
2006	Daniel Best, RP, 1st Team Marc Maddox, 3B, 2nd Team
2005	Daniel Best, RP, 2nd Team Brad Willcutt, C, 2nd Team
2004	Ryan Frith, OF, 2nd Team Jarrett Hoffpauir, 2B, 2nd Team Matt Shepherd, SS, 2nd Team Austin Tubb, P, 2nd Team
2003	Jeff Cook, OF, 1st Team Clint King, OF, 1st Team
2002	Jeff Cook, OF, 2nd Team Shea Douglas, P, 2nd Team
1997	Cliff Wren, DH, 2nd Team Jeremy Albritton, LF, 2nd Team
1994	Tommy Davis, 1B, 1st Team

## All Conference USA

### C-USA Coach of the Year

2011	Scott Berry
2003	Corky Palmer

### C-USA Pitcher of the Year

2011	Todd McInnis
2010	Todd McInnis

### C-USA Newcomer of the Year

2012	Andrew Pierce
------	---------------

### C-USA Freshman of the Year

2012	Mason Robbins
------	---------------

### First Team

2012	Andrew Pierce, P
2011	Todd McInnis, P Geoffrey Thomas, P Marc Bourgeois, DH B.A. Vollmuth, IF Tyler Koelling, OF
2010	B.A. Vollmuth, IF Scott Copeland, P Todd McInnis, P Collin Cargill, RP
2009	Bo Davis, OF Todd McInnis, P
2008	Barry Bowden, P Tyler Conn, RP James Ewing, IF
2007	Trey Sutton, 2B
2006	Marc Maddox, IF Toddric Johnson, OF Marc Maddox, IF Brad Willcutt, C Daniel Best, RP
2004	Ryan Frith, OF Jarrett Hoffpauir, IF Matt Shepherd, IF Austin Tubb, P
2003	Jeff Cook, OF Clint King, OF Jeff Cook, OF Shea Douglas, P Allen Winningham, IF
2000	Dusty Haley, OF Chad Rogers, P Darren Welch, C
1999	Michael Artman, IF Dusty Haley, OF
1998	Jeremy Schied, IF Cliff Wren, DH
1997	Jeremy Albritton, OF Kyle Logan, OF Cliff Wren, DH

### Second Team

2011	Adam Doleac, IF Collin Cargill, RP
2009	Brian Dozier, IF
2008	Brian Dozier, IF Ryan Belanger, P Patrick Ezell, P
2006	Trey Sutton, 2B Kevin Coker, C Daniel Best, RP

# All-Time Honor Roll

2005 ..... Trey Sutton, IF  
 ..... Jason Lowery, OF  
 2004 ..... Anthony DeWitt, P  
 ..... Brad Willcutt, C  
 2003 ..... Bob McCrory, P  
 ..... Bob McCrory, P  
 2002 ..... Bob McCrory, P  
 2001 ..... Jeff Cook, OF  
 ..... Shea Douglas, P  
 2000 ..... Chris Finnegan, C  
 ..... Josh Hoffpauir, IF  
 1999 ..... Jeremy Albritton, OF  
 ..... Darren Welch, DH  
 1998 ..... Jeremy Albritton, OF  
 ..... Scott Cheek, IF  
 ..... Jason Fortenberry, P  
 1997 ..... Jeremy Schied, IF  
 ..... Braxton Whitehead, C  
 1996 ..... Derek Reams, C  
 ..... Jared Martin, IF  
 ..... Chris Hesse, OF

## Third Team

1997 ..... Jared Martin, IF  
 ..... Chris Hesse, OF  
 ..... Brandon Parker, RP  
 1996 ..... Cliff Wren, IF  
 ..... John Bale, P

## Freshman

2012 ..... Michael Sterling, OF  
 ..... Mason Robbins OF/P  
 ..... Jake Drehoff, P  
 ..... Bradley Roney, P  
 2011 ..... Jared Bales, C  
 2010 ..... Dillon Day, OF  
 2009 ..... Kameron Brunty, OF  
 2008 ..... Todd McInnis, P  
 2006 ..... Luke Adkins, OF  
 ..... Brian Dozier, SS  
 ..... Michael Ewing, 1B  
 2005 ..... Trey Sutton, IF  
 2004 ..... Mike Cashion, P  
 ..... Patrick Ezell, P  
 2003 ..... Marc Maddox, 1B  
 2002 ..... Jarrett Hoffpauir, 2B  
 ..... Cliff Russum, P  
 ..... Matt Shepherd, SS  
 ..... Brad Willcutt, C  
 2000 ..... Shea Douglas, P  
 1999 ..... Darren Welch, C/DH  
 1996 ..... Jeff Davis, OF  
 ..... Cliff Wren, IF  
 ..... Matt Baltz, IF  
 ..... Jeremy Albritton, DH

## All C-USA Tournament

2012 ..... Ashley Graeter, IF  
 ..... Michael Sterling, OF

2011 ..... Todd McInnis, P  
 2010 ..... Scott Copeland, P  
 ..... Tournament Most Valuable Player  
 ..... B.A. Vollmuth, IF  
 ..... Taylor Walker, IF  
 2009 ..... JR Ballinger, P  
 ..... James Ewing, IF  
 ..... Todd McInnis, P  
 ..... Corey Stevens, OF  
 2008 ..... Drew Carson, OF  
 2007 ..... Barry Bowden, P  
 2005 ..... Trey Sutton, IF  
 ..... Jason Lowery, OF  
 2004 ..... Mike Cashion, P  
 ..... Ryan Frith, OF  
 ..... Jarrett Hoffpauir, 2B  
 ..... Matt Shepherd, SS  
 ..... Brad Willcutt, C  
 2003 ..... Jeff Cook, OF  
 ..... Beau Griffin, OF  
 ..... Clint King, OF  
 ..... Jason Lowery, OF  
 ..... Clint King, MVP  
 2002 ..... Clint King, DH  
 2001 ..... Clint Stoy, OF  
 1999 ..... Michael Artman, OF  
 1998 ..... Jeremy Schied, IF  
 1996 ..... Cliff Wren, 1B  
 ..... Jeff Davis, DH

## Metro Conference

### Metro Conference Coach of the Year

1990 ..... Hill Denson  
 1989 ..... Hill Denson

### Metro Conference Player of the Year

1994 ..... Tommy Davis, 1B

### All-Metro Conference

1995 ..... Heath Cantrelle, P, 2nd Team  
 ..... Brent Moser, OF, 2nd Team  
 ..... Derek Reams, C, 1st Team  
 ..... Jeremy Williamson, P, 2nd Team  
 1994 ..... Tommy Davis, 1B, 1st Team  
 ..... Derek Reams, OF, 1st Team  
 ..... Shane Pullen, OF, 1st Team  
 ..... Eric Eckstein, 2B, 2nd Team  
 1993 ..... Ryan Kritscher, 2B, 1st Team  
 ..... Jason Simpson, Util., 2nd Team  
 ..... Chris Logan, C, 2nd Team  
 ..... Andy Woodard, OF, 2nd Team  
 ..... Gregg Kennedy, P, 2nd Team  
 1992 ..... Bill Selby, 2B, 1st Team  
 ..... Tommy Davis, 3B, 2nd Team  
 ..... Doug Benefiel, C, 2nd Team  
 1991 ..... Todd Nace, OF, 1st Team  
 ..... Scotty Jurich, 2B, 2nd Team

# All-Time Honor Roll

.....Bill Selby, 3B, 2nd Team  
 ..... Tony Phillips, P, 2nd Team  
 1990 ..... Damon Pollard, P, 1st Team  
 ..... Scotty Jurich, 2B, 2nd Team  
 ..... Kevin Young, 3B, 2nd Team  
 ..... Doug Benefiel, C, 2nd Team  
 ..... Chris Robbins, DH, 2nd Team  
 ..... Todd Nace, OF, 2nd Team  
 1989 ..... Fred Cooley, DH, 1st Team  
 ..... Scotty Jurich, 2B, 2nd Team  
 ..... Kenny Graves, C, 2nd Team  
 ..... Todd Nace, OF, 2nd Team  
 ..... Chuck Shive, P, 2nd Team  
 1988 ..... Doug Cronk, 1B, South Division  
 ..... Fred Cooley, DH, South Division  
 ..... Scooter Love, OF, South Division  
 ..... Chuck Shive, P, South Division  
 1987 ..... Mac Duncan, C  
 ..... Doug Cronk, Util.  
 ..... Mike Moreland, OF  
 ..... Chris Wagner, P  
 1986 ..... Greg Conner, OF  
 ..... Darrell Lindsey, P  
 1985 ..... Tommy Sims, DH

## Metro Conference Newcomer of the Year

1992 ..... Tommy Davis

## Metro Conference All-Tournament Team

1995 ..... Justin Harrison, OF  
 1994 ..... Tommy Davis, 1B  
 ..... Eric Eckstein, 2B  
 ..... Derek Reams, OF  
 ..... Shane Pullen, OF  
 1993 ..... Andy Woodard, OF  
 1991 ..... Scotty Jurich, 2B  
 ..... Todd Nace, OF  
 ..... David Christenberry, P  
 1990 ..... Damon Pollard, P  
 1989 ..... Kenny Graves, C  
 ..... John Gilligan, P  
 ..... Sedgewick McCollum, DH  
 ..... Damon Pollard, P  
 1988 ..... Doug Cronk, 1B  
 ..... Fred Cooley, DH  
 1987 ..... Doug Cronk, 1B  
 1986 ..... Sylvester Love, OF  
 ..... John Gessner, P  
 1984 ..... Juan Vasquez, C

## MSWA Player of the Year


1994 ..... Tommy Davis, 1B

## MSWA Newcomer of the Year


1994 ..... Derek Reams, C

## All-Time Coaching Records

Name	Years	Record	Pct.
Herring	1913	1-3	.250
Ronald J. Slay	1914-16, 1919	4-5	.444
O.V. Austin	1920-24	33-15-3	.687
William Bobo	1925-28	19-10-1	.655
William B. Saunders	1929-30	3-20	.130
Allison "Pooley" Hubert	1934-35	3-12	.200
Reed Green	1947	9-4	.692
Thad "Pie" Vann	1948-49	21-21	.500
Clyde "Heifer" Stuart	1950-58	62-47-2	.567
C.J. "Pete" Taylor	1959-83	320-349-2	.478
Hill Denson	1984-97	468-386-2	.548
Corky Palmer	1998-2009	458-281	.620
Scott Berry	2010-Present	107-67	.615
<b>Totals</b>		<b>1,508-1,220-10</b>	<b>.553</b>




Thad "Pie"  
Vann




Clyde "Heifer"  
Stuart



Pete  
Taylor



Hill  
Denson




Corky  
Palmer


# Golden Eagles in the Draft



**Brian Dozier**



**Brian Leach**




**B.A. Vollmuth**



**Scott Copeland**

Year	Name	Organization	Round
1966	Frank Baker	San Francisco Giants	22
1967	Frank Baker	New York Yankees	2*
	Ed Assaf	Kansas City Royals	44
1968	Ed Assaf	San Francisco Giants	8^
1971	Ray Guy	Houston Astros	3
1972	Ray Guy	Atlanta Braves	17
1973	Ray Guy	Cincinnati Reds	3^
	Wilson Plunkett	California Angels	31
1974	Wilson Plunkett	New York Yankees	3
1986	Greg Conner	San Francisco Giants	7
	Kent Willis	Cincinnati Reds	12
1987	Scooter Love	San Francisco Giants	7
1988	Fred Cooley	Atlanta Braves	12
	Scooter Love	Milwaukee Brewers	15
	Doug Cronk	Texas Rangers	22
	Darrell Lindsey	Philadelphia Phillies	38
1989	Pat Rapp	San Francisco Giants	15
	Kenny Graves	New York Mets	33
	Fred Cooley	Oakland Athletics	37
	Chuck Shive	Philadelphia Phillies	40
1990	Damon Pollard	Kansas City Royals	14
	Kevin Young	Pittsburgh Pirates	15
	Kerry Valrie	Chicago White Sox	19
	Tony Phillips	New York Mets	19
	John Gilligan	Toronto Blue Jays	36
1991	Marc Kubicki	Chicago White Sox	16
	Tony Phillips	Seattle Mariners	17
1992	Bill Selby	Boston Red Sox	13
	Mickey Dutil	Pittsburgh Pirates	46
1993	Jeff Pickich	Pittsburgh Pirates	22
	Greg Kennedy	Boston Red Sox	24
1994	Tommy Davis	Baltimore Orioles	2
	Brett LeGrow	Philadelphia Phillies	22
	Shane Pullen	Philadelphia Phillies	26
1995	Jeremy Williamson	Kansas City Royals	16
	Kevin Bentley	Chicago Cubs	24


# Golden Eagles in the Draft



**Marc Bourgeois**



**Jarrett Hoffpauir**



**Todd McInnis**



**Tyler Koelling**

1996	John Bale	Toronto Blue Jays	5
	Chad Bradford	Chicago White Sox	13
1997	Brandon Parker	Seattle Mariners	2
	Braxton Whitehead	Cincinnati Reds	14
	Kyle Logan	Houston Astros	21
	Jared Martin	Arizona Diamondbacks	24
	Donovan Marbury	Boston Red Sox	35
2001	Anthony Rawson	St. Louis Cardinals	41
2002	Shea Douglas	Cleveland Indians	32
2003	Clint King	Chicago White Sox	3
	Bob McCrory	Baltimore Orioles	4
	Jeff Cook	Arizona Diamond Backs	5
2004	Jarrett Hoffpauir	St. Louis Cardinals	6
	Matt Shepherd	St. Louis Cardinals	8
	Ryan Frith	Philadelphia Phillies	17
	Austin Tubb	St. Louis Cardinals	32
	Anthony DeWitt	Houston Astros	36
2005	Brad Willcutt	Milwaukee Brewers	27
2006	Marc Maddox	Kansas City Royals	9
	Daniel Best	Kansas City Royals	14
	Toddric Johnson	Oakland A's	14
	Scott Massey	Pittsburgh Pirates	24
2008	Tyler Conn	Detroit Tigers	14
	Josh Billeaud	Chicago White Sox	18
	Trey Sutton	San Francisco Giants	20
	Brian Leach	Pittsburgh Pirates	25
2009	Brian Dozier	Minnesota Twins	8
	JR Ballinger	Chicago White Sox	11
	James Ewing	New York Mets	12
	Bo Davis	San Diego Padres	24
2010	Scott Copeland	Baltimore Orioles	21
	Todd McInnis	Oakland Athletics	32
2011	B.A. Vollmuth	Oakland Athletics	3
	Tyler Koelling	Minnesota Twins	19
	Collin Cargill	Florida Marlins	22
	Todd McInnis	St. Louis Cardinals	25

\* June – secondary phase    ^ January – secondary phase

# Major League Golden Eagles

## Southern Miss Baseball Players Who Have Played in the Major Leagues

### Frank Baker

**Southern Miss:** 1965-67  
**Drafted:** 2nd round  
(New York Yankees, 1967)  
**Major League Debut:**  
Aug. 9, 1970  
**1970-71:** New York Yankees  
**1973-74:** Baltimore Orioles

### John Bale

**Southern Miss:** 1995-96  
**Drafted:** 5th round  
(Toronto Blue Jays, 1996)  
**Major League Debut:**  
September 30, 1999  
**1999-2000:** Toronto Blue Jays  
**2001:** Baltimore Orioles  
**2003:** Cincinnati Reds  
**2007-09:** Kansas City Royals

### Chad Bradford

**Southern Miss:** 1996  
**Drafted:** 13th round  
(Chicago White Sox, 1996)  
**Major League Debut:**  
August 1, 1998  
**1998-00:** Chicago White Sox  
**2001-04:** Oakland A's  
**2005:** Boston Red Sox  
**2006:** New York Mets  
**2007-08:** Baltimore Orioles  
**2008-09:** Tampa Bay Rays  
**Participated in the**  
**2008 World Series**

### Jim Davenport

**Southern Miss:** 1952-54  
**1958-70:** San Francisco Giants  
**1985:** Manager,  
San Francisco Giants  
**1961 and 1962 All-Star Selection**  
**Participated in the**  
**1962 World Series**

### Tommy Davis

**Southern Miss:** 1992-94  
**Drafted:** 2nd round  
(Baltimore Orioles, 1994)  
**Major League Debut:**  
May 14, 1999  
**1999:** Baltimore Orioles

### Brian Dozier

**Southern Miss:** 2006-09  
**Drafted:** 8th Round  
(Minnesota Twins, 2009)  
**Major League Debut:**  
May 7, 2012  
**2012:** Minnesota Twins

### Micky Harrington

**Southern Miss:** 1952-55  
**Major League Debut:**  
July 10, 1963  
**1963:** Philadelphia Phillies

### Jarrett Hoffpauir

**Southern Miss:** 2002-04  
**Drafted:** 6th round  
(St. Louis Cardinals, 2004)  
**Major League Debut:**  
July 3, 2009  
**2009:** St. Louis Cardinals  
**2010:** Toronto Blue Jays

### Brent Leach

**Southern Miss:** 2002-03  
**Drafted:** 6th round  
(Los Angeles Dodgers, 2005)  
**Major League Debut:**  
May 6, 2009  
**2009:** Los Angeles Dodgers

### Bob McCrory

**Southern Miss:** 2001-03  
**Drafted:** 4th Round  
(Baltimore Orioles, 2003)  
**Major League Debut:**  
April 30, 2008  
**2008-09:** Baltimore Orioles

### Hugh Laurin Pepper

**Southern Miss:** 1953-54  
**Major League Debut:**  
July 4, 1954  
**1954-57:** Pittsburgh Pirates

### John Melvin (Bubba) Phillips

**Southern Miss:** 1947-48  
**Major League Debut:**  
April 30, 1955  
**1955:** Detroit Tigers  
**1956-59:** Chicago White Sox  
**1960-62:** Cleveland Indians  
**1963-64:** Detroit Tigers

### Pat Rapp

**Southern Miss:** 1988-89  
**Drafted:** 15th round  
(San Francisco, 1989)  
**Major League Debut:**  
July 10, 1992  
**1992:** San Francisco Giants  
**1993-96:** Florida Marlins  
**1997:** Florida & San Francisco  
**1998:** Kansas City Royals  
**1999:** Boston Red Sox  
**2000:** Baltimore Orioles  
**2001:** Anaheim Angels

### Bill Selby

**Southern Miss:** 1991-92  
**Drafted:** 13th round  
(Boston, 1992)  
**Major League Debut:**  
April 19, 1996  
**1996:** Boston Red Sox  
**2000:** Cleveland Indians  
**2001:** Cincinnati Reds  
**2002-03:** Cleveland Indians

### Fred Waters

**Southern Miss:** 1947-48  
**Major League Debut:**  
Sept. 20, 1955  
**1955-56:** Pittsburgh Pirates  
**Participated in the**  
**1959 World Series**

### Kevin Young

**Southern Miss:** 1990  
**Drafted:** 15th Round  
(Pittsburgh, 1990)  
**Major League Debut:**  
July 12, 1992  
**1992-95:** Pittsburgh Pirates  
**1996:** Kansas City Royals  
**1997-2003:** Pittsburgh Pirates



MAJOR LEAGUE BASEBALL



## Brian Dozier

16th Golden Eagle  
to reach the Major Leagues

Debuted May 7, 2012  
for the Minnesota Twins



**Isaac  
Rodriguez**

**Blake  
Brown**

**Jake  
Drehoff**  
2012 C-USA  
All-Freshman  
Team

**Michael  
Sterling**  
2012 C-USA  
All-Freshman  
Team

